Financial Report

For the period ending

August 31, 2024

Marion CUSD #2
Financial Profile
For the period ending August 31, 2024

	Budgeted Revenue	Year-to-Date Revenue	Budget Balance	Percent of Budget Collected
Educational Fund	$ 42,912,528	$ 3,169,207	39,743,321	7.39%
Operations & Maintenance Fund	6,265,000	$ 225,907	6,039,093	3.61%
Lease Fund	185,100	$ 65	185,035	0.04%
Debt Service Fund	2,747,349	$ 657	2,746,692	0.02%
Transportation Fund	2,353,115	$ 67,957	2,285,158	2.89%
Social Security/Medicare Fund	649,000	$ 2,531	646,469	0.39%
IMRF Fund	264,000	$ 4,772	259,228	1.81%
Capital Projects Fund	3,580,000	$ 333,713	3,246,287	9.32%
Working Cash Fund	1,100	$ 66	1,034	5.96%
Tort Fund	242,000	$ 2,029	239,971	0.84%
Fire Prevention & Life Safety Func	118,000	$ 5,065	112,935	4.29%
ALL FUNDS	**$ 59,317,192**	**$ 3,811,967**	**$ 55,505,225**	**6.43%**
		Percent of Fiscal Year Completed =		**16.67%**

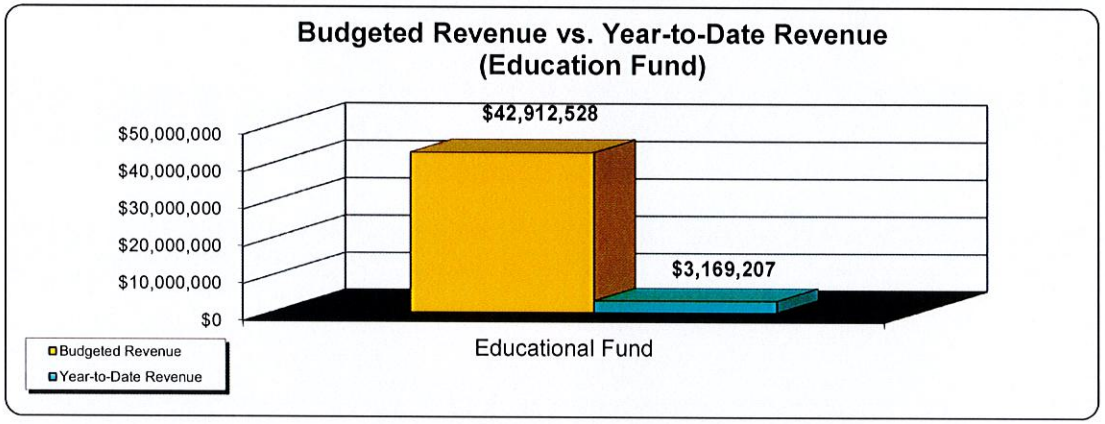

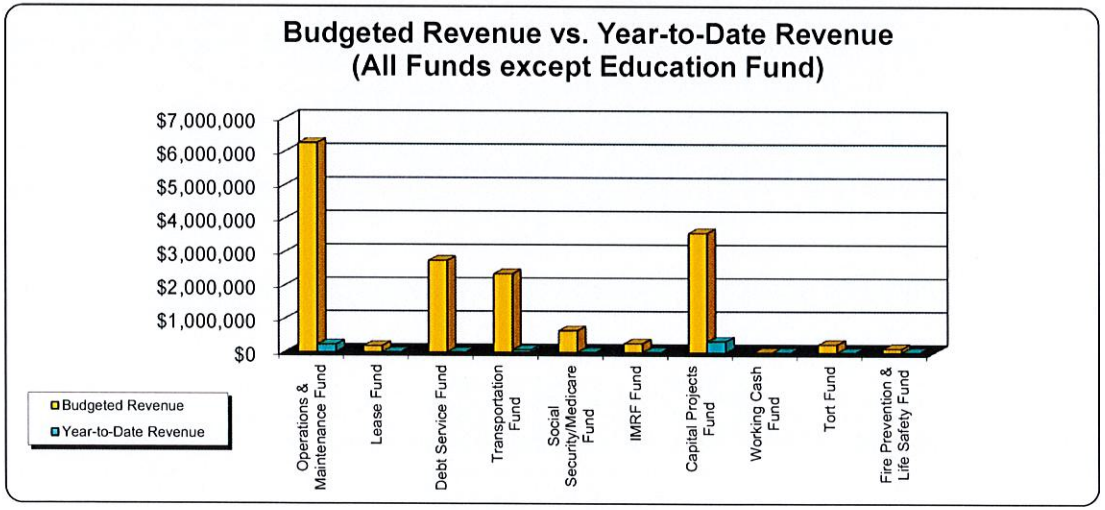

Revenue Analysis

Marion CUSD #2
Financial Profile
For the period ending August 31, 2024

	Budgeted Expenditures	Year-to-Date Expenditures	Budget Balance	Percent of Budget Spent
Educational Fund	$ 42,858,756	$ 5,879,940	$ 36,978,816	13.72%
Operations & Maintenance Fund	6,256,250	884,121	$ 5,372,129	14.13%
Lease Fund	193,706	149,706	$ 44,000	77.29%
Debt Service Fund	2,746,849	318	$ 2,746,531	0.01%
Transportation Fund	2,336,638	77,436	$ 2,259,202	3.31%
Social Security/Medicare Fund	727,685	85,727	$ 641,958	11.78%
IMRF Fund	549,145	51,433	$ 497,712	9.37%
Capital Projects Fund	6,627,774	736,842	$ 5,890,932	11.12%
Working Cash Fund	0	0	0	0.00%
Tort Fund	685,000	434,912	$ 250,088	63.49%
Fire Prevention & Life Safety Func	161,500	83,589	$ 77,911	51.76%
ALL FUNDS	**$ 63,143,303**	**$ 8,384,025**	**$ 54,759,278**	**13.28%**
		Percent of Fiscal Year Completed =		**16.67%**

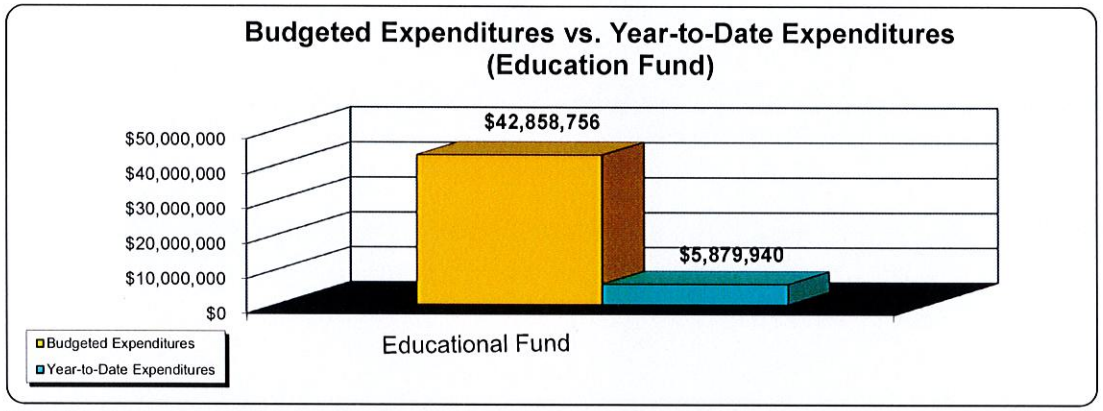

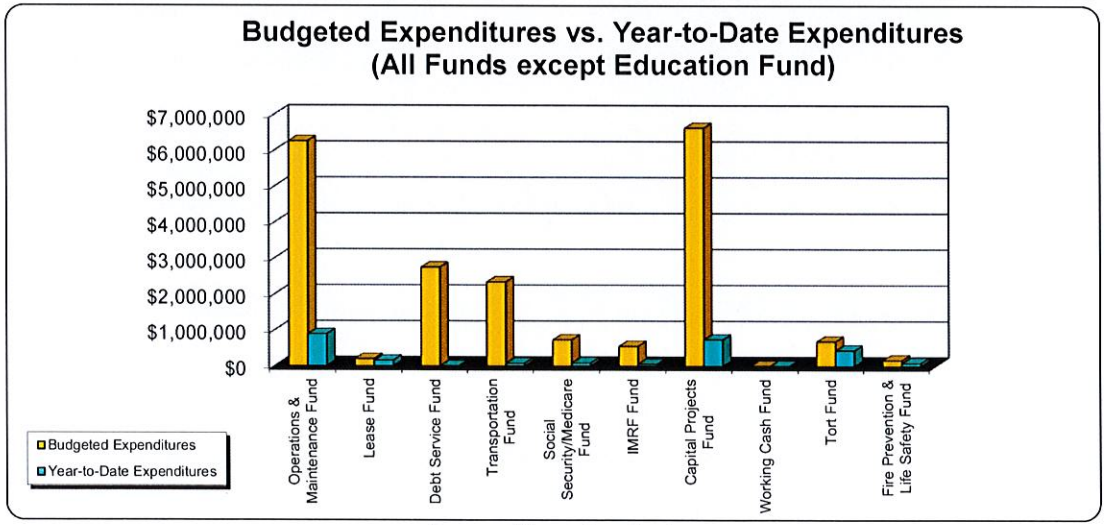

Expenditure Analysis

------TREASURER'S REPORT------
August 31, 2024

FUND	BEGINNING CASH BALANCE 8/1/2024	RECEIPTS	DISBURSEMENTS	CURRENT CHECKING 8/31/2024
EDUCATION FUND (10)	8,281,106.41	2,450,380.78	2,826,936.83	7,904,550.36
OPERATION & MAINTENANCE FUND (20)	4,191,104.27	220,643.13	449,103.60	3,962,643.80
TRANSPORTATION FUND (40)	2,127,752.41	61,215.98	20,871.45	2,168,096.94
TOTAL OPERATING FUND BALANCE	**14,599,963.09**	**2,732,239.89**	**3,296,911.88**	**14,035,291.10**
LEASE FUND (21)	-106,506.81	64.99	4,400.00	-110,841.82
DEBT SERVICE FUND (30)	3,746.71	644.59	318.00	4,073.30
SOCIAL SECURITY FUND (50)	380,993.72	1,247.47	41,933.75	340,307.44
IL MUNICIPAL RETIREMENT FUND (51)	732,207.06	2,306.09	26,625.45	707,887.70
CAPITAL PROJECT FUND (60)	3,892,637.55	320,601.50	404,785.41	3,808,453.64
WORKING CASH (70)	10,209.08	31.19	0.00	10,240.27
TORT FUND (80)	294,613.01	1,106.00	8,664.11	287,054.90
FIRE PREVENTION & SAFETY FUND (90)	786,912.89	2,414.11	4,035.00	785,292.00
TOTALS	**20,594,776.30**	**3,060,655.83**	**3,787,673.60**	**19,867,758.53**

SIGNED: Kimberly Watson, CFO, CSBO

Date: 9-5-2024

Balance Sheet Detail by Fund

August 2024-2025 **MARION CUSD #2, IL**

Account	Account Description	Beginning Balance	Debit	Credit	Ending Balance
10 - EDUCATIONAL FUND					
A - Asset					
10 A 000 1110 0000 00 000000	IMPREST, ADM, HS	27,000.48	0.00	0.00	27,000.48
10 A 000 1120 0000 00 000000	CASH IN BANK	5,101,687.92	2,437,245.44	2,826,936.83	4,711,996.53
10 A 000 1121 0000 00 000000	Savings for Fire Marshall	20,084.74	8.36	0.00	20,093.10
10 A 000 1130 0000 00 000000	PETTY CASH	800.00	0.00	0.00	800.00
10 A 000 1140 0000 00 000000	HEALTH INSURANCE CHECKING	2,235,554.30	388,936.60	359,683.03	2,264,807.87
10 A 000 1210 0000 00 000000	PNB CDs	3,159,333.75	13,126.98	0.00	3,172,460.73
10 A 000 1310 0000 00 000000	TAXES RECEIVABLE	(0.31)	0.00	0.00	(0.31)
10 A 000 1530 0000 00 000000	GRANTS RECEIVABLE	(0.26)	0.00	0.00	(0.26)
10 A 000 1610 0000 02 000002	13-14 LOAN TO PRE-K	(0.10)	0.00	0.00	(0.10)
10 A 000 1610 0000 04 000004	11-12 LOAN PRE-K	0.29	0.00	0.00	0.29
10 A 000 1630 0000 00 000000	INSURANCE RECEIVABLE	0.21	0.00	0.00	0.21
Totals for: 10 A - Asset		**10,544,461.02**	**2,839,317.38**	**3,186,619.86**	**10,197,158.54**
L - Liability					
10 L 000 4310 0000 00 000000	ACCOUNTS PAYABLE	(0.25)	1,208,199.04	1,208,199.04	(0.25)
10 L 000 4710 0000 00 000000	ACCRUED SALARIES AND BENEFITS	(106.50)	285,785.68	285,785.68	(106.50)
10 L 000 4810 0000 00 000451	EDUCATION TRS	(329.31)	4,844.26	4,844.26	(329.31)
10 L 000 4810 0000 00 000452	FIT	0.00	138,683.49	138,683.49	0.00
10 L 000 4810 0000 00 000453	SIT	0.03	73,635.91	73,635.91	0.03
10 L 000 4810 0000 00 000455	ANNUITIES	0.00	8,918.16	8,918.16	0.00
10 L 000 4810 0000 00 000456	HEALTH INSURANCE	0.00	94,937.75	94,937.75	0.00
10 L 000 4810 0000 00 000457	FICA	0.00	10,227.34	10,227.34	0.00
10 L 000 4810 0000 00 000458	MEDICARE	0.00	22,186.48	22,186.48	0.00
10 L 000 4810 0000 00 000459	CREDIT UNION & DUES	0.00	1,524.00	1,524.00	0.00
10 L 000 4810 0000 00 000461	UNIT 2 FOUNDATION	0.00	144.00	144.00	0.00
10 L 000 4810 0000 00 000462	CIRCUIT CLERK	0.00	2,202.00	2,202.00	0.00
10 L 000 4810 0000 00 000464	KIDS FOUNDATION	0.00	120.00	120.00	0.00
10 L 000 4910 0000 00 000000	DEFERRED REVENUE	(0.27)	0.00	0.00	(0.27)
10 L 000 4980 0000 00 000000		0.00	1,904,447.19	1,904,447.19	0.00
10 L 000 4990 0000 00 000000	CONTINGENT HEALTH INSURANCE LIAB	(0.04)	0.00	0.00	(0.04)
10 L 000 5500 0000 00 000000	CONTINGENT HEALTH INS LIAB.	(33,812.31)	359,683.03	388,936.60	(63,065.88)

Balance Sheet Detail by Fund

Account	Account Description	Beginning Balance	Debit	Credit	Ending Balance
10 - EDUCATIONAL FUND					
L - Liability					
Totals for: 10 L - Liability		**(34,248.65)**	**4,115,538.33**	**4,144,791.90**	**(63,502.22)**
Q - Equity					
10 Q 000 7130 0000 00 000000	RESERVE FOR ENCUMBRANCES	0.00	499,916.61	499,916.61	0.00
10 Q 000 7300 0000 00 000000	EDUCATION FUND BALANCE	(10,510,212.37)	2,479,534.16	2,102,978.11	(10,133,656.32)
Totals for: 10 Q - Equity		**(10,510,212.37)**	**2,979,450.77**	**2,602,894.72**	**(10,133,656.32)**
Totals for Fund: 10 - EDUCATIONAL FUND		**0.00**	**9,934,306.48**	**9,934,306.48**	**0.00**
20 - OPERATIONS & MAINTENANCE FUND					
A - Asset					
20 A 000 1120 0000 00 000000	CASH IN BANK	4,191,104.27	220,643.13	449,103.60	3,962,643.80
Totals for: 20 A - Asset		**4,191,104.27**	**220,643.13**	**449,103.60**	**3,962,643.80**
L - Liability					
20 L 000 4310 0000 00 000000	ACCOUNTS PAYABLE	(0.02)	323,639.87	323,639.87	(0.02)
20 L 000 4710 0000 00 000000	ACCRUED SALARIES AND BENEFITS	(0.36)	27,763.58	27,763.58	(0.36)
20 L 000 4810 0000 00 000451	TRS	0.00	1,562.33	1,562.33	0.00
20 L 000 4810 0000 00 000452	FIT	0.00	6,805.58	6,805.58	0.00
20 L 000 4810 0000 00 000453	SIT	0.00	5,492.82	5,492.82	0.00
20 L 000 4810 0000 00 000455	ANNUITIES	42.20	0.00	0.00	42.20
20 L 000 4810 0000 00 000456	HEALTH INSURANCE	(42.40)	7,976.24	7,976.24	(42.40)
20 L 000 4810 0000 00 000457	FICA	0.00	7,602.76	7,602.76	0.00
20 L 000 4810 0000 00 000458	MEDICARE	0.00	1,778.07	1,778.07	0.00
20 L 000 4810 0000 00 000459	CREDIT UNION, UNION DUES	0.00	915.50	915.50	0.00
20 L 000 4810 0000 00 000462	CIRCUIT CLERK	0.00	217.26	217.26	0.00
20 L 000 4980 0000 00 000000		0.00	153,196.79	153,196.79	0.00
Totals for: 20 L - Liability		**(0.58)**	**536,950.80**	**536,950.80**	**(0.58)**
Q - Equity					
20 Q 000 7130 0000 00 000000	RESERVE FOR ENCUMBRANCES	0.00	344,117.11	344,117.11	0.00
20 Q 000 7300 0000 00 000000	OM FUND BALANCE	(4,191,103.69)	416,753.04	188,292.57	(3,962,643.22)
Totals for: 20 Q - Equity		**(4,191,103.69)**	**760,870.15**	**532,409.68**	**(3,962,643.22)**
Totals for Fund: 20 - OPERATIONS & MAINTENANCE FUND		**0.00**	**1,518,464.08**	**1,518,464.08**	**0.00**

Balance Sheet Detail by Fund

Account	Account Description	Beginning Balance	Debit	Credit	Ending Balance
21 - O&M LEASE					
A - Asset					
21 A 000 1120 0000 00 000000	CASH IN BANK	(106,506.81)	64.99	4,400.00	(110,841.82)
Totals for: 21 A - Asset		**(106,506.81)**	**64.99**	**4,400.00**	**(110,841.82)**
L - Liability					
21 L 000 4310 0000 00 000000	ACCOUNTS PAYABLE	0.27	4,400.00	4,400.00	0.27
21 L 000 4910 0000 00 000000	DEFERRED REVENUE	0.13	0.00	0.00	0.13
21 L 000 5990 0000 00 000000	LEASE: LT LIAB - COMPUTERS	0.25	0.00	0.00	0.25
Totals for: 21 L - Liability		**0.65**	**4,400.00**	**4,400.00**	**0.65**
Q - Equity					
21 Q 000 7300 0000 00 000000	OM LEASE FUND BALANCE	106,506.16	4,400.00	64.99	110,841.17
Totals for: 21 Q - Equity		**106,506.16**	**4,400.00**	**64.99**	**110,841.17**
Totals for Fund: 21 - O&M LEASE		**0.00**	**8,864.99**	**8,864.99**	**0.00**
30 - DEBT SERVICE FUND					
A - Asset					
30 A 000 1120 0000 00 000000	CASH IN BANK	3,746.71	644.59	318.00	4,073.30
Totals for: 30 A - Asset		**3,746.71**	**644.59**	**318.00**	**4,073.30**
L - Liability					
30 L 000 4310 0000 00 000000	ACCOUNTS PAYABLE	0.00	318.00	318.00	0.00
30 L 000 4910 0000 00 000000	DEFERRED REVENUE	0.42	0.00	0.00	0.42
Totals for: 30 L - Liability		**0.42**	**318.00**	**318.00**	**0.42**
Q - Equity					
30 Q 000 7300 0000 00 000000	DEBT SERVICE FUND BALANCE	(3,747.13)	318.00	644.59	(4,073.72)
Totals for: 30 Q - Equity		**(3,747.13)**	**318.00**	**644.59**	**(4,073.72)**
Totals for Fund: 30 - DEBT SERVICE FUND		**0.00**	**1,280.59**	**1,280.59**	**0.00**
40 - TRANSPORTATION FUND					
A - Asset					
40 A 000 1120 0000 00 000000	CASH IIN BANK	2,127,752.41	61,215.98	20,871.45	2,168,096.94
40 A 000 1530 0000 00 000000	GRANTS RECEIVABLE	0.28	0.00	0.00	0.28
Totals for: 40 A - Asset		**2,127,752.69**	**61,215.98**	**20,871.45**	**2,168,097.22**
L - Liability					
40 L 000 4310 0000 00 000000	ACCOUNTS PAYABLE	0.00	19,005.87	19,005.87	0.00
40 L 000 4710 0000 00 000000	ACCRUED SALARIES AND BENEFITS	(0.06)	438.77	438.77	(0.06)

Balance Sheet Detail by Fund

Account	Account Description	Beginning Balance	Debit	Credit	Ending Balance
40 - TRANSPORTATION FUND					
L - Liability					
40 L 000 4810 0000 00 000452	FIT	0.00	167.31	167.31	0.00
40 L 000 4810 0000 00 000453	SIT	0.00	85.66	85.66	0.00
40 L 000 4810 0000 00 000456	HEALTH INSURANCE	0.00	135.17	135.17	0.00
40 L 000 4810 0000 00 000457	FICA	0.00	112.74	112.74	0.00
40 L 000 4810 0000 00 000458	MEDICARE	0.00	26.36	26.36	0.00
40 L 000 4910 0000 00 000000	DEFERRED REVENUE	(0.47)	0.00	0.00	(0.47)
40 L 000 4980 0000 00 000000	ACCRUED EXPENSES	0.00	2,304.35	2,304.35	0.00
Totals for: 40 L - Liability		**(0.53)**	**22,276.23**	**22,276.23**	**(0.53)**
Q - Equity					
40 Q 000 7300 0000 00 000000	TRANSPORTATION FUND BALANCE	(2,127,752.16)	20,344.21	60,688.74	(2,168,096.69)
Totals for: 40 Q - Equity		**(2,127,752.16)**	**20,344.21**	**60,688.74**	**(2,168,096.69)**
Totals for Fund: 40 - TRANSPORTATION FUND		**0.00**	**103,836.42**	**103,836.42**	**0.00**
50 - SOCIAL SECURITY/MEDICARE					
A - Asset					
50 A 000 1120 0000 00 000000	CASH IN BANK	380,993.72	1,247.47	41,933.75	340,307.44
Totals for: 50 A - Asset		**380,993.72**	**1,247.47**	**41,933.75**	**340,307.44**
L - Liability					
50 L 000 4310 0000 00 000000	ACCOUNTS PAYABLE	0.00	41,933.75	41,933.75	0.00
50 L 000 4710 0000 00 000000	ACCRUED SALARIES AND BENEFITS	0.00	41,933.75	41,933.75	0.00
50 L 000 4910 0000 00 000000	DEFERRED REVENUE	(0.12)	0.00	0.00	(0.12)
50 L 000 4980 0000 00 000000		0.00	41,933.75	41,933.75	0.00
Totals for: 50 L - Liability		**(0.12)**	**125,801.25**	**125,801.25**	**(0.12)**
Q - Equity					
50 Q 000 7300 0000 00 000000	IMRF/SS FUND BALANCE	(380,993.60)	41,933.75	1,247.47	(340,307.32)
Totals for: 50 Q - Equity		**(380,993.60)**	**41,933.75**	**1,247.47**	**(340,307.32)**
Totals for Fund: 50 - SOCIAL SECURITY/MEDICARE		**0.00**	**168,982.47**	**168,982.47**	**0.00**
51 - ILLINOIS MUNICIPAL RETIREMENT					
A - Asset					
51 A 000 1120 0000 00 000000	CASH IN BANK	732,207.06	2,306.09	26,625.45	707,887.70
Totals for: 51 A - Asset		**732,207.06**	**2,306.09**	**26,625.45**	**707,887.70**

Balance Sheet Detail by Fund

Account	Account Description	Beginning Balance	Debit	Credit	Ending Balance
51 - ILLINOIS MUNICIPAL RETIREMENT					
L - Liability					
51 L 000 4310 0000 00 000000	ACCOUNTS PAYABLE	0.00	26,624.19	26,624.19	0.00
51 L 000 4710 0000 00 000000	Accrued Salaries and Benefits	0.00	26,624.19	26,624.19	0.00
51 L 000 4980 0000 00 000000		0.00	26,624.19	26,624.19	0.00
Totals for: 51 L - Liability		**0.00**	**79,872.57**	**79,872.57**	**0.00**
Q - Equity					
51 Q 000 7300 0000 00 000000		(732,207.06)	26,625.45	2,306.09	(707,887.70)
Totals for: 51 Q - Equity		**(732,207.06)**	**26,625.45**	**2,306.09**	**(707,887.70)**
Totals for Fund: 51 - ILLINOIS MUNICIPAL RETIREMENT		**0.00**	**108,804.11**	**108,804.11**	**0.00**
60 - CAPITAL PROJECTS FUND OR FUND					
A - Asset					
60 A 000 1120 0000 00 000000	CASH IN BANK	3,892,637.55	320,601.50	404,785.41	3,808,453.64
Totals for: 60 A - Asset		**3,892,637.55**	**320,601.50**	**404,785.41**	**3,808,453.64**
L - Liability					
60 L 000 4310 0000 00 000000	ACCOUNTS PAYABLE	(0.41)	404,785.41	404,785.41	(0.41)
Totals for: 60 L - Liability		**(0.41)**	**404,785.41**	**404,785.41**	**(0.41)**
Q - Equity					
60 Q 000 7130 0000 00 000000	RESERVE FOR ENCUMBRANCES	0.00	16,772.00	16,772.00	0.00
60 Q 000 7300 0000 00 000000	CAPITAL PROJECTS FUND BALANCE	(3,892,637.14)	404,785.41	320,601.50	(3,808,453.23)
Totals for: 60 Q - Equity		**(3,892,637.14)**	**421,557.41**	**337,373.50**	**(3,808,453.23)**
Totals for Fund: 60 - CAPITAL PROJECTS FUND OR FUND		**0.00**	**1,146,944.32**	**1,146,944.32**	**0.00**
70 - WORKING CASH FUND					
A - Asset					
70 A 000 1120 0000 00 000000	CASH IN BANK	10,209.08	31.19	0.00	10,240.27
Totals for: 70 A - Asset		**10,209.08**	**31.19**	**0.00**	**10,240.27**
L - Liability					
70 L 000 4910 0000 00 000000	DEFERRED REVENUE	0.38	0.00	0.00	0.38
Totals for: 70 L - Liability		**0.38**	**0.00**	**0.00**	**0.38**
Q - Equity					
70 Q 000 7300 0000 00 000000	WORKING CASH FUND BALANCE	(10,209.46)	0.00	31.19	(10,240.65)
Totals for: 70 Q - Equity		**(10,209.46)**	**0.00**	**31.19**	**(10,240.65)**

Balance Sheet Detail by Fund

Account	Account Description	Beginning Balance	Debit	Credit	Ending Balance
70 - WORKING CASH FUND					
Q - Equity					
Totals for Fund: 70 - WORKING CASH FUND		**0.00**	**31.19**	**31.19**	**0.00**
80 - TORT IMMUNITY AND JUDGMENT FUN					
A - Asset					
80 A 000 1120 0000 00 000000	CASH IN BANK	294,613.01	1,106.00	8,664.11	287,054.90
Totals for: 80 A - Asset		**294,613.01**	**1,106.00**	**8,664.11**	**287,054.90**
L - Liability					
80 L 000 4310 0000 00 000000	ACCOUNTS PAYABLE	0.00	8,664.11	8,664.11	0.00
Totals for: 80 L - Liability		**0.00**	**8,664.11**	**8,664.11**	**0.00**
Q - Equity					
80 Q 000 7300 0000 00 000000	TORT FUND BALANCE	(294,613.01)	8,664.11	1,106.00	(287,054.90)
Totals for: 80 Q - Equity		**(294,613.01)**	**8,664.11**	**1,106.00**	**(287,054.90)**
Totals for Fund: 80 - TORT IMMUNITY AND JUDGMENT FUN		**0.00**	**18,434.22**	**18,434.22**	**0.00**
90 - FIRE PREVENTION AND SAFETY FUN					
A - Asset					
90 A 000 1120 0000 00 000000	CASH IN BANK	786,912.89	2,414.11	4,035.00	785,292.00
Totals for: 90 A - Asset		**786,912.89**	**2,414.11**	**4,035.00**	**785,292.00**
L - Liability					
90 L 000 4310 0000 00 000000	ACCOUNTS PAYABLE	(0.50)	4,035.00	4,035.00	(0.50)
90 L 000 4910 0000 00 000000	DEFERRED REVENUE	(0.48)	0.00	0.00	(0.48)
Totals for: 90 L - Liability		**(0.98)**	**4,035.00**	**4,035.00**	**(0.98)**
Q - Equity					
90 Q 000 7300 0000 00 000000	FP&S FUND BALANCE	(786,911.91)	4,035.00	2,414.11	(785,291.02)
Totals for: 90 Q - Equity		**(786,911.91)**	**4,035.00**	**2,414.11**	**(785,291.02)**
Totals for Fund: 90 - FIRE PREVENTION AND SAFETY FUN		**0.00**	**10,484.11**	**10,484.11**	**0.00**

	Beginning Balance	Debit	Credit	Account Ending Balance
Totals for: A - Asset	22,858,131.19	3,449,592.43	4,147,356.63	22,160,366.99
Totals for: L - Liability	(34,249.82)	5,302,641.70	5,331,895.27	(63,503.39)
Totals for: Q - Equity	(22,823,881.37)	4,268,198.85	3,541,181.08	(22,096,863.60)
Grand Totals:	**0.00**	**13,020,432.98**	**13,020,432.98**	**0.00**

Revenue Monthly Fund Summary

Fiscal Year: 2024-2025
Month: August

MARION CUSD #2, IL

Account Number	Original Budget	CY Monthly Activity	CYTD Activity	YTD Unexpended	Prior Fiscal Year Activity	% of Budget
10 - EDUCATIONAL FUND						
10 - --- ---- -- -- -- ------	42,912,528.00	-2,091,950.87	-3,169,206.62	39,743,321.38	-39,688,552.	-7.39%
20 - OPERATIONS & MAINTENANCE FUND						
20 - --- ---- -- -- -- ------	6,265,000.00	-188,138.59	-225,907.06	6,039,092.94	-8,241,715.98	-3.61%
21 - O&M LEASE						
21 - --- ---- -- -- -- ------	185,100.00	-64.99	-64.99	185,035.01	-56,456.55	-0.04%
30 - DEBT SERVICE FUND						
30 - --- ---- -- -- -- ------	2,747,349.00	-644.59	-657.34	2,746,691.66	-2,707,432.41	-0.02%
40 - TRANSPORTATION FUND						
40 - --- ---- -- -- -- ------	2,353,115.00	-60,688.74	-67,956.56	2,285,158.44	-2,403,045.73	-2.89%
50 - SOCIAL SECURITY/MEDICARE						
50 - --- ---- -- -- -- ------	649,000.00	-1,247.47	-2,530.75	646,469.25	-709,301.73	-0.39%
51 - ILLINOIS MUNICIPAL RETIREMENT						
51 - --- ---- -- -- -- ------	264,000.00	-2,306.09	-4,772.34	259,227.66	-635,127.37	-1.81%
60 - CAPITAL PROJECTS FUND OR FUND						
60 - --- ---- -- -- -- ------	3,580,000.00	-320,601.50	-333,712.83	3,246,287.17	-3,873,994.36	-9.32%

Revenue Monthly Fund Summary

Fiscal Year: 2024-2025
Month: August

MARION CUSD #2, IL

Account Number	Original Budget	CY Monthly Activity	CYTD Activity	YTD Unexpended	Prior Fiscal Year Activity	% of Budget
70 - WORKING CASH FUND						
70 - --- ---- -- -- -- ------	1,100.00	-31.19	-65.58	1,034.42	-1,111.36	-5.96%
80 - TORT IMMUNITY AND JUDGMENT						
80 - --- ---- -- -- -- ------	242,000.00	-1,106.00	-2,028.56	239,971.44	-779,047.39	-0.84%
90 - FIRE PREVENTION AND SAFETY FUN						
90 - --- ---- -- -- -- ------	118,000.00	-2,414.11	-5,064.60	112,935.40	-326,581.39	-4.29%
Account Monthly Activity Grand Totals:	59,317,192.00	-2,669,194.14	-3,811,967.23	55,505,224.77	-59,422,366.	-6.43%

Expenses Monthly Fund Summary

Fiscal Year: 2024-2025
Month: August

MARION CUSD #2, IL

Account Number	Original Budget	CY Monthly Activity	CYTD Activity	YTD Unexpended	YTD Encumbrance	Prior Fiscal Year	% of Budget
10 - EDUCATIONAL FUND							
10	42,858,756.	2,468,506.92	5,879,940.37	36,978,815.	1,028,056.69	37,433,236.	13.72%
20 - OPERATIONS & MAINTENANCE FUND							
20	6,256,250.00	416,599.06	884,121.28	5,372,128.72	348,563.97	6,719,457.02	14.13%
21 - O&M LEASE							
21	193,706.00	4,400.00	149,706.00	44,000.00	0.00	52,800.00	77.29%
30 - DEBT SERVICE FUND							
30	2,746,849.00	318.00	318.00	2,746,531.00	0.00	2,706,539.50	0.01%
40 - TRANSPORTATION FUND							
40	2,336,638.00	20,344.21	77,435.94	2,259,202.06	0.00	1,858,094.09	3.31%
50 - SOCIAL SECURITY/MEDICARE							
50	727,685.00	41,933.75	85,726.89	641,958.11	0.00	621,299.78	11.78%
51 - ILLINOIS MUNICIPAL RETIREMENT							
51	549,145.00	26,625.45	51,432.56	497,712.44	0.00	395,963.72	9.37%
60 - CAPITAL PROJECTS FUND OR FUND							
60	6,627,774.00	404,785.41	736,842.04	5,890,931.96	0.00	3,592,063.60	11.12%

Expenses Monthly Fund Summary

Fiscal Year: 2024-2025
Month: August

MARION CUSD #2, IL

Account Number	Original Budget	CY Monthly Activity	CYTD Activity	YTD Unexpended	YTD Encumbrance	Prior Fiscal Year	% of Budget
80 - TORT IMMUNITY AND JUDGMENT							
80	685,000.00	8,664.11	434,912.33	250,087.67	0.00	441,888.54	63.49%
90 - FIRE PREVENTION AND SAFETY FUN							
90	161,500.00	4,035.00	83,589.10	77,910.90	0.00	119,093.11	51.76%
Account Monthly Activity Grand Totals:	63,143,303.	3,396,211.91	8,384,024.51	54,759,278.	1,376,620.66	53,940,436.	13.28%

Revenues Monthly Short

Fiscal Year: 2024-2025
Month: August

MARION CUSD #2, IL

Account Number	Account Description	Original Budget	CY Monthly Activity	CYTD Activity	YTD Unexpended	Prior Fiscal Year Activity	% of Budget
10 - EDUCATIONAL FUND							
10 R 000 1110 0000 00 000000	PROPERTY TAXES	22,800,000.00	-7,925.14	-7,925.14	22,792,074.86	-19,000,497.	-0.03%
10 R 000 1140 0000 00 000000	PROPERTY TAXES -	13,000.00	-4.77	-4.77	12,995.23	-12,264.78	-0.04%
10 R 000 1210 0000 00 000000	TAXES: MOBILE HOME	32,000.00	0.00	0.00	32,000.00	-35,600.29	0.00%
10 R 000 1220 0000 00 000000	TAXES: MARION HOUSING	45,000.00	0.00	0.00	45,000.00	-47,833.02	0.00%
10 R 000 1230 0000 00 000000	TAXES: CORP PER PROP	465,000.00	-43,462.12	-276,478.17	188,521.83	-646,000.00	-59.46%
10 R 000 1290 0000 00 000000	TAXES: REFUGE PILOT	25,000.00	0.00	-26,779.61	-1,779.61	0.00	-107.12%
10 R 000 1510 0000 00 000000	INTEREST: INVESTMENTS	400,000.00	-30,396.95	-65,393.13	334,606.87	-434,735.63	-16.35%
10 R 000 1510 0000 00 000001	INTEREST ON CD	140,000.00	-13,126.98	-26,202.63	113,797.37	-137,739.61	-18.72%
10 R 000 1510 0000 00 000002	Interest on Saving	70.00	-8.36	-16.72	53.28	-76.38	-23.89%
10 R 000 1611 0000 84 000003	HS: FOODSERVICE REVENUE	80,000.00	-11,476.06	-13,632.55	66,367.45	-97,158.95	-17.04%
10 R 000 1611 0000 84 000010	WASHINGTON: FOODSERVICE	42,000.00	-4,227.31	-4,565.86	37,434.14	-42,820.24	-10.87%
10 R 000 1611 0000 84 000004	JH: FOOD SERVICE	75,000.00	-7,251.96	-9,535.85	65,464.15	-80,453.22	-12.71%
10 R 000 1611 0000 84 000005	ADAMS: FOODSERVICE	22,000.00	-2,637.76	-3,047.33	18,952.67	-24,096.92	-13.85%
10 R 000 1611 0000 84 000008	LINCOLN: FOODSERVICE	45,000.00	-5,611.02	-6,109.13	38,890.87	-48,743.63	-13.58%
10 R 000 1611 0000 84 000009	LONGFELLOW: FOODSERVICE	15,000.00	-2,090.74	-2,090.74	12,909.26	-17,863.97	-13.94%
10 R 000 1611 0000 84 000007	JEFFERSON: FOODSERVICE	22,000.00	-2,653.04	-2,757.86	19,242.14	-24,073.11	-12.54%
10 R 000 1690 0000 84 000004	FOODSERVICE	1,000.00	0.00	0.00	1,000.00	-724.14	0.00%
10 R 000 1711 0000 00 000005	ATHLETIC DONATIONS	1,000.00	0.00	0.00	1,000.00	-2,000.00	0.00%
10 R 000 1711 0000 00 000004	ATHL EVENTS,IHSA-JR	10,000.00	0.00	0.00	10,000.00	-17,978.40	0.00%
10 R 000 1711 0000 00 000001	ADAMS ATHLETIC	10,000.00	0.00	0.00	10,000.00	-10,919.25	0.00%
10 R 000 1711 0000 01 000000	HS FOOTBALL ADMISSION	22,000.00	-9,468.00	-9,468.00	12,532.00	-22,316.00	-43.04%
10 R 000 1711 0000 04 000000	HS SOCCER ADMISSIONS	4,000.00	0.00	0.00	4,000.00	-3,785.00	0.00%
10 R 000 1711 0000 06 000000	HS WRESTLING ADMISSIONS	2,000.00	0.00	0.00	2,000.00	-3,875.00	0.00%
10 R 000 1711 0000 11 000000	HS VOLLEYBALL	2,000.00	0.00	0.00	2,000.00	-1,338.00	0.00%
10 R 000 1711 0000 15 000000	HS BOYS BASKETBALL	22,000.00	-5,705.00	-5,705.00	16,295.00	-23,104.00	-25.93%
10 R 000 1711 0000 20 000000	JH BOYS BASKETBALL	7,000.00	0.00	0.00	7,000.00	-6,887.00	0.00%
10 R 000 1711 0000 23 000000	JH VOLLEYBALL	4,000.00	0.00	0.00	4,000.00	-4,503.00	0.00%
10 R 000 1711 0000 31 000000	HS GIRLS BASKETBALL	2,000.00	0.00	0.00	2,000.00	-2,441.00	0.00%
10 R 000 1711 0000 40 000000	JH GIRLS BASKETBALL	3,000.00	0.00	0.00	3,000.00	-3,961.00	0.00%
10 R 000 1790 0000 00 000003	STUDENT YEARBOOK: HS	5,000.00	0.00	0.00	5,000.00	-5,458.00	0.00%
10 R 000 1790 0000 00 000005	Adams Yearbook	0.00	-84.00	-84.00	-84.00	0.00	

Revenues Monthly Short

Fiscal Year: 2024-2025
Month: August

MARION CUSD #2, IL

Account Number	Account Description	Original Budget	CY Monthly Activity	CYTD Activity	YTD Unexpended	Prior Fiscal Year Activity	% of Budget
10 - EDUCATIONAL FUND							
10 R 000 1790 0000 00 000009	Student Yearbook	0.00	0.00	0.00	0.00	-131.00	
10 R 000 1790 0000 00 000010	Student Yearbook	0.00	0.00	0.00	0.00	-156.00	
10 R 000 1811 0000 00 000003	TEXTBOOK RENTAL: HS	35,000.00	-2,509.37	-11,216.87	23,783.13	-38,558.05	-32.05%
10 R 000 1811 0000 00 000002	TEXTBOOK RENTAL: JH	15,000.00	-2,182.83	-5,688.37	9,311.63	-20,231.23	-37.92%
10 R 000 1811 0000 00 000001	TEXTBOOK RENTAL: E	37,000.00	-6,067.78	-11,727.65	25,272.35	-40,817.74	-31.70%
10 R 000 1920 0000 00 000000	CONTRIB -DONATION	20,000.00	0.00	0.00	20,000.00	-22,224.21	0.00%
10 R 000 1920 0000 00 000050	5th Grade Field Day	0.00	0.00	0.00	0.00	-450.00	
10 R 000 1970 0000 00 000000	DR.ED BTW FEES	8,000.00	-400.00	-480.63	7,519.37	-12,006.31	-6.01%
10 R 000 1992 0000 00 000000	SALE OF VOCATIONAL	250,000.00	0.00	0.00	250,000.00	0.00	0.00%
10 R 000 1993 0000 00 000000	RESALE ITEMS,LOCKS,	3,000.00	-591.76	-808.46	2,191.54	-2,330.70	-26.95%
10 R 000 1993 0000 00 000001	HS PARKING FEES	5,000.00	-1,335.00	-1,335.00	3,665.00	-1,635.00	-26.70%
10 R 000 1999 0000 00 000000	OTHER	25,000.00	-2,811.37	-2,167.46	22,832.54	-26,321.82	-8.67%
10 R 000 1999 0000 00 000001	FOUNDATION GRANTS	10,000.00	0.00	0.00	10,000.00	-38,677.86	0.00%
10 R 000 1999 0000 00 000003	AFTER SCHOOL PROGRAMS	95,000.00	-6,896.60	-7,822.76	87,177.24	-123,239.67	-8.23%
10 R 000 1999 0000 00 000005	Chromebook Insurance	0.00	-14,112.50	-27,623.05	-27,623.05	-47,944.81	
10 R 000 1999 0000 00 000006	AROTC REVENUE	66,000.00	0.00	-2,860.08	63,139.92	-52,691.23	-4.33%
10 R 000 1999 0000 00 000002	AISLE Library Grant	0.00	0.00	0.00	0.00	-3,500.00	
10 R 000 1999 0000 00 000008	ROE Reimbursement	0.00	-8,341.80	-8,341.80	-8,341.80	0.00	
10 R 000 1999 0000 00 000303	MHS Class Fee	0.00	0.00	0.00	0.00	-360.00	
10 R 303 1999 0000 00 000005	MHS Activity Class Fees	0.00	-235.00	-250.00	-250.00	-255.00	
10 R 000 1999 0000 02 000000	SETTLEMENT	0.00	-27,093.05	-27,093.05	-27,093.05	0.00	
10 R 000 1999 0000 05 000000	E-RATE REFUND	134,400.00	0.00	-134,400.00	0.00	-129,044.00	-100.00%
10 R 000 1999 0000 70 000000	Madigral Revenue	6,000.00	0.00	0.00	6,000.00	-7,222.39	0.00%
10 R 000 1999 0000 80 000000	Spring Musical Revenue	10,000.00	0.00	0.00	10,000.00	-10,805.00	0.00%
10 - --- 1--- ---- -- ------		**25,035,470.00**	**-218,706.27**	**-701,611.67**	**24,333,858.33**	**-21,337,849.**	**-2.80%**
10 R 000 3001 0000 00 000000	EVIDENCED BASED FUNDING	12,852,300.00	-1,168,392.00	-1,168,392.00	11,683,908.00	-12,422,656.	-9.09%
10 R 000 3100 0000 12 000000	PRIVATE FACILITY	65,000.00	0.00	0.00	65,000.00	-76,435.06	0.00%
10 R 000 3120 0000 12 000000	WCSED: ORPHANAGE	47,800.00	0.00	0.00	47,800.00	-104,439.84	0.00%
10 R 000 3220 0000 21 000000	WCRVS STIPENDS/TUITION	80,000.00	0.00	0.00	80,000.00	-83,487.00	0.00%
10 R 000 3235 0000 00 000000	AGRICULTURE EDUCATION	15,000.00	-1,248.00	-1,248.00	13,752.00	-15,197.28	-8.32%

Revenues Monthly Short

Fiscal Year: 2024-2025
Month: August

MARION CUSD #2, IL

Account Number	Account Description	Original Budget	CY Monthly Activity	CYTD Activity	YTD Unexpended	Prior Fiscal Year Activity	% of Budget
10 - EDUCATIONAL FUND							
10 R 000 3360 0000 84 000000	STATE REIMB: LUNCH &	20,000.00	-189.60	-1,202.12	18,797.88	-20,553.68	-6.01%
10 R 000 3370 0000 10 000000	DRIVER EDUCATION	35,000.00	0.00	0.00	35,000.00	-35,729.34	0.00%
10 R 000 3999 0000 00 000001	After School State	0.00	0.00	0.00	0.00	-9,209.00	
10 R 000 3999 0000 01 000000	OTHER ST.LIB GRANT	3,300.00	0.00	0.00	3,300.00	-3,134.67	0.00%
10 R 000 3999 0000 03 000000	PREMIUMS VOC	150.00	0.00	0.00	150.00	-133.59	0.00%
10 R 970 3999 0000 19 000000	Computer Science Equity	46,447.00	-1,000.00	-1,000.00	45,447.00	0.00	-2.15%
10 - --- 3--- ---- -- ------		**13,164,997.00**	**-1,170,829.60**	**-1,171,842.12**	**11,993,154.88**	**-12,770,975.**	**-8.90%**
10 R 000 4210 0000 84 000000	FED REIMB REG,FREE	860,000.00	0.00	-90,433.05	769,566.95	-866,156.21	-10.52%
10 R 000 4220 0000 84 000000	FEDERAL REIMB BRKF	350,000.00	0.00	-35,177.78	314,822.22	-366,125.63	-10.05%
10 R 000 4299 0000 84 000000	Supply Chain Assistance	0.00	0.00	0.00	0.00	-98,781.05	
10 R 936 4300 0000 00 000000	TITLE I SIP	0.00	0.00	0.00	0.00	-31,510.00	
10 R 000 4300 0000 30 000000	TITLE I REVENUE	1,456,339.00	-337,024.00	-485,957.00	970,382.00	-1,396,637.00	-33.37%
10 R 956 4400 0000 54 000000	Title IV	12,006.00	0.00	0.00	12,006.00	0.00	0.00%
10 R 000 4600 0000 00 000000	IDEA-PS	26,706.00	0.00	0.00	26,706.00	-29,760.00	0.00%
10 R 000 4620 0000 00 000000	IDEA FT	988,461.00	0.00	0.00	988,461.00	-1,125,795.00	0.00%
10 R 000 4932 0000 32 000000	Title II: Teacher	15,103.00	0.00	0.00	15,103.00	0.00	0.00%
10 R 000 4991 0000 00 000000	ADMIN OUTREACH REVENUE	60,000.00	0.00	0.00	60,000.00	-62,029.59	0.00%
10 R 000 4998 0000 00 000003	SEL Trauma Response	0.00	0.00	0.00	0.00	-15,625.00	
10 R 941 4998 0000 00 000000	McKinney Vento Homeless	0.00	0.00	0.00	0.00	-7,203.00	
10 R 971 4998 0000 00 000000	Stronger Connections	187,810.00	0.00	0.00	187,810.00	0.00	0.00%
10 R 953 4999 0000 00 000000	Digital Equity 3	4,936.00	0.00	-4,936.00	0.00	-58,594.00	-100.00%
10 R 954 4999 0000 00 000000	Digital Equity 4	0.00	0.00	0.00	0.00	-228,000.00	
10 R 960 4999 0000 00 000000	ESSER II GRANT	0.00	0.00	0.00	0.00	-336,582.00	
10 R 965 4999 0000 00 000000	ESSER III GRANT	710,700.00	-365,391.00	-679,249.00	31,451.00	-888,056.00	-95.57%
10 R 000 4999 0000 01 000000	PUB AID-FEE FOR SERV	40,000.00	0.00	0.00	40,000.00	-68,872.53	0.00%
10 - --- 4--- ---- -- ------		**4,712,061.00**	**-702,415.00**	**-1,295,752.83**	**3,416,308.17**	**-5,579,727.01**	**-27.50%**
10 - --- ---- ---- -- ------		**42,912,528.00**	**-2,091,950.87**	**-3,169,206.62**	**39,743,321.38**	**-39,688,552.**	**-7.39%**

Revenues Monthly Short

Fiscal Year: 2024-2025
Month: August

MARION CUSD #2, IL

Account Number	Account Description	Original Budget	CY Monthly Activity	CYTD Activity	YTD Unexpended	Prior Fiscal Year Activity	% of Budget
11 - ACTIVITY FUNDS							
11 R 000 1799 0000 00 000000	ACTIVITY FUND REVENUE	1,200,000.00	0.00	0.00	1,200,000.00	-1,283,983.93	0.00%
11 - --- 1--- ---- -- ------		1,200,000.00	0.00	0.00	1,200,000.00	-1,283,983.93	0.00%
11 - --- ---- ---- -- ------		1,200,000.00	0.00	0.00	1,200,000.00	-1,283,983.93	0.00%
20 - OPERATIONS & MAINTENANCE FUND							
20 R 000 1111 0000 00 000000	PROPRTY TAXES	5,205,000.00	-1,536.77	-1,536.77	5,203,463.23	-4,647,805.65	-0.03%
20 R 000 1230 0000 00 000000	TAXES: CORP PER PROP	465,000.00	0.00	0.00	465,000.00	-791,830.69	0.00%
20 R 000 1510 0000 00 000000	INTEREST: INVESTMENTS	100,000.00	-11,968.82	-26,135.29	73,864.71	-132,419.35	-26.14%
20 R 000 1999 0000 00 000000	OTHER	10,000.00	0.00	0.00	10,000.00	-25,189.29	0.00%
20 R 000 1999 0000 01 000000	INSURANCE CLAIMS	0.00	0.00	-20,000.00	-20,000.00	0.00	
20 R 000 1999 0000 02 000000	SETTLEMENT	0.00	0.00	0.00	0.00	-536,000.00	
20 - --- 1--- ---- -- ------		5,780,000.00	-13,505.59	-47,672.06	5,732,327.94	-6,133,244.98	-0.82%
20 R 965 4999 0000 00 000000	ESSER III	485,000.00	-174,633.00	-178,235.00	306,765.00	-2,108,471.00	-36.75%
20 - --- 4--- ---- -- ------		485,000.00	-174,633.00	-178,235.00	306,765.00	-2,108,471.00	-36.75%
20 - --- ---- ---- -- ------		6,265,000.00	-188,138.59	-225,907.06	6,039,092.94	-8,241,715.98	-3.61%
21 - O&M LEASE							
21 R 000 1111 0000 00 000000	TAXES: CURRENT YR LEVY	184,100.00	-64.99	-64.99	184,035.01	-55,041.42	-0.04%
21 R 000 1510 0000 00 000000	INTEREST ON INVESTMENTS	1,000.00	0.00	0.00	1,000.00	-1,415.13	0.00%
21 - --- 1--- ---- -- ------		185,100.00	-64.99	-64.99	185,035.01	-56,456.55	-0.04%
21 - --- ---- ---- -- ------		185,100.00	-64.99	-64.99	185,035.01	-56,456.55	-0.04%
30 - DEBT SERVICE FUND							
30 R 000 1112 0000 00 000000	TAXES: 1ST PRIOR YR	1,994,575.00	-632.31	-632.31	1,993,942.69	-1,952,247.25	-0.03%

Revenues Monthly Short

Fiscal Year: 2024-2025
Month: August

MARION CUSD #2, IL

Account Number	Account Description	Original Budget	CY Monthly Activity	CYTD Activity	YTD Unexpended	Prior Fiscal Year Activity	% of Budget
30 - DEBT SERVICE FUND							
30 R 000 1510 0000 00 000000	INTEREST: ON INVEST	2,000.00	-12.28	-25.03	1,974.97	-3,689.66	-1.25%
30 - --- 1--- ---- -- ------		1,996,575.00	-644.59	-657.34	1,995,917.66	-1,955,936.91	-0.03%
30 R 000 7610 0000 00 000000	AS Bond Principal	720,000.00	0.00	0.00	720,000.00	-705,000.00	0.00%
30 R 000 7700 0000 00 000000	AS Bond Interest	30,774.00	0.00	0.00	30,774.00	-46,495.50	0.00%
30 - --- 7--- ---- -- ------		750,774.00	0.00	0.00	750,774.00	-751,495.50	0.00%
30 - --- ---- ---- -- ------		2,747,349.00	-644.59	-657.34	2,746,691.66	-2,707,432.41	-0.02%
40 - TRANSPORTATION FUND							
40 R 000 1113 0000 00 000000	PROPERTY TAXES	1,618,000.00	-538.92	-538.92	1,617,461.08	-1,549,303.50	-0.03%
40 R 000 1510 0000 00 000000	INTEREST: INVEST	70,000.00	-6,533.82	-13,801.64	56,198.36	-73,104.57	-19.72%
40 R 000 1999 0000 00 000000	TRANS: MISC. REIMB.	1,000.00	0.00	0.00	1,000.00	-1,261.00	0.00%
40 - --- 1--- ---- -- ------		1,689,000.00	-7,072.74	-14,340.56	1,674,659.44	-1,623,669.07	-0.85%
40 R 000 3500 0000 00 000000	STATE REIMB: REG	600,000.00	0.00	0.00	600,000.00	-735,157.66	0.00%
40 - --- 3--- ---- -- ------		600,000.00	0.00	0.00	600,000.00	-735,157.66	0.00%
40 R 971 4998 0000 00 000000	Stronger Connections	10,500.00	0.00	0.00	10,500.00	0.00	0.00%
40 R 960 4999 0000 00 000000	ESSER II	0.00	0.00	0.00	0.00	-44,219.00	
40 R 965 4999 0000 00 000000	ESSER 3	53,615.00	-53,616.00	-53,616.00	-1.00	0.00	-100.00%
40 - --- 4--- ---- -- ------		64,115.00	-53,616.00	-53,616.00	10,499.00	-44,219.00	-83.62%
40 - --- ---- ---- -- ------		2,353,115.00	-60,688.74	-67,956.56	2,285,158.44	-2,403,045.73	-2.89%
50 - SOCIAL SECURITY/MEDICARE							
50 R 000 1150 0000 00 000000	PROPERTY TAXES - SOCIAL	637,000.00	-221.91	-221.91	636,778.09	-693,690.30	-0.03%
50 R 000 1510 0000 00 000000	INTEREST: CHECKING	12,000.00	-1,025.56	-2,308.84	9,691.16	-15,611.43	-19.24%

Revenues Monthly Short

Fiscal Year: 2024-2025
Month: August

MARION CUSD #2, IL

Account Number	Account Description	Original Budget	CY Monthly Activity	CYTD Activity	YTD Unexpended	Prior Fiscal Year Activity	% of Budget
50 - SOCIAL SECURITY/MEDICARE							
50 - --- 1--- ---- -- ------		649,000.00	-1,247.47	-2,530.75	646,469.25	-709,301.73	-0.39%
50 - --- ---- ---- -- ------		649,000.00	-1,247.47	-2,530.75	646,469.25	-709,301.73	-0.39%
51 - ILLINOIS MUNICIPAL RETIREMENT							
51 R 000 1114 0000 00 000000	Property Taxes - IMRF	176,000.00	-172.78	-172.78	175,827.22	-544,800.94	-0.10%
51 R 000 1230 0000 00 000000	TAXES: CORP PERS PROP	70,000.00	0.00	0.00	70,000.00	-65,000.00	0.00%
51 R 000 1510 0000 00 000000	INTEREST ON INVESTMENTS	18,000.00	-2,133.31	-4,599.56	13,400.44	-25,326.43	-25.55%
51 - --- 1--- ---- -- ------		264,000.00	-2,306.09	-4,772.34	259,227.66	-635,127.37	-1.81%
51 - --- ---- ---- -- ------		264,000.00	-2,306.09	-4,772.34	259,227.66	-635,127.37	-1.81%
60 - CAPITAL PROJECTS FUND OR FUND							
60 R 000 1510 0000 00 000000	INTEREST	100,000.00	-11,477.23	-24,588.56	75,411.44	-110,611.84	-24.59%
60 R 000 1983 0000 00 000000	SALES TAX	3,480,000.00	-309,124.27	-309,124.27	3,170,875.73	-3,763,382.52	-8.88%
60 - --- 1--- ---- -- ------		3,580,000.00	-320,601.50	-333,712.83	3,246,287.17	-3,873,994.36	-9.32%
60 - --- ---- ---- -- ------		3,580,000.00	-320,601.50	-333,712.83	3,246,287.17	-3,873,994.36	-9.32%
70 - WORKING CASH FUND							
70 R 000 1115 0000 00 000000	PROPERTY TAXES	900.00	-0.33	-0.33	899.67	-774.71	-0.04%
70 R 000 1510 0000 00 000000	INTEREST: INVEST	200.00	-30.86	-65.25	134.75	-336.65	-32.63%
70 - --- 1--- ---- -- ------		1,100.00	-31.19	-65.58	1,034.42	-1,111.36	-5.96%
70 - --- ---- ---- -- ------		1,100.00	-31.19	-65.58	1,034.42	-1,111.36	-5.96%

Revenues Monthly Short

Fiscal Year: 2024-2025
Month: August

MARION CUSD #2, IL

Account Number	Account Description	Original Budget	CY Monthly Activity	CYTD Activity	YTD Unexpended	Prior Fiscal Year Activity	% of Budget
80 - TORT IMMUNITY AND JUDGMENT							
80 R 000 1120 0000 00 000000	PROPERTY TAXES	230,000.00	-240.93	-240.93	229,759.07	-759,644.69	-0.10%
80 R 000 1510 0000 00 000000	INTEREST ON INVESTMENTS	12,000.00	-865.07	-1,787.63	10,212.37	-19,402.70	-14.90%
80 - --- 1--- ---- -- ------		242,000.00	-1,106.00	-2,028.56	239,971.44	-779,047.39	-0.84%
80 - --- ---- ---- -- ------		242,000.00	-1,106.00	-2,028.56	239,971.44	-779,047.39	-0.84%
90 - FIRE PREVENTION AND SAFETY FUN							
90 R 000 1118 0000 00 000000	PROPERTY TAXES	98,000.00	-47.56	-47.56	97,952.44	-249,959.98	-0.05%
90 R 000 1510 0000 00 000000	INTEREST: ON INVEST	20,000.00	-2,366.55	-5,017.04	14,982.96	-26,621.41	-25.09%
90 - --- 1--- ---- -- ------		118,000.00	-2,414.11	-5,064.60	112,935.40	-276,581.39	-4.29%
90 R 000 3925 0000 00 000000	MAINTENANCE GRANT	0.00	0.00	0.00	0.00	-50,000.00	
90 - --- 3--- ---- -- ------		0.00	0.00	0.00	0.00	-50,000.00	
90 - --- ---- ---- -- ------		118,000.00	-2,414.11	-5,064.60	112,935.40	-326,581.39	-4.29%
Account Monthly Activity Grand Totals:		60,517,192.00	-2,669,194.14	-3,811,967.23	56,705,224.77	-60,706,350.	-6.30%

Expenses Monthly Short

Fiscal Year: 2024-2025
Month: August

MARION CUSD #2, IL

Account Number	Account Description	Original Budget	CY Monthly Activity	CYTD Activity	YTD Unexpended	YTD Encumbranc	Prior Fiscal Year	% of Budget
10 - EDUCATIONAL FUND								
10 E 105 1101 1120 00 000000	ADAMS TEACHER SALARY	1,200,000.00	74,036.05	144,838.35	1,055,161.65	0.00	844,346.16	12.07%
10 E 107 1101 1120 00 000000	JEFFERSON TEACHER	1,146,000.00	82,179.64	162,359.90	983,640.10	0.00	961,135.52	14.17%
10 E 108 1101 1120 00 000000	LINCOLN TEACHER SALARY	1,966,500.00	158,885.14	317,845.28	1,648,654.72	0.00	1,924,666.38	16.16%
10 E 109 1101 1120 00 000000	LONGFELLOW TEACHER	1,009,500.00	73,779.38	147,558.76	861,941.24	0.00	883,935.53	14.62%
10 E 110 1101 1120 00 000000	WASHINGTON TEACHER	1,936,500.00	148,606.62	297,213.24	1,639,286.76	0.00	1,766,709.07	15.35%
10 E 105 1101 1130 00 000000	ADAMS SALARY INCREMENT	8,500.00	538.58	1,077.16	7,422.84	0.00	6,632.40	12.67%
10 E 105 1101 1130 00 000001	ROE Soc Emotional	0.00	0.00	0.00	0.00	0.00	2,050.00	
10 E 107 1101 1130 00 000000	JEFFERSON SALARY	500.00	0.00	0.00	500.00	0.00	0.00	0.00%
10 E 108 1101 1130 00 000000	LINCOLN SALARY	500.00	0.00	0.00	500.00	0.00	0.00	0.00%
10 E 109 1101 1130 00 000000	LONGFELLOW SALARY	500.00	0.00	0.00	500.00	0.00	0.00	0.00%
10 E 110 1101 1130 00 000000	WASHINGTON SALARY	500.00	0.00	90.00	410.00	0.00	255.00	18.00%
10 E 110 1101 1130 00 000001	ROE Soc Emotional	0.00	0.00	0.00	0.00	0.00	2,875.00	
10 E 107 1101 1140 00 000000	JEFFERSON AFTER SCHOOL	6,500.00	118.88	118.88	6,381.12	0.00	5,742.21	1.83%
10 E 109 1101 1140 00 000000	LONGFELLOW AFTER SCHOOL	6,500.00	67.36	67.36	6,432.64	0.00	4,669.75	1.04%
10 E 110 1101 1140 00 000000	WASHINGTON AFTER SCHOOL	10,500.00	220.69	220.69	10,279.31	0.00	9,949.93	2.10%
10 E 000 1101 1150 00 000000	ELEM REGISTRATION	700.00	0.00	0.00	700.00	0.00	654.60	0.00%
10 E 105 1101 1150 00 000000	ADAMS MEDIA AIDE	19,500.00	594.38	594.38	18,905.62	0.00	16,988.45	3.05%
10 E 105 1101 1150 00 000001	ELEM TEACHER AIDE	15,000.00	0.00	0.00	15,000.00	0.00	11,977.30	0.00%
10 E 107 1101 1150 00 000000	JEFFERSON MEDIA AIDE	20,100.00	562.73	562.73	19,537.27	0.00	18,243.73	2.80%
10 E 109 1101 1150 00 000000	LONGFELLOW MEDIA AIDE	19,500.00	705.32	705.32	18,794.68	0.00	15,616.67	3.62%
10 E 110 1101 1150 00 000000	WASHINGTON MEDIA AIDE	19,500.00	610.23	610.23	18,889.77	0.00	16,453.85	3.13%
10 E 000 1101 1200 00 000000	ELEM SUB TEACHER	15,000.00	0.00	0.00	15,000.00	0.00	120.00	0.00%
10 E 105 1101 1200 00 000000	ADAMS SUB TEACHER	40,500.00	0.00	0.00	40,500.00	0.00	39,350.00	0.00%
10 E 107 1101 1200 00 000000	JEFFERSON SUB TEACHER	35,000.00	0.00	0.00	35,000.00	0.00	28,365.00	0.00%
10 E 108 1101 1200 00 000000	LINCOLN SUB TEACHER	45,000.00	0.00	0.00	45,000.00	0.00	37,770.00	0.00%
10 E 109 1101 1200 00 000000	LONGFELLOW SUB TEACHER	20,000.00	0.00	0.00	20,000.00	0.00	16,860.00	0.00%
10 E 110 1101 1200 00 000000	WASHINGTON SUB TEACHER	65,000.00	0.00	0.00	65,000.00	0.00	52,502.50	0.00%
10 E 105 1101 1250 00 000000	ADAMS MEDIA AIDE SUB	500.00	0.00	0.00	500.00	0.00	135.00	0.00%
10 E 107 1101 1250 00 000000	JEFFERSON MEDIA AIDE	3,000.00	0.00	0.00	3,000.00	0.00	2,901.28	0.00%
10 E 108 1101 1250 00 000000	LINCOLN MEDIA AIDE SUB	1,000.00	0.00	0.00	1,000.00	0.00	304.00	0.00%
10 E 109 1101 1250 00 000000	LONGFELLOW MEDIA AIDE	1,000.00	0.00	0.00	1,000.00	0.00	440.00	0.00%
10 E 110 1101 1250 00 000000	WASHINGTON MEDIA AIDE	500.00	0.00	0.00	500.00	0.00	201.00	0.00%

Expenses Monthly Short

Fiscal Year: 2024-2025
Month: August

MARION CUSD #2, IL

Account Number	Account Description	Original Budget	CY Monthly Activity	CYTD Activity	YTD Unexpended	YTD Encumbranc	Prior Fiscal Year	% of Budget
10 - EDUCATIONAL FUND								
10 E 105 1101 1300 00 000000	ADAMS SALARY EXTRA	6,000.00	750.00	750.00	5,250.00	0.00	5,002.50	12.50%
10 E 107 1101 1300 00 000000	JEFFERSON SALARY EXTRA	4,000.00	570.00	570.00	3,430.00	0.00	2,966.40	14.25%
10 E 108 1101 1300 00 000000	LINCOLN SALARY EXTRA	6,000.00	540.00	720.00	5,280.00	0.00	5,017.50	12.00%
10 E 109 1101 1300 00 000000	LONGFELLOW SALARY EXTRA	4,000.00	360.00	360.00	3,640.00	0.00	1,199.40	9.00%
10 E 110 1101 1300 00 000000	WASHINGTON SALARY EXTRA	10,000.00	1,350.00	1,350.00	8,650.00	0.00	7,149.02	13.50%
10 E 109 1101 2100 00 000000	LONGFELLOW TRS-R	0.00	0.00	0.00	0.00	0.00	12.23	
10 E 105 1101 2110 00 000000	ADAMS TRS	119,000.00	74.18	74.18	118,925.82	0.00	85,181.67	0.06%
10 E 105 1101 2110 00 000001	ROE SEL TRAUMA TRS	0.00	0.00	0.00	0.00	0.00	182.96	
10 E 107 1101 2110 00 000000	JEFFERSON TRS	114,400.00	56.38	56.38	114,343.62	0.00	95,452.24	0.05%
10 E 108 1101 2110 00 000000	LINCOLN TRS	196,000.00	53.41	71.21	195,928.79	0.00	190,399.90	0.04%
10 E 109 1101 2110 00 000000	LONGFELLOW TRS	100,500.00	35.60	35.60	100,464.40	0.00	87,631.07	0.04%
10 E 110 1101 2110 00 000000	WASHINGTON TRS	193,000.00	133.55	142.45	192,857.55	0.00	177,972.87	0.07%
10 E 110 1101 2110 00 000001	ROE SEL TRAUMAN TRS	0.00	0.00	0.00	0.00	0.00	284.35	
10 E 105 1101 2120 00 000000	ADAMS IMRF	975.00	28.01	28.01	946.99	0.00	921.97	2.87%
10 E 105 1101 2120 00 000001	ADAMS IMRF	900.00	0.00	0.00	900.00	0.00	864.42	0.00%
10 E 107 1101 2120 00 000000	JEFFERSON IMRF	1,100.00	26.52	26.52	1,073.48	0.00	859.65	2.41%
10 E 109 1101 2120 00 000000	LONGFELLOW IMRF	830.00	33.23	33.23	796.77	0.00	609.64	4.00%
10 E 110 1101 2120 00 000000	WASHINGTON IMRF	1,800.00	39.16	39.16	1,760.84	0.00	1,402.90	2.18%
10 E 000 1101 2170 00 000000	ELEM TRS .58%	25.00	0.00	0.00	25.00	0.00	3.10	0.00%
10 E 105 1101 2170 00 000000	ADAMS TRS .58%	7,700.00	4.78	4.78	7,695.22	0.00	5,745.75	0.06%
10 E 105 1101 2170 00 000001	ROE SEL TRAUMA TRS .58	0.00	0.00	0.00	0.00	0.00	11.79	
10 E 107 1101 2170 00 000000	JEFFERSON TRS .58%	7,500.00	3.64	3.64	7,496.36	0.00	6,280.66	0.05%
10 E 108 1101 2170 00 000000	LINCOLN TRS .58%	13,000.00	3.43	4.58	12,995.42	0.00	12,544.81	0.04%
10 E 109 1101 2170 00 000000	LONGFELLOW TRS .58%	7,000.00	2.29	2.29	6,997.71	0.00	5,731.58	0.03%
10 E 110 1101 2170 00 000000	WASHINGTON TRS .58%	13,000.00	8.61	9.18	12,990.82	0.00	11,720.81	0.07%
10 E 110 1101 2170 00 000001	ROE SEL TRAUMNA TRS .58	0.00	0.00	0.00	0.00	0.00	18.36	
10 E 000 1101 2220 00 000000	EOY HEALTH INSURANCE	0.00	0.00	0.00	0.00	0.00	-799,257.83	
10 E 105 1101 2220 00 000000	ADAMS HEALTH INSURANCE	229,000.00	16,951.66	33,096.14	195,903.86	0.00	194,171.83	14.45%
10 E 105 1101 2220 00 000001	ADAMS HEALTH INS AIDE	0.00	0.00	0.00	0.00	0.00	103.24	
10 E 107 1101 2220 00 000000	JEFFERSON HEALTH	117,000.00	8,706.83	16,072.93	100,927.07	0.00	105,398.30	13.74%
10 E 108 1101 2220 00 000000	LINCOLN HEALTH	340,000.00	27,490.62	54,475.08	285,524.92	0.00	315,142.89	16.02%
10 E 109 1101 2220 00 000000	LONGFELLOW HEALTH	155,000.00	11,386.24	22,273.46	132,726.54	0.00	148,725.43	14.37%

Expenses Monthly Short

Fiscal Year: 2024-2025
Month: August

MARION CUSD #2, IL

Account Number	Account Description	Original Budget	CY Monthly Activity	CYTD Activity	YTD Unexpended	YTD Encumbranc	Prior Fiscal Year	% of Budget
10 - EDUCATIONAL FUND								
10 E 110 1101 2220 00 000000	WASHINGTON HEALTH	215,000.00	18,026.39	34,794.05	180,205.95	0.00	207,612.33	16.18%
10 E 110 1101 2220 00 000001	ROE SEL TRAUMA HEALTH	0.00	0.00	0.00	0.00	0.00	92.70	
10 E 000 1101 2250 00 000000	ELEM TRS HEALTH INS	0.00	0.00	0.00	0.00	0.00	3.58	
10 E 105 1101 2250 00 000000	ADAMS TRS HEALTH INS	21,000.00	12.95	12.95	20,987.05	0.00	15,149.91	0.06%
10 E 105 1101 2250 00 000001	ROE SEL TRAUMA TRS	0.00	0.00	0.00	0.00	0.00	31.92	
10 E 107 1101 2250 00 000000	JEFFERSON TRS HEALTH	20,000.00	9.84	9.84	19,990.16	0.00	16,793.47	0.05%
10 E 108 1101 2250 00 000000	LINCOLN TRS HEALTH INS	35,000.00	9.34	12.45	34,987.55	0.00	33,517.71	0.04%
10 E 109 1101 2250 00 000000	LONGFELLOW TRS HEALTH	17,500.00	6.22	6.22	17,493.78	0.00	15,377.61	0.04%
10 E 110 1101 2250 00 000000	WASHINGTON TRS HEALTH	34,000.00	23.30	24.85	33,975.15	0.00	31,323.79	0.07%
10 E 110 1101 2250 00 000001	ROE SEL TRAUMA TRS	0.00	0.00	0.00	0.00	0.00	49.62	
10 E 000 1101 3190 00 000000	ELEM OTHER PURCHASED	18,000.00	0.00	1,507.06	16,492.94	0.00	6,004.12	8.37%
10 E 105 1101 3190 00 000000	ADAMS OTHER PURCHASED	2,000.00	0.00	0.00	2,000.00	720.00	225.00	0.00%
10 E 107 1101 3190 00 000000	JEFFERSON OTHER	500.00	0.00	0.00	500.00	0.00	0.00	0.00%
10 E 108 1101 3190 00 000000	LINCOLN OTHER PURCHASED	1,000.00	0.00	0.00	1,000.00	0.00	0.00	0.00%
10 E 109 1101 3190 00 000000	LONGFELLOW OTHER	200.00	0.00	0.00	200.00	0.00	0.00	0.00%
10 E 110 1101 3190 00 000000	WASHINGTON OTHER	1,000.00	0.00	0.00	1,000.00	0.00	0.00	0.00%
10 E 110 1101 3190 00 000003	ROE SEL TRAUMA STIPEND	700.00	200.00	200.00	500.00	0.00	0.00	28.57%
10 E 105 1101 3230 00 000000	ADAMS EQUIP MAINT/USAGE	200.00	0.00	0.00	200.00	0.00	0.00	0.00%
10 E 107 1101 3230 00 000000	JEFFERSON EQUIP	200.00	0.00	0.00	200.00	0.00	0.00	0.00%
10 E 108 1101 3230 00 000000	LINCOLN EQUIP	200.00	0.00	0.00	200.00	0.00	0.00	0.00%
10 E 109 1101 3230 00 000000	LONGFELLOW EQUIP	200.00	0.00	0.00	200.00	0.00	0.00	0.00%
10 E 110 1101 3230 00 000000	WASHINGTON EQUIP	200.00	0.00	0.00	200.00	0.00	0.00	0.00%
10 E 105 1101 3320 00 000000	ADAMS TRAVEL	2,500.00	0.00	0.00	2,500.00	0.00	1,814.46	0.00%
10 E 107 1101 3320 00 000000	JEFFERSON TRAVEL	1,000.00	0.00	0.00	1,000.00	0.00	219.00	0.00%
10 E 108 1101 3320 00 000000	LINCOLN TRAVEL	2,000.00	0.00	183.00	1,817.00	1,350.00	1,383.75	9.15%
10 E 109 1101 3320 00 000000	LONGFELLOW TRAVEL	1,200.00	1,949.00	1,949.00	-749.00	0.00	592.49	162.
10 E 110 1101 3320 00 000000	WASHINGTON TRAVEL	3,500.00	0.00	312.97	3,187.03	0.00	3,027.04	8.94%
10 E 105 1101 3400 00 000000	ADAMS POSTAGE	1,200.00	141.00	141.00	1,059.00	0.00	830.00	11.75%
10 E 107 1101 3400 00 000000	JEFFERSON POSTAGE	1,200.00	0.00	0.00	1,200.00	0.00	598.86	0.00%
10 E 108 1101 3400 00 000000	LINCOLN POSTAGE	1,200.00	148.29	148.29	1,051.71	0.00	1,000.00	12.36%
10 E 109 1101 3400 00 000000	LONGFELLOW POSTAGE	1,200.00	0.00	0.00	1,200.00	0.00	545.79	0.00%
10 E 110 1101 3400 00 000000	WASHINGTON POSTAGE	2,500.00	0.00	0.00	2,500.00	0.00	2,371.90	0.00%

Expenses Monthly Short

Fiscal Year: 2024-2025
Month: August

MARION CUSD #2, IL

Account Number	Account Description	Original Budget	CY Monthly Activity	CYTD Activity	YTD Unexpended	YTD Encumbranc	Prior Fiscal Year	% of Budget
10 - EDUCATIONAL FUND								
10 E 105 1101 3600 00 000000	ADAMS COPIER	4,500.00	261.15	522.30	3,977.70	0.00	3,869.20	11.61%
10 E 107 1101 3600 00 000000	JEFFERSON COPIER	7,000.00	409.12	818.24	6,181.76	0.00	6,061.73	11.69%
10 E 108 1101 3600 00 000000	LINCOLN COPIER	8,500.00	529.89	1,059.78	7,440.22	0.00	7,851.17	12.47%
10 E 109 1101 3600 00 000000	LONGFELLOW COPIER	4,000.00	240.46	480.92	3,519.08	0.00	3,562.83	12.02%
10 E 110 1101 3600 00 000000	WASHINGTON COPIER	9,000.00	517.92	1,035.84	7,964.16	0.00	7,673.82	11.51%
10 E 000 1101 4100 00 000000	ELEM SUPPLIES	29,000.00	0.00	3,029.00	25,971.00	0.00	2,367.65	10.44%
10 E 000 1101 4100 00 000001	DONATION SUPPLIES	30,000.00	0.00	16,277.50	13,722.50	797.76	7,033.80	54.26%
10 E 105 1101 4100 00 000000	ADAMS SUPPLIES	16,000.00	237.28	237.28	15,762.72	5,438.28	13,115.70	1.48%
10 E 105 1101 4100 00 000002	ROE SEL TRAUMA SUPPLIES	1,500.00	0.00	0.00	1,500.00	0.00	0.00	0.00%
10 E 107 1101 4100 00 000000	JEFFERSON SUPPLIES	10,000.00	1,739.81	2,769.89	7,230.11	5,590.58	5,929.25	27.70%
10 E 108 1101 4100 00 000000	LINCOLN SUPPLIES	22,000.00	2,034.39	3,496.89	18,503.11	11,456.07	12,514.29	15.89%
10 E 109 1101 4100 00 000000	LONGFELLOW SUPPLIES	15,000.00	0.00	0.00	15,000.00	8,328.18	9,129.77	0.00%
10 E 109 1101 4100 00 000001	Strive Classroom	413.00	0.00	0.00	413.00	0.00	896.92	0.00%
10 E 110 1101 4100 00 000000	WASHINGTON SUPPLIES	27,000.00	0.00	0.00	27,000.00	12,457.00	23,883.81	0.00%
10 E 110 1101 4100 00 000002	ROE SEL TRAUMA SUPPLIES	1,500.00	0.00	0.00	1,500.00	0.00	0.00	0.00%
10 E 105 1101 4140 00 000000	ADAMS INSTRUMENTAL	7,500.00	80.00	80.00	7,420.00	1,781.25	440.16	1.07%
10 E 000 1101 4200 00 000000	ELEM TEXTBOOKS	20,000.00	0.00	14,420.04	5,579.96	0.00	0.00	72.10%
10 E 105 1101 4200 00 000000	ADAMS TEXTBOOKS	1,300.00	0.00	0.00	1,300.00	0.00	0.00	0.00%
10 E 105 1101 5400 00 000000	ADAMS CAPITAL OUTLAY	1,000.00	0.00	0.00	1,000.00	0.00	0.00	0.00%
10 E 107 1101 5400 00 000000	JEFFERSON CAPITAL	1,000.00	0.00	0.00	1,000.00	0.00	0.00	0.00%
10 E 108 1101 5400 00 000000	LINCOLN CAPITAL OUTLAY	3,500.00	0.00	0.00	3,500.00	0.00	3,309.38	0.00%
10 E 109 1101 5400 00 000000	LONGFELLOW CAPITAL	3,000.00	0.00	0.00	3,000.00	0.00	2,802.60	0.00%
10 E 110 1101 5400 00 000000	WASHINGTON CAPITAL	1,000.00	0.00	0.00	1,000.00	0.00	0.00	0.00%
10 E 105 1101 6400 00 000000	ADAMS DUES FEES	300.00	0.00	200.00	100.00	0.00	260.00	66.67%
10 E 107 1101 6400 00 000000	JEFFERSON DUES FEES	100.00	0.00	0.00	100.00	0.00	0.00	0.00%
10 E 108 1101 6400 00 000000	LINCOLN DUES FEES	100.00	0.00	0.00	100.00	0.00	0.00	0.00%
10 E 109 1101 6400 00 000000	LONGFELLOW DUES FEES	100.00	0.00	200.00	-100.00	0.00	0.00	200.
10 E 110 1101 6400 00 000000	WASHINGTON DUES FEES	100.00	0.00	0.00	100.00	0.00	0.00	0.00%
10 E 107 1101 8000 00 000000	JEFFERSON POST	0.00	0.00	0.00	0.00	0.00	10,648.00	
10 E 108 1101 8000 00 000000	LINCOLN POST RETIRMENT	22,905.00	0.00	22,904.00	1.00	0.00	0.00	100.
10 E 110 1101 8000 00 000000	WASHINGTON POST	11,167.00	0.00	11,166.40	0.60	0.00	10,706.15	99.99%
10 E 204 1102 1120 00 000000	JH SALARY	3,150,000.00	223,393.00	466,155.00	2,683,845.00	0.00	3,082,367.52	14.80%

Expenses Monthly Short

Fiscal Year: 2024-2025
Month: August

MARION CUSD #2, IL

Account Number	Account Description	Original Budget	CY Monthly Activity	CYTD Activity	YTD Unexpended	YTD Encumbranc	Prior Fiscal Year	% of Budget
10 - EDUCATIONAL FUND								
10 E 204 1102 1130 00 000000	JH TEACHER INCREMENT	40,000.00	1,812.62	3,625.24	36,374.76	0.00	29,013.23	9.06%
10 E 204 1102 1130 00 000001	ROE Soc Emotional	0.00	0.00	0.00	0.00	0.00	2,063.29	
10 E 204 1102 1200 00 000000	JH SUB TEACHER SALARY	60,000.00	0.00	0.00	60,000.00	0.00	48,100.00	0.00%
10 E 204 1102 1300 00 000000	JH SALARY EXTRA	90,000.00	1,185.00	1,185.00	88,815.00	0.00	76,256.70	1.32%
10 E 204 1102 2100 00 000000	JH TRS-R	0.00	0.00	0.00	0.00	0.00	49.28	
10 E 204 1102 2100 00 000001	ROE Soc Emo TRS	0.00	0.00	0.00	0.00	0.00	10.99	
10 E 204 1102 2110 00 000000	JH TEACHER RETIREMENT	315,000.00	323.03	323.03	314,676.97	0.00	311,458.98	0.10%
10 E 204 1102 2110 00 000001	ROE Soc Emo TRS	0.00	0.00	0.00	0.00	0.00	182.97	
10 E 204 1102 2120 00 000000	JH IMRF	0.00	0.00	0.00	0.00	0.00	10.04	
10 E 204 1102 2170 00 000000	JH TRS .58%	21,500.00	20.70	20.70	21,479.30	0.00	20,443.10	0.10%
10 E 204 1102 2170 00 000001	ROE Soc Emo TRS .58%	0.00	0.00	0.00	0.00	0.00	12.40	
10 E 204 1102 2220 00 000000	JH HEALTH INSURANCE	500,000.00	37,010.73	73,038.51	426,961.49	0.00	525,432.76	14.61%
10 E 204 1102 2220 00 000001	ROE SEL TRAUMA HEALTH	0.00	0.00	0.00	0.00	0.00	14.68	
10 E 204 1102 2250 00 000000	JH TRS HEALTH INSURANCE	60,000.00	55.99	55.99	59,944.01	0.00	54,738.42	0.09%
10 E 204 1102 2250 00 000001	ROE Soc Emo TRS Health	0.00	0.00	0.00	0.00	0.00	32.58	
10 E 204 1102 3190 00 000000	JH PURCHASED SERVICES	7,000.00	0.00	0.00	7,000.00	0.00	6,672.55	0.00%
10 E 204 1102 3230 00 000000	JH EQUIPMENT	1,500.00	0.00	0.00	1,500.00	0.00	0.00	0.00%
10 E 204 1102 3320 00 000000	JH TRAVEL	12,000.00	0.00	0.00	12,000.00	120.00	11,534.12	0.00%
10 E 204 1102 3400 00 000000	JH	5,000.00	398.36	398.36	4,601.64	0.00	2,478.80	7.97%
10 E 204 1102 3600 00 000000	JH COPYING	14,000.00	841.08	1,682.16	12,317.84	0.00	12,461.95	12.02%
10 E 204 1102 4100 00 000000	JH SUPPLIES	40,000.00	0.00	9,709.08	30,290.92	28,461.41	20,819.77	24.27%
10 E 204 1102 4100 00 000002	TRAUMA-INFORMED	200.00	0.00	760.47	-560.47	0.00	2,987.96	380.
10 E 204 1102 4110 00 000000	JH RE-SALE ITEMS	4,000.00	0.00	0.00	4,000.00	0.00	0.00	0.00%
10 E 204 1102 4130 00 000000	JH VOCAL MUSIC	8,500.00	4,054.45	4,054.45	4,445.55	921.13	6,321.80	47.70%
10 E 204 1102 4140 00 000000	JH INSTRUMENTAL MUSIC	9,000.00	0.00	0.00	9,000.00	0.00	6,698.53	0.00%
10 E 204 1102 4200 00 000000	JH TEXTBOOKS	20,000.00	0.00	0.00	20,000.00	1,371.92	0.00	0.00%
10 E 204 1102 5400 00 000000	JH CAPITAL OUTLAY	3,000.00	0.00	0.00	3,000.00	699.99	4,900.00	0.00%
10 E 204 1102 5400 00 000002	SEL TRAUMA Grant	800.00	0.00	0.00	800.00	799.00	0.00	0.00%
10 E 204 1102 5440 00 000000	JH CAPITAL OUTLAY MUSIC	14,000.00	0.00	0.00	14,000.00	0.00	13,386.67	0.00%
10 E 204 1102 6400 00 000000	JH DUES/FEES	4,000.00	0.00	0.00	4,000.00	50.00	2,608.00	0.00%
10 E 204 1102 8000 00 000000	JH POST RETIREMENT	27,800.00	0.00	27,777.90	22.10	0.00	18,194.70	99.92%
10 E 105 1103 1120 00 000000	HS EXT TEACHER SALARY	234,000.00	12,280.00	36,185.00	197,815.00	0.00	216,951.64	15.46%

Expenses Monthly Short

Fiscal Year: 2024-2025
Month: August

MARION CUSD #2, IL

Account Number	Account Description	Original Budget	CY Monthly Activity	CYTD Activity	YTD Unexpended	YTD Encumbranc	Prior Fiscal Year	% of Budget
10 - EDUCATIONAL FUND								
10 E 303 1103 1120 00 000000	HS SALARY	4,600,000.00	364,625.90	699,621.80	3,900,378.20	0.00	4,315,591.19	15.21%
10 E 303 1103 1130 00 000000	HS SALARY INCREMENT	175,000.00	12,469.86	24,909.72	150,090.28	0.00	160,105.92	14.23%
10 E 303 1103 1130 00 000001	HS 3 CIRCLE AG GRANT	8,294.00	0.00	0.00	8,294.00	0.00	7,993.26	0.00%
10 E 303 1103 1130 00 000002	LOCAL 3 CIRCLE AG GRANT	8,294.00	1,682.68	3,365.36	4,928.64	0.00	10,403.80	40.58%
10 E 303 1103 1130 00 000003	ED CAREER GRANT STIPEND	0.00	0.00	0.00	0.00	0.00	1,000.00	
10 E 303 1103 1130 30 000004	Soc Emo Stipend	0.00	0.00	0.00	0.00	0.00	2,050.00	
10 E 105 1103 1200 00 000000	ADAMS SUB TEACHER	2,500.00	0.00	0.00	2,500.00	0.00	1,540.00	0.00%
10 E 303 1103 1200 00 000000	HS SUB TEACHER	110,000.00	1,217.78	2,435.56	107,564.44	0.00	93,828.91	2.21%
10 E 303 1103 1300 00 000000	HS SALARY EXTRA	80,000.00	3,654.78	3,879.48	76,120.52	0.00	64,144.90	4.85%
10 E 303 1103 1300 00 000004	ROE Soc Emotional	100.00	100.00	100.00	0.00	0.00	100.00	100.
10 E 303 1103 1300 00 000005	Computer Science	0.00	1,000.00	1,000.00	-1,000.00	0.00	0.00	
10 E 105 1103 2110 00 000000	HS TRS 9.4% Adams	23,500.00	0.00	0.00	23,500.00	0.00	21,472.19	0.00%
10 E 303 1103 2110 00 000000	HS TRS 9%	451,000.00	4,255.64	-1,918.10	452,918.10	0.00	428,476.10	-0.43%
10 E 303 1103 2110 00 000001	HS 3 CIRCLE AG GRANT	825.00	0.00	0.00	825.00	0.00	790.50	0.00%
10 E 303 1103 2110 00 000002	LOCAL 3 CIRCLE AG GRANT	825.00	0.00	0.00	825.00	0.00	1,083.08	0.00%
10 E 303 1103 2110 00 000003	ED Career Grant TRS	0.00	0.00	0.00	0.00	0.00	98.89	
10 E 303 1103 2110 00 000004	ROE SEL TRAUMA TRS 9	10.00	9.89	9.89	0.11	0.00	9.89	98.90%
10 E 303 1103 2110 00 000005	10 E 303 1103 2110 00	0.00	98.91	98.91	-98.91	0.00	0.00	
10 E 303 1103 2110 30 000004	ROE SEL TRAUMA TRS 9	0.00	0.00	0.00	0.00	0.00	202.74	
10 E 303 1103 2120 00 000000	HS IMRF	8,500.00	701.39	1,371.71	7,128.29	0.00	7,669.06	16.14%
10 E 105 1103 2170 00 000000	HS TRS .58% Adams	1,500.00	0.00	0.00	1,500.00	0.00	1,390.53	0.00%
10 E 303 1103 2170 00 000000	HS TRS .58%	29,500.00	274.49	-145.66	29,645.66	0.00	28,204.44	-0.49%
10 E 303 1103 2170 00 000001	HS 3 CIRCLE AG GRANT .	55.00	0.00	0.00	55.00	0.00	50.98	0.00%
10 E 303 1103 2170 00 000002	LOCAL 3 CIRCLE AG GR	55.00	0.00	0.00	55.00	0.00	69.93	0.00%
10 E 303 1103 2170 00 000003	Ed Career Grant TRS .	0.00	0.00	0.00	0.00	0.00	6.39	
10 E 303 1103 2170 00 000004	ROE SEL TRAUMA TRS .58	1.00	0.64	0.64	0.36	0.00	0.64	64.00%
10 E 303 1103 2170 00 000005	10 E 303 1103 2170 00	0.00	6.38	6.38	-6.38	0.00	0.00	
10 E 303 1103 2170 30 000004	ROE SEL TRAUMA TRS .58	0.00	0.00	0.00	0.00	0.00	13.07	
10 E 105 1103 2220 00 000000	HS EXT HEALTH INSURANCE	46,000.00	3,777.41	7,374.93	38,625.07	0.00	43,128.28	16.03%
10 E 303 1103 2220 00 000000	HS HEALTH INSURANCE	740,000.00	61,553.86	119,988.06	620,011.94	0.00	704,543.01	16.21%
10 E 303 1103 2220 00 000001	ROE SEL TRAUMA HEALTH	0.00	0.00	0.00	0.00	0.00	184.10	
10 E 303 1103 2220 30 000004	ROE SEL TRAUMA HEALTH	0.00	0.00	0.00	0.00	0.00	316.45	

Expenses Monthly Short

Fiscal Year: 2024-2025
Month: August

MARION CUSD #2, IL

Account Number	Account Description	Original Budget	CY Monthly Activity	CYTD Activity	YTD Unexpended	YTD Encumbranc	Prior Fiscal Year	% of Budget
10 - EDUCATIONAL FUND								
10 E 105 1103 2250 00 000000	HS TRS Health ADAMS	4,200.00	0.00	0.00	4,200.00	0.00	3,751.81	0.00%
10 E 303 1103 2250 00 000000	HS TRS HEALTH INSURANCE	79,000.00	742.35	-334.73	79,334.73	0.00	75,218.51	-0.42%
10 E 303 1103 2250 00 000001	HS 3 CIRCLE AG GRANT	145.00	0.00	0.00	145.00	0.00	137.94	0.00%
10 E 303 1103 2250 00 000002	LOCAL 3 CIRCLE TRS	145.00	0.00	0.00	145.00	0.00	188.98	0.00%
10 E 303 1103 2250 00 000003	Ed Career Grant TRS	0.00	0.00	0.00	0.00	0.00	17.25	
10 E 303 1103 2250 00 000004	SEL ROE TRAUMA TRS	2.00	1.73	1.73	0.27	0.00	1.73	86.50%
10 E 303 1103 2250 00 000005	10 E 303 1103 2250 00	0.00	17.24	17.24	-17.24	0.00	0.00	
10 E 303 1103 2250 30 000004	ROE SEL TRAUMA TRS	0.00	0.00	0.00	0.00	0.00	35.36	
10 E 303 1103 3190 00 000000	HS PURCHASED SERVICES	60,000.00	0.00	2,300.00	57,700.00	3,542.06	14,048.88	3.83%
10 E 303 1103 3190 00 000001	HS OTHER PURCHASED	5,000.00	0.00	0.00	5,000.00	0.00	0.00	0.00%
10 E 303 1103 3190 00 000002	HS TUITION	125,000.00	9,967.74	18,488.67	106,511.33	0.00	118,918.41	14.79%
10 E 303 1103 3190 00 000003	ROE SEL TRAUMA STIPEND	300.00	300.00	300.00	0.00	0.00	0.00	100.
10 E 303 1103 3190 00 000004	AG GRANT Purchased	1,640.00	0.00	0.00	1,640.00	0.00	59.88	0.00%
10 E 303 1103 3190 00 000005	ROE Student Advocate	65,300.00	0.00	0.00	65,300.00	0.00	0.00	0.00%
10 E 303 1103 3220 00 000000	HS CLEANING SERVICES	6,000.00	0.00	0.00	6,000.00	0.00	4,535.75	0.00%
10 E 303 1103 3230 00 000000	HS EQUIP MAINT/USAGE	1,500.00	0.00	0.00	1,500.00	0.00	0.00	0.00%
10 E 303 1103 3320 00 000000	HS TRAVEL	30,000.00	3,608.07	3,933.30	26,066.70	7,069.08	26,452.74	13.11%
10 E 303 1103 3400 00 000000	HS	7,000.00	468.69	468.69	6,531.31	0.00	6,085.75	6.70%
10 E 303 1103 3600 00 000000	HS COPIERS	20,000.00	1,262.17	2,524.34	17,475.66	0.00	18,701.06	12.62%
10 E 303 1103 3630 00 000000	HS YEARBOOK	20,000.00	0.00	0.00	20,000.00	0.00	5,007.27	0.00%
10 E 000 1103 4100 00 000001	DIST. CLASS/OFF FURN	40,000.00	0.00	10,303.75	29,696.25	30,549.98	52,390.22	25.76%
10 E 303 1103 4100 00 000000	HS SUPPLIES	125,000.00	13,104.62	17,219.62	107,780.38	90,449.62	69,283.02	13.78%
10 E 303 1103 4100 00 000003	MHS DR DONATION	0.00	0.00	0.00	0.00	0.00	79,728.95	
10 E 303 1103 4100 00 000004	HS AG GRANT SUPPLIES	3,505.00	425.00	425.00	3,080.00	844.84	3,078.45	12.13%
10 E 303 1103 4100 00 000005	HS SUPPLIESR	8,000.00	0.00	0.00	8,000.00	0.00	4,824.00	0.00%
10 E 303 1103 4100 00 000006	HS ED CAREER GRANT	0.00	0.00	0.00	0.00	0.00	581.57	
10 E 303 1103 4110 00 000000	HS RE-SALE ITEMS	4,000.00	0.00	0.00	4,000.00	0.00	3,322.00	0.00%
10 E 303 1103 4130 00 000000	HS VOCAL MUSIC	5,500.00	234.56	2,431.51	3,068.49	850.78	7,258.43	44.21%
10 E 303 1103 4130 00 000001	MADIGRAL EXPENSE	11,300.00	130.00	130.00	11,170.00	86.94	11,581.85	1.15%
10 E 303 1103 4130 00 000002	SPRING MUSICAL EXPENSE	24,000.00	1,550.00	1,989.32	22,010.68	429.24	17,271.99	8.29%
10 E 303 1103 4140 00 000000	HS INSTRUMENTAL MUSIC	18,000.00	0.00	83.99	17,916.01	432.00	7,463.60	0.47%
10 E 303 1103 4200 00 000000	HS TEXTBOOKS	50,000.00	0.00	0.00	50,000.00	12,466.50	16,668.71	0.00%

Expenses Monthly Short

Fiscal Year: 2024-2025
Month: August

MARION CUSD #2, IL

Account Number	Account Description	Original Budget	CY Monthly Activity	CYTD Activity	YTD Unexpended	YTD Encumbranc	Prior Fiscal Year	% of Budget
10 - EDUCATIONAL FUND								
10 E 303 1103 5400 00 000000	HS CAPITAL OUTLAY	30,000.00	0.00	934.51	29,065.49	934.84	29,503.04	3.12%
10 E 303 1103 5400 00 000003	MHS DR DONATION CAPITAL	0.00	0.00	0.00	0.00	0.00	10,595.95	
10 E 303 1103 5400 00 000004	HS AG GRANT CAPITAL	0.00	0.00	0.00	0.00	0.00	629.99	
10 E 303 1103 5440 00 000000	HS MUSIC CAPITAL OUTLAY	21,000.00	0.00	0.00	21,000.00	0.00	0.00	0.00%
10 E 303 1103 6400 00 000000	HS DUES/FEES	7,000.00	0.00	200.00	6,800.00	0.00	1,568.59	2.86%
10 E 303 1103 8000 00 000000	HS POST RETIREMENT	18,430.00	0.00	18,430.00	0.00	0.00	0.00	100.
10 E 902 1250 1120 30 000000	TITLE I SALARY	112,544.00	0.00	0.00	112,544.00	0.00	120.00	0.00%
10 E 902 1250 1120 30 105000	ADAMS TITLE I SALARY	0.00	5,416.26	10,832.52	-10,832.52	0.00	53,111.40	
10 E 902 1250 1120 30 107000	JEFFERSON TITLE I	0.00	5,500.62	11,001.24	-11,001.24	0.00	54,692.59	
10 E 902 1250 1120 30 108000	LINCOLN TITLE I SALARY	0.00	19,623.14	39,246.28	-39,246.28	0.00	195,180.20	
10 E 902 1250 1120 30 109000	LONGFELLOW TITLE I	0.00	9,716.22	19,432.44	-19,432.44	0.00	96,111.00	
10 E 902 1250 1120 30 110000	WASHINGTON TITLE I	0.00	16,015.44	32,030.88	-32,030.88	0.00	159,840.64	
10 E 930 1250 1120 30 000000	TITLE I: SAL, TEACHER	735,818.00	0.00	0.00	735,818.00	0.00	26,673.90	0.00%
10 E 930 1250 1120 30 105000	ADAMS TITLE I SALARY	0.00	0.00	0.00	0.00	0.00	15,483.10	
10 E 930 1250 1120 30 107000	JEFFERSON TITLE I	0.00	0.00	0.00	0.00	0.00	17,202.30	
10 E 930 1250 1120 30 108000	LINCOLN TITLE I SALARY	0.00	0.00	0.00	0.00	0.00	40,238.90	
10 E 930 1250 1120 30 109000	LONGFELLOW TITLE I	0.00	0.00	0.00	0.00	0.00	23,748.94	
10 E 930 1250 1120 30 110000	WASHINGTON TITLE I	0.00	0.00	0.00	0.00	0.00	42,886.82	
10 E 960 1250 1120 30 000000	Esser II Salary	0.00	0.00	2,092.50	-2,092.50	0.00	147,241.49	
10 E 965 1250 1130 30 000000	ESSER III CERT SALARY	220,723.00	5,233.13	158,161.89	62,561.11	0.00	537,826.13	71.66%
10 E 971 1250 1150 00 000000	Stronger Connection	98,191.00	0.00	0.00	98,191.00	0.00	0.00	0.00%
10 E 960 1250 1150 30 000000	ESSER 2 SALARIES	0.00	0.00	0.00	0.00	0.00	10,763.00	
10 E 965 1250 1150 30 000000	ESSER III SALARIES	6,370.00	0.00	6,370.00	0.00	0.00	18,973.75	100.
10 E 960 1250 1300 30 000000	ESSER 2 SALARIES	0.00	0.00	2,576.25	-2,576.25	0.00	870.00	
10 E 902 1250 2100 30 000000	TITLE I FEDERAL TRS	0.00	0.00	0.02	-0.02	0.00	0.00	
10 E 902 1250 2100 30 105000	AD TITLE I TRS	0.00	0.00	0.00	0.00	0.00	7,448.42	
10 E 902 1250 2100 30 107000	JE TITLE I TRS	0.00	0.00	0.00	0.00	0.00	7,652.23	
10 E 902 1250 2100 30 108000	LI TITILE I TRS	0.00	0.00	0.00	0.00	0.00	27,306.98	
10 E 902 1250 2100 30 109000	LO TITILE I TRS	0.00	0.00	0.00	0.00	0.00	13,458.78	
10 E 902 1250 2100 30 110000	WA TITLE I TRS	0.00	0.00	0.00	0.00	0.00	22,350.09	
10 E 930 1250 2100 30 000000	TITLE I: TRS BRD 10.5	85,711.00	0.00	0.00	85,711.00	0.00	2,746.26	0.00%
10 E 930 1250 2100 30 105000	AD TITLE I TRS	0.00	0.00	0.00	0.00	0.00	601.92	

Expenses Monthly Short

Fiscal Year: 2024-2025
Month: August

MARION CUSD #2, IL

Account Number	Account Description	Original Budget	CY Monthly Activity	CYTD Activity	YTD Unexpended	YTD Encumbranc	Prior Fiscal Year	% of Budget
10 - EDUCATIONAL FUND								
10 E 930 1250 2100 30 107000	JE TITLE I TRS	0.00	0.00	0.00	0.00	0.00	601.92	
10 E 930 1250 2100 30 108000	LI TITLE I TRS	0.00	0.00	0.00	0.00	0.00	601.92	
10 E 930 1250 2100 30 109000	LO TITILE I TRS	0.00	0.00	0.00	0.00	0.00	601.92	
10 E 930 1250 2100 30 110000	WA TITLE I TRS	0.00	0.00	0.00	0.00	0.00	601.56	
10 E 960 1250 2100 30 000000	ESSER 2 FED TRS	0.00	0.00	300.10	-300.10	0.00	14,774.78	
10 E 965 1250 2100 30 000000	ESSER III FED TRS	14,180.00	0.00	14,180.00	0.00	0.00	50,361.36	100.
10 E 902 1250 2110 30 105000	AD TITLE I TRS	0.00	0.00	0.00	0.00	0.00	6,324.00	
10 E 902 1250 2110 30 107000	JE TITLE I TRS	0.00	0.00	0.00	0.00	0.00	6,497.17	
10 E 902 1250 2110 30 108000	LI TITLE I TRS	0.00	0.00	0.00	0.00	0.00	23,185.11	
10 E 902 1250 2110 30 109000	LO TITLE I TRS	0.00	0.00	0.00	0.00	0.00	11,427.20	
10 E 902 1250 2110 30 110000	WA TITLE I TRS	0.00	0.00	0.00	0.00	0.00	18,976.49	
10 E 930 1250 2110 30 000000	TITLE I: TRS BRD 9.	72,775.00	0.00	0.00	72,775.00	0.00	2,632.15	0.00%
10 E 930 1250 2110 30 105000	AD TITLE I TRS	0.00	0.00	0.00	0.00	0.00	511.02	
10 E 930 1250 2110 30 107000	JE TITLE I TRS	0.00	0.00	0.00	0.00	0.00	511.02	
10 E 930 1250 2110 30 108000	LI TITLE I TRS	0.00	0.00	0.00	0.00	0.00	511.02	
10 E 930 1250 2110 30 109000	LO TITLE I TRS	0.00	0.00	0.00	0.00	0.00	511.02	
10 E 930 1250 2110 30 110000	WA TITLE I TRS	0.00	0.00	0.00	0.00	0.00	511.03	
10 E 960 1250 2110 30 000000	ESSER 2 TRS 9%	0.00	0.00	254.79	-254.79	0.00	12,582.47	
10 E 965 1250 2110 30 000000	ESSER III TRS	12,636.00	0.00	12,635.97	0.03	0.00	49,907.79	100.
10 E 971 1250 2120 00 000000	Stronger Connection	5,000.00	0.00	0.00	5,000.00	0.00	0.00	0.00%
10 E 960 1250 2120 30 000000	ESSER 2 IMRF	0.00	0.00	98.60	-98.60	0.00	442.68	
10 E 965 1250 2120 30 000000	ESSER III IMRF	210.00	0.00	209.23	0.77	0.00	792.79	99.63%
10 E 902 1250 2170 30 000000	TITLE I .58% TRS	0.00	0.00	0.00	0.00	0.00	0.70	
10 E 902 1250 2170 30 105000	AD TITLE I .58% TRS	0.00	0.00	0.00	0.00	0.00	408.06	
10 E 902 1250 2170 30 107000	JE TITLE I .58% TRS	0.00	0.00	0.00	0.00	0.00	419.22	
10 E 902 1250 2170 30 108000	LI TITLE I .58% TRS	0.00	0.00	0.00	0.00	0.00	1,495.88	
10 E 902 1250 2170 30 109000	LO TITLE I .58% TRS	0.00	0.00	0.00	0.00	0.00	737.29	
10 E 902 1250 2170 30 110000	WA TITLE I .58% TRS	0.00	0.00	0.00	0.00	0.00	1,224.11	
10 E 930 1250 2170 30 000000	TITLE I: TRS .58%	4,690.00	0.00	0.00	4,690.00	0.00	170.13	0.00%
10 E 930 1250 2170 30 105000	AD TITLE I .58% TRS	0.00	0.00	0.00	0.00	0.00	32.94	
10 E 930 1250 2170 30 107000	JE TITLE I .58% TRS	0.00	0.00	0.00	0.00	0.00	32.94	
10 E 930 1250 2170 30 108000	LI TITLE I .58% TRS	0.00	0.00	0.00	0.00	0.00	32.94	

Expenses Monthly Short

Fiscal Year: 2024-2025
Month: August

MARION CUSD #2, IL

Account Number	Account Description	Original Budget	CY Monthly Activity	CYTD Activity	YTD Unexpended	YTD Encumbranc	Prior Fiscal Year	% of Budget
10 - EDUCATIONAL FUND								
10 E 930 1250 2170 30 109000	LO TITLE I .58% TRS	0.00	0.00	0.00	0.00	0.00	32.94	
10 E 930 1250 2170 30 110000	WA TITLE I .58% TRS	0.00	0.00	0.00	0.00	0.00	33.12	
10 E 960 1250 2170 30 000000	ESSER 2 TRS .58%	0.00	0.00	16.44	-16.44	0.00	832.33	
10 E 965 1250 2170 30 000000	ESSER III TRS .58%	850.00	0.00	839.62	10.38	0.00	3,264.76	98.78%
10 E 902 1250 2220 30 000000	TITLE I HEALTH	20,300.00	0.00	0.00	20,300.00	0.00	0.00	0.00%
10 E 902 1250 2220 30 105000	AD TITLE I HEALTH INS	0.00	797.70	1,557.42	-1,557.42	0.00	8,964.66	
10 E 902 1250 2220 30 107000	JE TITLE I HEALTH INS	0.00	399.25	801.05	-801.05	0.00	5,385.46	
10 E 902 1250 2220 30 108000	LI TITLE I HEALTH INS	0.00	3,319.66	6,481.26	-6,481.26	0.00	35,686.70	
10 E 902 1250 2220 30 109000	LO TITLE I HEALTH INS	0.00	2,521.96	4,923.84	-4,923.84	0.00	25,386.26	
10 E 902 1250 2220 30 110000	WA TITLE I HEALTH INS	0.00	3,289.53	6,443.99	-6,443.99	0.00	32,912.24	
10 E 930 1250 2220 30 000000	TITLE I: HEALTH	94,857.00	0.00	0.00	94,857.00	0.00	0.00	0.00%
10 E 930 1250 2220 30 105000	AD TITLE I HEALTH INS	0.00	0.00	0.00	0.00	0.00	1,779.92	
10 E 930 1250 2220 30 107000	JE TITLE I HEALTH INS	0.00	0.00	0.00	0.00	0.00	1,075.86	
10 E 930 1250 2220 30 108000	LI TITLE I HEALTH INS	0.00	0.00	0.00	0.00	0.00	8,877.08	
10 E 930 1250 2220 30 109000	LO TITLE I HEALTH INS	0.00	0.00	0.00	0.00	0.00	4,986.04	
10 E 930 1250 2220 30 110000	WA TITLE I HEALTH INS	0.00	0.00	0.00	0.00	0.00	6,450.06	
10 E 960 1250 2220 30 000000	ESSER 2 HEALTH	0.00	0.00	0.00	0.00	0.00	723.54	
10 E 965 1250 2220 30 000000	ESSER 3 HEALTH	2,405.00	0.00	2,404.90	0.10	0.00	39,639.00	100.
10 E 902 1250 2250 30 000000	TITLE I TRS HEALTH	0.00	0.00	0.00	0.00	0.00	0.80	
10 E 902 1250 2250 30 105000	AD TITLE I TRS HEALTH	0.00	0.00	0.00	0.00	0.00	1,103.24	
10 E 902 1250 2250 30 107000	JE TITLE I TRS HEALTH	0.00	0.00	0.00	0.00	0.00	1,133.58	
10 E 902 1250 2250 30 108000	LI TITLE I TRS HEALTH	0.00	0.00	0.00	0.00	0.00	4,044.67	
10 E 902 1250 2250 30 109000	LO TITLE I TRS HEALTH	0.00	0.00	0.00	0.00	0.00	1,993.42	
10 E 902 1250 2250 30 110000	WA TITLE I TRS HEALTH	0.00	0.00	0.00	0.00	0.00	3,310.31	
10 E 930 1250 2250 30 000000	TITLE I: HEALTH INS .5%	4,700.00	0.00	0.00	4,700.00	0.00	459.57	0.00%
10 E 930 1250 2250 30 105000	AD TITLE I TRS HEALTH	0.00	0.00	0.00	0.00	0.00	89.10	
10 E 930 1250 2250 30 107000	JE TITLE I TRS HEALTH	0.00	0.00	0.00	0.00	0.00	89.10	
10 E 930 1250 2250 30 108000	LI TITLE I TRS HEALTH	0.00	0.00	0.00	0.00	0.00	89.10	
10 E 930 1250 2250 30 109000	LO TITLE I TRS HEALTH	0.00	0.00	0.00	0.00	0.00	89.10	
10 E 930 1250 2250 30 110000	WA TITLE I TRS HEALTH	0.00	0.00	0.00	0.00	0.00	89.28	
10 E 960 1250 2250 30 000000	ESSER 2 TRS HEALTH	0.00	0.00	44.45	-44.45	0.00	2,218.90	
10 E 965 1250 2250 30 000000	ESSER III TRS THIS	2,233.00	0.00	2,232.61	0.39	0.00	8,758.49	99.98%

Expenses Monthly Short

Fiscal Year: 2024-2025
Month: August

MARION CUSD #2, IL

Account Number	Account Description	Original Budget	CY Monthly Activity	CYTD Activity	YTD Unexpended	YTD Encumbranc	Prior Fiscal Year	% of Budget
10 - EDUCATIONAL FUND								
10 E 954 1250 3190 00 000000	Digital Equity 4	0.00	0.00	0.00	0.00	0.00	13,820.00	
10 E 965 1250 3190 30 000000	ESSER III: PURCHASE	30,952.00	18,431.00	18,431.00	12,521.00	44,300.42	141,990.50	59.55%
10 E 935 1250 4100 00 000004	JH TITLE I 1003A	0.00	0.00	0.00	0.00	0.00	18,615.42	
10 E 935 1250 4100 00 000005	AD TITLE I 1003A	0.00	0.00	0.00	0.00	911.31	8,766.62	
10 E 936 1250 4100 00 000005	Title SIP Adams	0.00	0.00	0.00	0.00	0.00	2,601.01	
10 E 953 1250 4100 00 000000	FY23 Digital Equity 3	0.00	0.00	0.00	0.00	1,380.00	58,593.90	
10 E 954 1250 4100 00 000000	Digital Equity 4	0.00	0.00	0.00	0.00	0.00	121,180.00	
10 E 971 1250 4100 00 000000	Stronger Connections	31,354.00	0.00	0.00	31,354.00	0.00	0.00	0.00%
10 E 902 1250 4100 30 000000	TITLE I SUPPLIES	226,000.00	0.00	241,099.44	-15,099.44	0.00	5,709.00	106.
10 E 902 1250 4100 30 105000	ADAMS TITLE I SUPPLIES	0.00	0.00	0.00	0.00	0.00	1,523.08	
10 E 902 1250 4100 30 107000	JEFFERSON TITLE I	0.00	0.00	0.00	0.00	911.31	2,685.35	
10 E 902 1250 4100 30 108000	LINCOLN TITLE I	0.00	0.00	0.00	0.00	0.00	3,512.26	
10 E 902 1250 4100 30 109000	LONGFELLOW TITLE I	0.00	0.00	0.00	0.00	911.31	2,685.35	
10 E 902 1250 4100 30 110000	WASHINGTON TITLE I	0.00	0.00	0.00	0.00	0.00	2,758.66	
10 E 930 1250 4100 30 000000	TITLE I: INSTRUCTIONAL	51,826.00	0.00	17,710.00	34,116.00	300.00	23,156.32	34.17%
10 E 930 1250 4100 30 105000	AD TITLE I SUPPLIES	0.00	0.00	0.00	0.00	0.00	5,785.02	
10 E 930 1250 4100 30 107000	JE TITLE I SUPPLIES	0.00	0.00	0.00	0.00	0.00	4,730.69	
10 E 930 1250 4100 30 108000	LI TITLE I SUPPLIES	0.00	0.00	0.00	0.00	0.00	18,118.03	
10 E 930 1250 4100 30 109000	LO TITLE I SUPPLIES	0.00	0.00	0.00	0.00	0.00	4,939.98	
10 E 930 1250 4100 30 110000	WA TITLE I SUPPLIES	0.00	0.00	0.00	0.00	0.00	17,291.95	
10 E 960 1250 4100 30 000000	ESSER II: Supplies	0.00	0.00	0.00	0.00	48.96	44,040.86	
10 E 965 1250 4100 30 000000	ESSER III: SUPPLIES	565,706.00	7,475.00	267,119.54	298,586.46	128,301.85	119,522.71	47.22%
10 E 953 1250 5400 00 000000	Digital Equity 3	0.00	0.00	0.00	0.00	0.00	10,207.00	
10 E 954 1250 5400 00 000000	Digital Equity 4	0.00	0.00	0.00	0.00	0.00	93,000.00	
10 E 965 1250 5400 30 000000	ESSER III: CAPTIAL	0.00	0.00	0.00	0.00	2,799.72	0.00	
10 E 956 1250 5400 54 000000	Title IV Capital Outlay	12,006.00	0.00	0.00	12,006.00	9,206.72	0.00	0.00%
10 E 000 1251 4100 00 000000	McKinney Vento Supplies	0.00	62.46	62.46	-62.46	7,329.77	1,864.03	
10 E 000 1400 1250 20 000000	VOC: SALARY, STUDENTS	60,000.00	1,788.50	1,788.50	58,211.50	0.00	54,695.31	2.98%
10 E 000 1400 3190 20 000000	VOC: PURCHASED SERV	10,000.00	0.00	0.00	10,000.00	0.00	8,706.59	0.00%
10 E 000 1400 4100 20 000000	VOC: SUPPLIES	500.00	1,934.50	1,934.50	-1,434.50	0.00	0.00	386.
10 E 000 1401 4100 21 000000	WCRVS: SUPPLIES - TO BE	0.00	0.00	0.00	0.00	0.00	1,900.00	
10 E 000 1446 4100 00 000004	Bldg Trades - Harvest	55,000.00	99.12	195.44	54,804.56	0.00	107,168.81	0.36%

Expenses Monthly Short

Fiscal Year: 2024-2025
Month: August

MARION CUSD #2, IL

Account Number	Account Description	Original Budget	CY Monthly Activity	CYTD Activity	YTD Unexpended	YTD Encumbranc	Prior Fiscal Year	% of Budget
10 - EDUCATIONAL FUND								
10 E 000 1500 1120 00 000000	ATHLETIC SALARY	15,000.00	750.60	1,501.20	13,498.80	0.00	8,066.16	10.01%
10 E 303 1500 1120 01 000000	HS FOOTBALL SALARY	40,000.00	1,935.26	3,870.52	36,129.48	0.00	30,515.16	9.68%
10 E 303 1500 1120 02 000000	HS BOYS CROSS COUNTRY	2,000.00	0.00	0.00	2,000.00	0.00	0.00	0.00%
10 E 303 1500 1120 03 000000	HS BOYS TENNIS SALARY	6,000.00	0.00	0.00	6,000.00	0.00	5,603.50	0.00%
10 E 303 1500 1120 04 000000	HS BOYS SOCCER SALARY	8,500.00	0.00	0.00	8,500.00	0.00	8,277.44	0.00%
10 E 303 1500 1120 05 000000	HS BOYS TRACK SALARY	21,000.00	0.00	0.00	21,000.00	0.00	19,713.90	0.00%
10 E 303 1500 1120 06 000000	HS WRESTLING SALARY	9,000.00	0.00	0.00	9,000.00	0.00	6,540.32	0.00%
10 E 303 1500 1120 07 000000	HS BASEBALL SALARY	15,000.00	370.80	741.60	14,258.40	0.00	12,069.60	4.94%
10 E 303 1500 1120 08 000000	HS SOFTBALL SALARY	15,000.00	878.06	1,756.12	13,243.88	0.00	14,095.36	11.71%
10 E 303 1500 1120 09 000000	HS FISHING SALARY	4,500.00	0.00	0.00	4,500.00	0.00	4,311.78	0.00%
10 E 303 1500 1120 10 000000	HS BOWLING SALARY	5,000.00	436.22	872.44	4,127.56	0.00	4,714.30	17.45%
10 E 303 1500 1120 11 000000	HS VOLLEYBALL SALARY	15,000.00	339.90	679.80	14,320.20	0.00	12,466.44	4.53%
10 E 303 1500 1120 12 000000	HS BOYS GOLF SALARY	6,000.00	0.00	0.00	6,000.00	0.00	5,761.88	0.00%
10 E 303 1500 1120 13 000000	HS CHEERLEADER SALARY	8,500.00	0.00	0.00	8,500.00	0.00	8,157.48	0.00%
10 E 303 1500 1120 14 000000	HS DANCE/POM SALARY	11,500.00	903.06	1,806.12	9,693.88	0.00	10,811.88	15.71%
10 E 303 1500 1120 15 000000	HS BOYS BASKETBALL	25,000.00	1,553.70	3,107.40	21,892.60	0.00	18,600.12	12.43%
10 E 204 1500 1120 20 000000	JH BOYS BASKETBALL	10,000.00	719.78	1,439.56	8,560.44	0.00	9,104.93	14.40%
10 E 204 1500 1120 21 000000	JH BASEBALL SALARY	6,500.00	219.94	999.72	5,500.28	0.00	6,000.68	15.38%
10 E 204 1500 1120 22 000000	JH SOFTBALL SALARY	8,000.00	288.24	576.48	7,423.52	0.00	7,247.08	7.21%
10 E 204 1500 1120 23 000000	JH VOLLEYBALL SALARY	6,700.00	0.00	0.00	6,700.00	0.00	6,098.13	0.00%
10 E 204 1500 1120 24 000000	JH CHEERLEADING SALARY	3,500.00	0.00	0.00	3,500.00	0.00	3,358.92	0.00%
10 E 204 1500 1120 25 000000	JH DANCE/POM SALARY	3,500.00	0.00	0.00	3,500.00	0.00	3,409.02	0.00%
10 E 204 1500 1120 26 000000	JH BOYS TRACK SALARY	8,000.00	334.08	668.16	7,331.84	0.00	7,716.87	8.35%
10 E 204 1500 1120 27 000000	JH CROSS COUNTRY SALARY	7,400.00	284.08	568.16	6,831.84	0.00	6,759.91	7.68%
10 E 303 1500 1120 31 000000	HS GIRLS BASKETBALL	20,000.00	0.00	0.00	20,000.00	0.00	18,594.16	0.00%
10 E 303 1500 1120 32 000000	HS GIRLS CROSS COUNTRY	5,200.00	416.54	833.08	4,366.92	0.00	4,978.72	16.02%
10 E 303 1500 1120 33 000000	HS GIRLS TRACK SALARY	15,500.00	529.84	1,059.68	14,440.32	0.00	15,170.45	6.84%
10 E 303 1500 1120 34 000000	HS GIRLS BASKETBALL	5,000.00	399.88	799.76	4,200.24	0.00	4,795.48	16.00%
10 E 303 1500 1120 35 000000	HS GIRLS TENNIS SALARY	5,000.00	408.20	816.40	4,183.60	0.00	4,895.32	16.33%
10 E 303 1500 1120 36 000000	HS GIRLS SOCCER SALARY	12,000.00	0.00	0.00	12,000.00	0.00	9,956.92	0.00%
10 E 204 1500 1120 40 000000	JH GIRLS BASKETBALL	9,000.00	319.90	639.80	8,360.20	0.00	8,628.16	7.11%
10 E 204 1500 1120 41 000000	JH GIRLS TRACK SALARY	7,200.00	109.96	219.92	6,980.08	0.00	7,075.25	3.05%

Expenses Monthly Short

Fiscal Year: 2024-2025
Month: August

MARION CUSD #2, IL

Account Number	Account Description	Original Budget	CY Monthly Activity	CYTD Activity	YTD Unexpended	YTD Encumbranc	Prior Fiscal Year	% of Budget
10 - EDUCATIONAL FUND								
10 E 000 1500 1150 00 000000	ATHLETIC SEC	32,000.00	2,501.34	4,886.00	27,114.00	0.00	29,040.92	15.27%
10 E 000 1500 1150 00 000001	Athletic Workers Salary	40,000.00	0.00	0.00	40,000.00	0.00	32,315.00	0.00%
10 E 000 1500 2100 00 000001	ATHL TRS FED	0.00	0.00	0.00	0.00	0.00	576.63	
10 E 000 1500 2110 00 000000	ATHL: TRS 9%	1,800.00	0.00	0.00	1,800.00	0.00	890.68	0.00%
10 E 000 1500 2110 00 000001	ATHL: TRS 9%	1,600.00	0.00	0.00	1,600.00	0.00	1,196.20	0.00%
10 E 303 1500 2110 01 000000	FOOTBALL TRS 9%	2,500.00	0.00	0.00	2,500.00	0.00	2,296.81	0.00%
10 E 303 1500 2110 02 000000	HS BOYS CROSS COUNTRY	500.00	0.00	0.00	500.00	0.00	0.00	0.00%
10 E 303 1500 2110 03 000000	HS BOYS TENNIS TRS 9%	500.00	0.00	0.00	500.00	0.00	0.00	0.00%
10 E 303 1500 2110 05 000000	HS BOYS TRACK TRS 9%	1,000.00	0.00	0.00	1,000.00	0.00	0.00	0.00%
10 E 303 1500 2110 06 000000	HS Wrestling TRS 9%	200.00	0.00	0.00	200.00	0.00	0.00	0.00%
10 E 303 1500 2110 07 000000	HS BASEBALL TRS 9%	500.00	0.00	0.00	500.00	0.00	403.46	0.00%
10 E 303 1500 2110 08 000000	HS SOFTBALL TRS 9%	1,100.00	0.00	0.00	1,100.00	0.00	1,041.96	0.00%
10 E 303 1500 2110 09 000000	HS FISHING TRS 9%	325.00	0.00	0.00	325.00	0.00	94.88	0.00%
10 E 303 1500 2110 10 000000	HS Bowling TRS 9%	500.00	0.00	0.00	500.00	0.00	474.57	0.00%
10 E 303 1500 2110 11 000000	HS VOLLEYBALL TRS 9%	500.00	0.00	0.00	500.00	0.00	403.43	0.00%
10 E 303 1500 2110 12 000000	HS BOYS GOLF TRS 9%	550.00	0.00	0.00	550.00	0.00	489.37	0.00%
10 E 303 1500 2110 13 000000	CHEERLEADER TRS 9%	300.00	0.00	0.00	300.00	0.00	0.00	0.00%
10 E 303 1500 2110 14 000000	HS DANCE/POM PON TRS 9%	1,150.00	0.00	0.00	1,150.00	0.00	1,071.69	0.00%
10 E 303 1500 2110 15 000000	HS BOYS BASKETBALL TRS	2,500.00	0.00	0.00	2,500.00	0.00	1,844.01	0.00%
10 E 204 1500 2110 20 000000	JH BOYS BASKETBALL TRS	1,000.00	0.00	0.00	1,000.00	0.00	854.18	0.00%
10 E 204 1500 2110 21 000000	JH BOYS BASEBALL TRS 9%	700.00	0.00	0.00	700.00	0.00	593.27	0.00%
10 E 204 1500 2110 22 000000	JH SOFTBALL TRS 9%	400.00	0.00	0.00	400.00	0.00	342.15	0.00%
10 E 204 1500 2110 23 000000	JH VOLLEYBALL TRS 9%	400.00	0.00	0.00	400.00	0.00	0.00	0.00%
10 E 204 1500 2110 24 000000	JH CHEERLEADING TRS 9%	300.00	0.00	0.00	300.00	0.00	0.00	0.00%
10 E 204 1500 2110 25 000000	JH DANCE/POM TRS 9%	400.00	0.00	0.00	400.00	0.00	0.00	0.00%
10 E 204 1500 2110 26 000000	JH BOYS TRACK TRS 9%	750.00	0.00	0.00	750.00	0.00	396.48	0.00%
10 E 204 1500 2110 27 000000	JH BOYS CROSS COUNTRY	750.00	0.00	0.00	750.00	0.00	337.19	0.00%
10 E 303 1500 2110 31 000000	HS GIRLS BASKETBALL TRS	500.00	0.00	0.00	500.00	0.00	403.36	0.00%
10 E 303 1500 2110 32 000000	HS GIRLS CROSS COUNTRY	600.00	0.00	0.00	600.00	0.00	494.39	0.00%
10 E 303 1500 2110 33 000000	HS GIRLS TRACK TRS 9%	900.00	0.00	0.00	900.00	0.00	628.81	0.00%
10 E 303 1500 2110 34 000000	HS GIRLS GOLF TRS 9%	550.00	0.00	0.00	550.00	0.00	474.62	0.00%
10 E 303 1500 2110 35 000000	HS GIRLS TENNIS TRS 9%	500.00	0.00	0.00	500.00	0.00	484.51	0.00%

Expenses Monthly Short

Fiscal Year: 2024-2025
Month: August

MARION CUSD #2, IL

Account Number	Account Description	Original Budget	CY Monthly Activity	CYTD Activity	YTD Unexpended	YTD Encumbranc	Prior Fiscal Year	% of Budget
10 - EDUCATIONAL FUND								
10 E 303 1500 2110 36 000000	HS GIRLS SOCCER TRS 9%	50.00	0.00	0.00	50.00	0.00	0.00	0.00%
10 E 204 1500 2110 40 000000	JH GIRLS BASKETBALL TRS	500.00	0.00	0.00	500.00	0.00	379.68	0.00%
10 E 204 1500 2110 41 000000	JH GIRLS TRACK TRS 9%	500.00	0.00	0.00	500.00	0.00	293.75	0.00%
10 E 000 1500 2120 00 000000	ATHL: IMRF	1,500.00	117.86	230.22	1,269.78	0.00	1,256.32	15.35%
10 E 000 1500 2120 00 000001	ATHL: IMRF	600.00	0.00	0.00	600.00	0.00	542.88	0.00%
10 E 303 1500 2120 01 000000	FOOTBALL IMRF	250.00	0.00	0.00	250.00	0.00	0.00	0.00%
10 E 303 1500 2120 05 000000	HS Boys Track IMRF	1,500.00	0.00	0.00	1,500.00	0.00	-1,319.28	0.00%
10 E 303 1500 2120 06 000000	HS WRESTLING IMRF	100.00	0.00	0.00	100.00	0.00	0.00	0.00%
10 E 303 1500 2120 07 000000	HS Baseball IMRF	200.00	0.00	0.00	200.00	0.00	0.00	0.00%
10 E 303 1500 2120 15 000000	HS BOYS BASKETBALL IMRF	100.00	0.00	0.00	100.00	0.00	0.00	0.00%
10 E 303 1500 2120 31 000000	HS GIRLS BASKETBALL	200.00	0.00	0.00	200.00	0.00	192.16	0.00%
10 E 303 1500 2120 32 000000	HS Girls CC IMRF	100.00	0.00	0.00	100.00	0.00	0.00	0.00%
10 E 303 1500 2120 33 000000	HS GIRLS TRACK IMRF	500.00	0.00	0.00	500.00	0.00	496.49	0.00%
10 E 303 1500 2120 36 000000	HS Girls Soccer IMRF	500.00	0.00	0.00	500.00	0.00	473.79	0.00%
10 E 000 1500 2170 00 000000	ATHL: TRS .58%	100.00	0.00	0.00	100.00	0.00	57.58	0.00%
10 E 000 1500 2170 00 000001	ATHL: TRS .58%	150.00	0.00	0.00	150.00	0.00	77.25	0.00%
10 E 303 1500 2170 01 000000	HS FOOTBALL TRS .58%	200.00	0.00	0.00	200.00	0.00	147.98	0.00%
10 E 303 1500 2170 02 000000	HS BOYS CROSS COUNTRY	50.00	0.00	0.00	50.00	0.00	0.00	0.00%
10 E 303 1500 2170 03 000000	HS BOYS TENNIS TRS .58%	50.00	0.00	0.00	50.00	0.00	0.00	0.00%
10 E 303 1500 2170 05 000000	HS BOYS TRACK TRS .58%	100.00	0.00	0.00	100.00	0.00	0.00	0.00%
10 E 303 1500 2170 06 000000	HS WRESTLING TRS .58%	50.00	0.00	0.00	50.00	0.00	0.00	0.00%
10 E 303 1500 2170 07 000000	HS BASEBALL TRS .58%	100.00	0.00	0.00	100.00	0.00	25.97	0.00%
10 E 303 1500 2170 08 000000	HS SOFTBALL TRS .58%	100.00	0.00	0.00	100.00	0.00	67.33	0.00%
10 E 303 1500 2170 09 000000	HS FISHING TRS .58%	50.00	0.00	0.00	50.00	0.00	6.16	0.00%
10 E 303 1500 2170 10 000000	HS Bowling TRS .58%	50.00	0.00	0.00	50.00	0.00	30.59	0.00%
10 E 303 1500 2170 11 000000	HS VOLLEYBALL TRS .58%	50.00	0.00	0.00	50.00	0.00	25.95	0.00%
10 E 303 1500 2170 12 000000	HS BOYS GOLF TRS .58%	50.00	0.00	0.00	50.00	0.00	31.52	0.00%
10 E 303 1500 2170 13 000000	CHEERLEADING TRS .58%	50.00	0.00	0.00	50.00	0.00	0.00	0.00%
10 E 303 1500 2170 14 000000	HS DANCE/POM TRS .58%	75.00	0.00	0.00	75.00	0.00	69.13	0.00%
10 E 303 1500 2170 15 000000	HS BOYS BASKETBALL TRS	150.00	0.00	0.00	150.00	0.00	118.76	0.00%
10 E 204 1500 2170 20 000000	JH BOYS BASKETBALL TRS	100.00	0.00	0.00	100.00	0.00	55.17	0.00%
10 E 204 1500 2170 21 000000	JH BASEBALL TRS .58%	50.00	0.00	0.00	50.00	0.00	38.21	0.00%

Expenses Monthly Short

Fiscal Year: 2024-2025
Month: August

MARION CUSD #2, IL

Account Number	Account Description	Original Budget	CY Monthly Activity	CYTD Activity	YTD Unexpended	YTD Encumbranc	Prior Fiscal Year	% of Budget
10 - EDUCATIONAL FUND								
10 E 204 1500 2170 22 000000	JH SOFTBALL TRS .58%	50.00	0.00	0.00	50.00	0.00	22.08	0.00%
10 E 204 1500 2170 23 000000	JH VOLLEYBALL TRS .58%	50.00	0.00	0.00	50.00	0.00	0.00	0.00%
10 E 204 1500 2170 24 000000	JH CHEERLEADING TRS .	50.00	0.00	0.00	50.00	0.00	0.00	0.00%
10 E 204 1500 2170 25 000000	JH DANCE/POM PON TRS .	50.00	0.00	0.00	50.00	0.00	0.00	0.00%
10 E 204 1500 2170 26 000000	JH BOYS TRACK TRS .58%	50.00	0.00	0.00	50.00	0.00	25.47	0.00%
10 E 204 1500 2170 27 000000	JH BOYS CROSS COUNTRY	50.00	0.00	0.00	50.00	0.00	21.82	0.00%
10 E 303 1500 2170 31 000000	HS GIRLS BASKETBALL TRS	50.00	0.00	0.00	50.00	0.00	26.00	0.00%
10 E 303 1500 2170 32 000000	HS GIRLS CROSS COUNTRY	50.00	0.00	0.00	50.00	0.00	31.91	0.00%
10 E 303 1500 2170 33 000000	HS GIRLS TRACK TRS .58%	50.00	0.00	0.00	50.00	0.00	40.54	0.00%
10 E 303 1500 2170 34 000000	HS GIRLS GOLF TRS .58%	50.00	0.00	0.00	50.00	0.00	30.68	0.00%
10 E 303 1500 2170 35 000000	HS GIRLS TENNIS TRS .	50.00	0.00	0.00	50.00	0.00	31.21	0.00%
10 E 303 1500 2170 36 000000	HS GIRLS SOCCER TRS .	50.00	0.00	0.00	50.00	0.00	0.00	0.00%
10 E 204 1500 2170 40 000000	JH GIRLS BASKETBALL TRS	50.00	0.00	0.00	50.00	0.00	24.48	0.00%
10 E 204 1500 2170 41 000000	JH GIRLS TRACK TRS .58%	50.00	0.00	0.00	50.00	0.00	18.90	0.00%
10 E 303 1500 2220 07 000000	HS BASEBALL HEALTH INS	0.00	64.72	126.36	-126.36	0.00	554.76	
10 E 303 1500 2220 10 000000	HS BOWLINGL HEALTH INS	0.00	90.09	175.89	-175.89	0.00	772.20	
10 E 303 1500 2220 33 000000	HS Girls Track Health	0.00	0.00	0.00	0.00	0.00	108.34	
10 E 000 1500 2250 00 000000	ATHL: HEALTH INS .5%	200.00	0.00	0.00	200.00	0.00	155.37	0.00%
10 E 000 1500 2250 00 000001	ATHL: HEAL.INS. .5%	250.00	0.00	0.00	250.00	0.00	208.68	0.00%
10 E 303 1500 2250 01 000000	HS FOOTBALL TRS HEALTH	425.00	0.00	0.00	425.00	0.00	400.61	0.00%
10 E 303 1500 2250 02 000000	HS BOYS CROSS COUNTRY	50.00	0.00	0.00	50.00	0.00	0.00	0.00%
10 E 303 1500 2250 03 000000	HS BOYS TENNIS TRS	50.00	0.00	0.00	50.00	0.00	0.00	0.00%
10 E 303 1500 2250 05 000000	HS BOYS TRACK TRS	50.00	0.00	0.00	50.00	0.00	0.00	0.00%
10 E 303 1500 2250 06 000000	HS Wrestling TRS Health	50.00	0.00	0.00	50.00	0.00	0.00	0.00%
10 E 303 1500 2250 07 000000	HS BASEBALL TRS HEALTH	100.00	0.00	0.00	100.00	0.00	70.39	0.00%
10 E 303 1500 2250 08 000000	HS SOFTBALL TRS HEALTH	200.00	0.00	0.00	200.00	0.00	181.70	0.00%
10 E 303 1500 2250 09 000000	HS FISHING TRS HEALTH	50.00	0.00	0.00	50.00	0.00	16.56	0.00%
10 E 303 1500 2250 10 000000	HS Bowling TRS Health	100.00	0.00	0.00	100.00	0.00	82.74	0.00%
10 E 303 1500 2250 11 000000	HS VOLLEYBALL TRS	100.00	0.00	0.00	100.00	0.00	70.33	0.00%
10 E 303 1500 2250 12 000000	HS BOYS GOLF TRS HEALTH	100.00	0.00	0.00	100.00	0.00	85.42	0.00%
10 E 303 1500 2250 13 000000	CHEERLEADING TRS HEALTH	50.00	0.00	0.00	50.00	0.00	0.00	0.00%
10 E 303 1500 2250 14 000000	HS DANCE/POM TRS HEALTH	200.00	0.00	0.00	200.00	0.00	186.96	0.00%

Expenses Monthly Short

Fiscal Year: 2024-2025
Month: August

MARION CUSD #2, IL

Account Number	Account Description	Original Budget	CY Monthly Activity	CYTD Activity	YTD Unexpended	YTD Encumbranc	Prior Fiscal Year	% of Budget
10 - EDUCATIONAL FUND								
10 E 303 1500 2250 15 000000	HS BOYS BASKETBALL TRS	425.00	0.00	0.00	425.00	0.00	321.61	0.00%
10 E 204 1500 2250 20 000000	JH BOYS BASKETBALL TRS	175.00	0.00	0.00	175.00	0.00	149.04	0.00%
10 E 204 1500 2250 21 000000	JH BASEBALL TRS HEALTH	150.00	0.00	0.00	150.00	0.00	103.49	0.00%
10 E 204 1500 2250 22 000000	JH SOFTBALL TRS HEALTH	100.00	0.00	0.00	100.00	0.00	59.74	0.00%
10 E 204 1500 2250 23 000000	JH VOLLEYBALL TRS	50.00	0.00	0.00	50.00	0.00	0.00	0.00%
10 E 204 1500 2250 24 000000	JH CHEERLEADING TRS	50.00	0.00	0.00	50.00	0.00	0.00	0.00%
10 E 204 1500 2250 25 000000	JH DANCE/POM PON TRS	50.00	0.00	0.00	50.00	0.00	0.00	0.00%
10 E 204 1500 2250 26 000000	JH BOYS TRACK TRS	100.00	0.00	0.00	100.00	0.00	69.14	0.00%
10 E 204 1500 2250 27 000000	JH BOYS CROSS COUNTRY	100.00	0.00	0.00	100.00	0.00	58.80	0.00%
10 E 303 1500 2250 31 000000	HS GIRLS BASKETBALL TRS	100.00	0.00	0.00	100.00	0.00	70.39	0.00%
10 E 303 1500 2250 32 000000	HS GIRLS CC TRS HEALTH	100.00	0.00	0.00	100.00	0.00	86.19	0.00%
10 E 303 1500 2250 33 000000	HS GIRLS TRACK TRS	150.00	0.00	0.00	150.00	0.00	109.67	0.00%
10 E 303 1500 2250 34 000000	HS GIRLS GOLF TRS	100.00	0.00	0.00	100.00	0.00	82.80	0.00%
10 E 303 1500 2250 35 000000	HS GIRLS TENNIS TRS	100.00	0.00	0.00	100.00	0.00	84.49	0.00%
10 E 204 1500 2250 40 000000	JH GIRLS BASKETBALL TRS	100.00	0.00	0.00	100.00	0.00	66.24	0.00%
10 E 204 1500 2250 41 000000	JH GIRLS TRACK TRS	100.00	0.00	0.00	100.00	0.00	51.18	0.00%
10 E 303 1500 3120 00 000000	IHSA - CONTRACTUAL	15,000.00	0.00	0.00	15,000.00	0.00	11,591.70	0.00%
10 E 000 1500 3190 00 000000	ATHLETIC PURCHASED	45,000.00	0.00	0.00	45,000.00	19,284.10	25,654.10	0.00%
10 E 303 1500 3190 01 000000	HS FOOTBALL OFFICIALS	4,600.00	0.00	0.00	4,600.00	0.00	4,365.00	0.00%
10 E 303 1500 3190 02 000000	HS BOYS CROSS COUNTRY	100.00	0.00	0.00	100.00	0.00	0.00	0.00%
10 E 000 1500 3190 04 000000	HS BOYS SOCCER	3,100.00	0.00	0.00	3,100.00	0.00	2,755.00	0.00%
10 E 000 1500 3190 05 000000	HS BOYS TRACK OFFICIALS	1,500.00	0.00	0.00	1,500.00	0.00	120.00	0.00%
10 E 000 1500 3190 06 000000	WRESTLING OFFICIALS	2,800.00	0.00	0.00	2,800.00	0.00	2,410.00	0.00%
10 E 000 1500 3190 07 000000	BASEBALL OFFICIALS	4,100.00	0.00	0.00	4,100.00	0.00	3,855.00	0.00%
10 E 000 1500 3190 08 000000	SOFTBALL OFFICIALS	3,500.00	0.00	0.00	3,500.00	0.00	2,865.00	0.00%
10 E 000 1500 3190 11 000000	VOLLEYBALL OFFICIALS	2,000.00	0.00	0.00	2,000.00	0.00	1,630.00	0.00%
10 E 000 1500 3190 15 000000	HS BOYS BASKEBALL	8,000.00	0.00	0.00	8,000.00	0.00	7,450.00	0.00%
10 E 000 1500 3190 20 000000	JH BOYS BASKETBALL	2,600.00	0.00	0.00	2,600.00	0.00	1,760.00	0.00%
10 E 000 1500 3190 21 000000	JH BASEBALL OFFICIALS	1,700.00	0.00	0.00	1,700.00	0.00	1,330.00	0.00%
10 E 000 1500 3190 22 000000	JH SOFTBALL OFFICIALS	2,000.00	0.00	0.00	2,000.00	0.00	1,180.00	0.00%
10 E 000 1500 3190 23 000000	JH VOLLEYBALL OFFICIALS	1,500.00	0.00	0.00	1,500.00	0.00	910.00	0.00%
10 E 000 1500 3190 26 000000	JH BOYS TRACK OFFICIALS	1,200.00	0.00	0.00	1,200.00	0.00	810.00	0.00%

Expenses Monthly Short

Fiscal Year: 2024-2025
Month: August

MARION CUSD #2, IL

Account Number	Account Description	Original Budget	CY Monthly Activity	CYTD Activity	YTD Unexpended	YTD Encumbranc	Prior Fiscal Year	% of Budget
10 - EDUCATIONAL FUND								
10 E 000 1500 3190 27 000000	JH BOYS CROSS COUNTRY	50.00	0.00	0.00	50.00	0.00	0.00	0.00%
10 E 000 1500 3190 31 000000	HS GIRLS BASKETBALL	5,000.00	0.00	0.00	5,000.00	0.00	4,275.00	0.00%
10 E 000 1500 3190 32 000000	HS GIRLS CROSS COUNTRY	50.00	0.00	0.00	50.00	0.00	0.00	0.00%
10 E 000 1500 3190 33 000000	HS GIRLS TRACK	50.00	0.00	0.00	50.00	0.00	0.00	0.00%
10 E 000 1500 3190 36 000000	HS GIRLS SOCCER	3,000.00	0.00	0.00	3,000.00	0.00	1,990.00	0.00%
10 E 000 1500 3190 40 000000	JH GIRLS BASKETBALL	1,600.00	0.00	0.00	1,600.00	0.00	1,280.00	0.00%
10 E 000 1500 3190 41 000000	JH GIRLS TRACK	50.00	0.00	0.00	50.00	0.00	0.00	0.00%
10 E 000 1500 3230 00 000000	ATHL: REPAIR OF EQUIP	5,000.00	0.00	0.00	5,000.00	2,875.00	275.00	0.00%
10 E 000 1500 3230 01 000000	FOOTBALL REPAIR OF	5,000.00	0.00	0.00	5,000.00	0.00	0.00	0.00%
10 E 000 1500 3320 00 000000	ATHL: TRAVEL	2,000.00	0.00	0.00	2,000.00	0.00	1,060.58	0.00%
10 E 000 1500 3320 01 000000	FOOTBALL TRAVEL	1,000.00	0.00	0.00	1,000.00	0.00	0.00	0.00%
10 E 000 1500 3320 02 000000	HS BOYS CROSS COUNTRY	3,500.00	0.00	0.00	3,500.00	0.00	3,075.13	0.00%
10 E 000 1500 3320 03 000000	HS BOYS TENNIS TRAVEL	5,000.00	0.00	-267.00	5,267.00	0.00	4,077.91	-5.34%
10 E 000 1500 3320 04 000000	HS BOYS SOCCER TRAVEL	4,000.00	0.00	0.00	4,000.00	0.00	3,220.50	0.00%
10 E 000 1500 3320 05 000000	HS BOYS TRACK TRAVEL	4,000.00	0.00	0.00	4,000.00	0.00	2,145.60	0.00%
10 E 000 1500 3320 06 000000	WRESTLING TRAVEL	6,000.00	0.00	0.00	6,000.00	0.00	5,596.29	0.00%
10 E 303 1500 3320 08 000000	MHS Softball Travel	2,000.00	0.00	0.00	2,000.00	0.00	923.52	0.00%
10 E 000 1500 3320 09 000000	MHS BASS TEAM TRAVEL	1,500.00	0.00	0.00	1,500.00	0.00	1,461.85	0.00%
10 E 000 1500 3320 10 000000	BOWLING TRAVEL	500.00	0.00	0.00	500.00	0.00	0.00	0.00%
10 E 000 1500 3320 12 000000	HS BOYS GOLF TRAVEL	1,000.00	0.00	0.00	1,000.00	0.00	559.96	0.00%
10 E 000 1500 3320 13 000000	MHS Cheerleader Travel	1,000.00	0.00	0.00	1,000.00	0.00	830.34	0.00%
10 E 000 1500 3320 14 000000	DANCE/POM PON TRAVEL	4,500.00	0.00	0.00	4,500.00	0.00	3,834.88	0.00%
10 E 000 1500 3320 15 000000	HS BOYS BASKETBALL	6,000.00	41.10	41.10	5,958.90	0.00	4,947.01	0.69%
10 E 000 1500 3320 24 000000	JH CHEERLEADING TRAVEL	50.00	0.00	0.00	50.00	0.00	0.00	0.00%
10 E 000 1500 3320 25 000000	JH DANCE/POM PON TRAVEL	500.00	0.00	0.00	500.00	0.00	100.00	0.00%
10 E 000 1500 3320 31 000000	HS GIRLS BASKETBALL	1,500.00	0.00	0.00	1,500.00	0.00	1,001.28	0.00%
10 E 000 1500 3320 32 000000	HS GIRLS CROSS COUNTRY	1,500.00	0.00	0.00	1,500.00	0.00	1,245.21	0.00%
10 E 000 1500 3320 33 000000	HS GIRLS TRACK TRAVEL	1,000.00	0.00	0.00	1,000.00	0.00	330.77	0.00%
10 E 000 1500 3320 34 000000	HS GIRLS GOLF TRAVEL	4,000.00	0.00	0.00	4,000.00	0.00	3,379.93	0.00%
10 E 000 1500 3320 35 000000	HS GIRLS TENNIS TRAVEL	3,000.00	0.00	0.00	3,000.00	0.00	2,648.16	0.00%
10 E 000 1500 3600 00 000000	ATHL: PRINTING	3,000.00	0.00	0.00	3,000.00	0.00	1,680.00	0.00%
10 E 000 1500 3600 01 000000	FOOTBALL PRINTING	4,000.00	0.00	0.00	4,000.00	0.00	2,101.20	0.00%

Expenses Monthly Short

Fiscal Year: 2024-2025
Month: August

MARION CUSD #2, IL

Account Number	Account Description	Original Budget	CY Monthly Activity	CYTD Activity	YTD Unexpended	YTD Encumbranc	Prior Fiscal Year	% of Budget
10 - EDUCATIONAL FUND								
10 E 000 1500 4100 00 000000	ATHL: SUPPLIES	20,000.00	399.99	399.99	19,600.01	3,078.10	21,938.54	2.00%
10 E 000 1500 4100 01 000000	FOOTBALL SUPPLIES	15,000.00	2,722.21	2,722.21	12,277.79	9,270.67	22,187.66	18.15%
10 E 000 1500 4100 02 000000	HS BOYS CROSS COUNTRY	1,500.00	0.00	0.00	1,500.00	0.00	1,346.00	0.00%
10 E 000 1500 4100 03 000000	HS BOYS TENNIS SUPPLIES	2,000.00	0.00	0.00	2,000.00	0.00	1,878.70	0.00%
10 E 000 1500 4100 04 000000	HS BOYS SOCCER SUPPLIES	5,000.00	1,660.00	1,660.00	3,340.00	0.00	2,398.49	33.20%
10 E 000 1500 4100 05 000000	HS BOYS TRACK SUPPLIES	5,000.00	0.00	0.00	5,000.00	0.00	5,500.00	0.00%
10 E 000 1500 4100 06 000000	WRESTLING SUPPLIES	2,000.00	0.00	0.00	2,000.00	0.00	0.00	0.00%
10 E 000 1500 4100 07 000000	BASEBALL SUPPLIES	5,000.00	0.00	0.00	5,000.00	0.00	2,914.80	0.00%
10 E 000 1500 4100 08 000000	SOFTBALL SUPPLIES	2,000.00	0.00	0.00	2,000.00	0.00	1,059.79	0.00%
10 E 000 1500 4100 09 000000	FISHING SUPPLIES	100.00	0.00	0.00	100.00	0.00	0.00	0.00%
10 E 000 1500 4100 10 000000	BOWLING SUPPLIES	1,500.00	0.00	0.00	1,500.00	0.00	1,449.50	0.00%
10 E 000 1500 4100 11 000000	VOLLEYBALL SUPPLIES	2,000.00	0.00	0.00	2,000.00	8,378.03	434.60	0.00%
10 E 000 1500 4100 12 000000	HS BOYS GOLF SUPPLIES	1,325.00	780.35	1,309.31	15.69	528.96	414.38	98.82%
10 E 000 1500 4100 13 000000	CHEERLEADING SUPPLIES	4,000.00	0.00	0.00	4,000.00	0.00	6,187.80	0.00%
10 E 000 1500 4100 14 000000	DANCE/POM PON SUPPLIES	4,000.00	597.54	597.54	3,402.46	597.54	3,882.05	14.94%
10 E 000 1500 4100 15 000000	HS BOYS BASKETBALL	6,000.00	4,880.00	4,880.00	1,120.00	0.00	3,771.13	81.33%
10 E 000 1500 4100 20 000000	JH BOYS BASKETBALL	3,000.00	3,825.00	3,825.00	-825.00	0.00	1,264.75	127.
10 E 000 1500 4100 21 000000	JH BASEBALL SUPPLIES	3,000.00	1,379.80	1,379.80	1,620.20	0.00	3,362.49	45.99%
10 E 000 1500 4100 22 000000	JH SOFTBALL SUPPLIES	2,200.00	1,391.02	1,391.02	808.98	0.00	1,111.79	63.23%
10 E 000 1500 4100 23 000000	JH VOLLEYBALL SUPPLIES	1,000.00	0.00	0.00	1,000.00	0.00	0.00	0.00%
10 E 000 1500 4100 24 000000	JH CHEERLEADING	1,000.00	0.00	0.00	1,000.00	0.00	0.00	0.00%
10 E 000 1500 4100 25 000000	JH DANCE/POM PON	2,000.00	0.00	0.00	2,000.00	0.00	1,947.35	0.00%
10 E 000 1500 4100 26 000000	JH BOYS TRACK SUPPLIES	1,500.00	0.00	0.00	1,500.00	0.00	0.00	0.00%
10 E 000 1500 4100 27 000000	JH BOYS CROSS COUNTRY	200.00	0.00	0.00	200.00	4,400.00	104.90	0.00%
10 E 000 1500 4100 31 000000	HS GIRLS BASKETBALL	5,000.00	3,765.00	3,765.00	1,235.00	0.00	2,107.01	75.30%
10 E 000 1500 4100 32 000000	HS GIRLS CROSS COUNTRY	1,000.00	0.00	0.00	1,000.00	0.00	1,244.95	0.00%
10 E 000 1500 4100 33 000000	HS GIRLS TRACK SUPPLIES	3,000.00	0.00	0.00	3,000.00	0.00	1,624.00	0.00%
10 E 000 1500 4100 34 000000	HS GIRLS GOLF SUPPLIES	1,000.00	0.00	0.00	1,000.00	694.80	1,156.90	0.00%
10 E 000 1500 4100 35 000000	HS GIRLS TENNIS	1,500.00	6,143.78	6,143.78	-4,643.78	3,844.17	1,326.44	409.
10 E 000 1500 4100 36 000000	HS GIRLS SOCCER	3,000.00	0.00	0.00	3,000.00	0.00	972.75	0.00%
10 E 000 1500 4100 40 000000	JH GIRLS BASKETBALL	3,000.00	0.00	0.00	3,000.00	0.00	877.90	0.00%
10 E 000 1500 4100 41 000000	JH GIRLS TRACK SUPPLIES	2,000.00	0.00	0.00	2,000.00	0.00	0.00	0.00%

Expenses Monthly Short

Fiscal Year: 2024-2025
Month: August

MARION CUSD #2, IL

Account Number	Account Description	Original Budget	CY Monthly Activity	CYTD Activity	YTD Unexpended	YTD Encumbranc	Prior Fiscal Year	% of Budget
10 - EDUCATIONAL FUND								
10 E 000 1500 4100 42 000000	JH GIRLS CROSS COUNTRY	100.00	0.00	0.00	100.00	0.00	0.00	0.00%
10 E 000 1500 4110 00 000000	ATHL: AWARDS	9,500.00	0.00	0.00	9,500.00	0.00	0.00	0.00%
10 E 000 1500 4110 01 000000	FOOTBALL AWARDS	400.00	0.00	0.00	400.00	0.00	248.00	0.00%
10 E 000 1500 4110 02 000000	HS BOYS CROSS COUNTRY	200.00	0.00	0.00	200.00	0.00	182.00	0.00%
10 E 000 1500 4110 03 000000	HS BOYS TENNIS AWARDS	300.00	0.00	0.00	300.00	0.00	201.50	0.00%
10 E 000 1500 4110 04 000000	HS BOYS SOCCER AWARDS	200.00	0.00	0.00	200.00	0.00	124.00	0.00%
10 E 000 1500 4110 05 000000	HS BOYS TRACK AWARDS	200.00	0.00	0.00	200.00	0.00	191.00	0.00%
10 E 000 1500 4110 06 000000	WRESTLING AWARDS	200.00	0.00	0.00	200.00	0.00	105.00	0.00%
10 E 000 1500 4110 07 000000	BASEBALL AWARDS	200.00	0.00	0.00	200.00	0.00	108.50	0.00%
10 E 000 1500 4110 08 000000	SOFTBALL AWARDS	200.00	0.00	0.00	200.00	0.00	242.40	0.00%
10 E 000 1500 4110 09 000000	FISHING AWARDS	100.00	0.00	0.00	100.00	0.00	93.00	0.00%
10 E 000 1500 4110 10 000000	BOWLING AWARDS	200.00	0.00	0.00	200.00	0.00	187.00	0.00%
10 E 000 1500 4110 11 000000	VOLLEYBALL AWARDS	250.00	0.00	0.00	250.00	0.00	147.50	0.00%
10 E 000 1500 4110 12 000000	HS BOYS GOLF AWARDS	100.00	0.00	0.00	100.00	0.00	91.50	0.00%
10 E 000 1500 4110 13 000000	CHEERLEADING AWARDS	250.00	0.00	0.00	250.00	0.00	77.50	0.00%
10 E 000 1500 4110 14 000000	DANCE/POM PON AWARDS	200.00	0.00	0.00	200.00	0.00	77.50	0.00%
10 E 000 1500 4110 15 000000	HS BOYS BASKETBALL	250.00	0.00	0.00	250.00	0.00	246.25	0.00%
10 E 000 1500 4110 20 000000	JH BOYS BASKETBALL	300.00	0.00	0.00	300.00	0.00	0.00	0.00%
10 E 000 1500 4110 21 000000	JH BASEBALL AWARDS	200.00	0.00	0.00	200.00	0.00	55.00	0.00%
10 E 000 1500 4110 22 000000	JH SOFTBALL AWARDS	200.00	0.00	0.00	200.00	0.00	294.00	0.00%
10 E 000 1500 4110 23 000000	JH VOLLEYBALL AAWARDS	200.00	0.00	0.00	200.00	0.00	218.40	0.00%
10 E 000 1500 4110 24 000000	JH CHEERLEADING AWARDS	200.00	0.00	0.00	200.00	0.00	141.05	0.00%
10 E 000 1500 4110 25 000000	JH DANCE/POM PON AWARDS	300.00	0.00	0.00	300.00	0.00	294.34	0.00%
10 E 000 1500 4110 26 000000	JH BOYS TRACK AWARDS	500.00	0.00	0.00	500.00	0.00	241.79	0.00%
10 E 000 1500 4110 27 000000	JH BOYS CROSS COUNTRY	500.00	0.00	0.00	500.00	0.00	225.00	0.00%
10 E 000 1500 4110 31 000000	HS GIRLS BASKETBALL	200.00	0.00	0.00	200.00	0.00	115.00	0.00%
10 E 000 1500 4110 32 000000	HS GIRLS CROSS COUNTRY	100.00	0.00	0.00	100.00	0.00	46.50	0.00%
10 E 000 1500 4110 33 000000	HS GIRLS TRACK AWARDS	150.00	70.00	70.00	80.00	0.00	93.00	46.67%
10 E 000 1500 4110 34 000000	HS GIRLS GOLF AWARDS	250.00	0.00	0.00	250.00	0.00	0.00	0.00%
10 E 000 1500 4110 35 000000	HS GIRLS TENNIS AWARDS	300.00	0.00	0.00	300.00	0.00	205.00	0.00%
10 E 000 1500 4110 36 000000	HS GIRLS SOCCER AWARDS	250.00	0.00	0.00	250.00	0.00	77.50	0.00%
10 E 000 1500 4110 40 000000	JH GIRLS BASKETBALL	400.00	0.00	0.00	400.00	0.00	0.00	0.00%

Expenses Monthly Short

Fiscal Year: 2024-2025
Month: August

MARION CUSD #2, IL

Account Number	Account Description	Original Budget	CY Monthly Activity	CYTD Activity	YTD Unexpended	YTD Encumbranc	Prior Fiscal Year	% of Budget
10 - EDUCATIONAL FUND								
10 E 000 1500 4110 42 000000	JH GIRLS CROSS COUNTRY	200.00	0.00	0.00	200.00	0.00	0.00	0.00%
10 E 000 1500 4120 01 000000	FOOTBALL MEALS	1,000.00	0.00	0.00	1,000.00	0.00	492.73	0.00%
10 E 000 1500 4120 02 000000	HS BOYS CROSS COUNTRY	1,500.00	0.00	0.00	1,500.00	0.00	1,494.81	0.00%
10 E 000 1500 4120 03 000000	HS BOYS TENNIS MEALS	2,000.00	0.00	0.00	2,000.00	0.00	1,879.66	0.00%
10 E 000 1500 4120 04 000000	HS BOYS SOCCER MEALS	2,000.00	0.00	0.00	2,000.00	0.00	1,913.00	0.00%
10 E 000 1500 4120 05 000000	HS BOYS TRACK	2,000.00	0.00	0.00	2,000.00	0.00	1,931.76	0.00%
10 E 000 1500 4120 06 000000	WRESTLING AWARDS/MEALS	3,600.00	0.00	0.00	3,600.00	0.00	3,522.00	0.00%
10 E 000 1500 4120 07 000000	BASEBALL AWARDS/MEALS	500.00	259.00	259.00	241.00	0.00	496.74	51.80%
10 E 000 1500 4120 08 000000	SOFTBALL AWARDS/MEALS	1,200.00	0.00	0.00	1,200.00	0.00	1,105.00	0.00%
10 E 000 1500 4120 09 000000	FISHING AWARDS/MEALS	800.00	0.00	0.00	800.00	0.00	635.00	0.00%
10 E 000 1500 4120 10 000000	BOWLING AWARDS/MEALS	800.00	0.00	0.00	800.00	0.00	488.34	0.00%
10 E 000 1500 4120 11 000000	VOLLEYBALL AWARDS/MEALS	800.00	0.00	0.00	800.00	0.00	408.90	0.00%
10 E 000 1500 4120 12 000000	HS BOYS GOLF	500.00	0.00	0.00	500.00	0.00	396.00	0.00%
10 E 000 1500 4120 13 000000	CHEERLEADING	1,000.00	0.00	0.00	1,000.00	0.00	860.00	0.00%
10 E 000 1500 4120 14 000000	DANCE/POM PON	2,000.00	0.00	0.00	2,000.00	0.00	1,825.00	0.00%
10 E 000 1500 4120 15 000000	HS BOYS BASKETBALL	3,500.00	0.00	0.00	3,500.00	0.00	3,493.03	0.00%
10 E 000 1500 4120 20 000000	JH BOYS BASKETBALL	275.00	0.00	0.00	275.00	0.00	263.43	0.00%
10 E 000 1500 4120 21 000000	JH BASEBALL	50.00	0.00	0.00	50.00	0.00	0.00	0.00%
10 E 000 1500 4120 22 000000	JH SOFTBALL	150.00	0.00	0.00	150.00	0.00	75.00	0.00%
10 E 000 1500 4120 23 000000	JH VOLLEYBALL	200.00	0.00	0.00	200.00	0.00	99.00	0.00%
10 E 000 1500 4120 26 000000	JH BOYS TRACK	500.00	0.00	0.00	500.00	0.00	0.00	0.00%
10 E 000 1500 4120 31 000000	HS GIRLS BASKETBALL	1,000.00	0.00	0.00	1,000.00	0.00	1,014.00	0.00%
10 E 000 1500 4120 32 000000	HS GIRLS CROSS COUNTRY	1,000.00	0.00	0.00	1,000.00	0.00	715.49	0.00%
10 E 000 1500 4120 33 000000	HS GIRLS TRACK	2,000.00	0.00	0.00	2,000.00	0.00	2,190.68	0.00%
10 E 000 1500 4120 34 000000	HS GIRLS GOLF	1,000.00	0.00	0.00	1,000.00	0.00	376.79	0.00%
10 E 000 1500 4120 35 000000	HS GIRLS TENNIS	1,000.00	0.00	0.00	1,000.00	0.00	926.57	0.00%
10 E 303 1500 4120 36 000000	HS GIRLS SOCCER MEALS	300.00	0.00	0.00	300.00	0.00	252.00	0.00%
10 E 000 1500 4120 40 000000	JH GIRLS BASKETBALL	200.00	0.00	0.00	200.00	0.00	0.00	0.00%
10 E 000 1500 5400 00 000000	ATHL: CAP OUT	10,000.00	0.00	7,337.55	2,662.45	6,365.32	3,277.86	73.38%
10 E 000 1500 5400 02 000000	BOYS CROSS COUNTRY CAP	600.00	0.00	0.00	600.00	0.00	0.00	0.00%
10 E 000 1500 5400 05 000000	HS BOYS TRACK CAPITAL	3,000.00	0.00	0.00	3,000.00	0.00	0.00	0.00%
10 E 000 1500 5400 06 000000	WRESTLING CAPITAL	1,000.00	0.00	0.00	1,000.00	0.00	11,150.00	0.00%

Expenses Monthly Short

Fiscal Year: 2024-2025
Month: August

MARION CUSD #2, IL

Account Number	Account Description	Original Budget	CY Monthly Activity	CYTD Activity	YTD Unexpended	YTD Encumbranc	Prior Fiscal Year	% of Budget
10 - EDUCATIONAL FUND								
10 E 000 1500 5400 07 000000	BASEBALL CAPITAL OUTLAY	1,500.00	0.00	0.00	1,500.00	1,411.85	0.00	0.00%
10 E 000 1500 5400 08 000000	SOFTBALL CAPITAL OUTLAY	2,200.00	0.00	0.00	2,200.00	0.00	0.00	0.00%
10 E 000 1500 5400 11 000000	VOLLEYBALL CAPITAL	1,000.00	0.00	0.00	1,000.00	0.00	0.00	0.00%
10 E 000 1500 5400 33 000000	HS GIRLS TRACK CAPTIAL	1,000.00	0.00	0.00	1,000.00	0.00	0.00	0.00%
10 E 000 1500 6400 00 000000	ATHL: DUES/FEES	22,000.00	0.00	2,000.00	20,000.00	3,275.00	19,825.84	9.09%
10 E 000 1500 6400 01 000000	FOOTBALL DUES/FEES	500.00	0.00	0.00	500.00	0.00	210.00	0.00%
10 E 000 1500 6400 02 000000	HS BOYS CROSS COUNTRY	1,500.00	0.00	0.00	1,500.00	0.00	1,417.75	0.00%
10 E 000 1500 6400 03 000000	HS BOYS TENNIS	200.00	0.00	0.00	200.00	0.00	180.00	0.00%
10 E 000 1500 6400 04 000000	HS BOYS SOCCER	500.00	0.00	0.00	500.00	0.00	300.00	0.00%
10 E 000 1500 6400 05 000000	HS BOYS TRACK DUES/FEES	3,500.00	0.00	0.00	3,500.00	0.00	3,246.08	0.00%
10 E 000 1500 6400 06 000000	WRESTLING DUES/FEES	2,500.00	0.00	0.00	2,500.00	0.00	2,331.00	0.00%
10 E 000 1500 6400 07 000000	BASEBALL DUES/FEES	3,500.00	0.00	0.00	3,500.00	0.00	3,250.00	0.00%
10 E 000 1500 6400 08 000000	SOFTBALL DUES/FEES	700.00	0.00	0.00	700.00	0.00	675.00	0.00%
10 E 000 1500 6400 09 000000	FISHING DUES/FEES	800.00	0.00	0.00	800.00	0.00	800.00	0.00%
10 E 000 1500 6400 10 000000	BOWLING DUES/FEES	1,200.00	0.00	0.00	1,200.00	0.00	1,200.00	0.00%
10 E 000 1500 6400 11 000000	VOLLEYBALL DUES/FEES	1,000.00	0.00	0.00	1,000.00	0.00	1,000.00	0.00%
10 E 000 1500 6400 12 000000	HS BOYS GOLF DUES/FEES	1,500.00	0.00	0.00	1,500.00	0.00	716.00	0.00%
10 E 000 1500 6400 14 000000	DANCE/POM PON DUES AND	450.00	0.00	0.00	450.00	0.00	150.00	0.00%
10 E 000 1500 6400 15 000000	HS BOYS BASKETBALL	500.00	0.00	0.00	500.00	0.00	0.00	0.00%
10 E 000 1500 6400 20 000000	JH BOYS BASKETBALL	50.00	0.00	0.00	50.00	0.00	0.00	0.00%
10 E 000 1500 6400 21 000000	JH BASEBALL DUES/FEES	150.00	0.00	0.00	150.00	0.00	0.00	0.00%
10 E 000 1500 6400 23 000000	JH VOLLEYBALL DUES/FEES	300.00	0.00	0.00	300.00	0.00	150.00	0.00%
10 E 000 1500 6400 25 000000	JH DANCE/POM POM	400.00	0.00	0.00	400.00	0.00	400.00	0.00%
10 E 000 1500 6400 26 000000	JH BOYS TRACK DUES/FEES	400.00	0.00	0.00	400.00	0.00	376.25	0.00%
10 E 000 1500 6400 27 000000	JH BOYS CROSS COUNTRY	550.00	0.00	0.00	550.00	0.00	525.00	0.00%
10 E 000 1500 6400 31 000000	HS GIRLS BASKETBALL	400.00	0.00	0.00	400.00	0.00	400.00	0.00%
10 E 000 1500 6400 32 000000	HS GIRLS CROSS COUNTRY	600.00	0.00	0.00	600.00	0.00	562.50	0.00%
10 E 000 1500 6400 33 000000	HS GIRLS TRACK	2,000.00	0.00	0.00	2,000.00	0.00	1,985.04	0.00%
10 E 000 1500 6400 34 000000	HS GIRLS GOLF DUES/FEES	1,500.00	0.00	0.00	1,500.00	0.00	1,305.00	0.00%
10 E 000 1500 6400 35 000000	HS GIRLS TENNIS	150.00	0.00	0.00	150.00	0.00	135.00	0.00%
10 E 000 1500 6400 36 000000	HS GIRLS SOCCER	650.00	0.00	0.00	650.00	0.00	250.00	0.00%
10 E 000 1500 6400 40 000000	JH GIRLS BASKETBALL	250.00	0.00	0.00	250.00	0.00	229.50	0.00%

Expenses Monthly Short

Fiscal Year: 2024-2025
Month: August

MARION CUSD #2, IL

Account Number	Account Description	Original Budget	CY Monthly Activity	CYTD Activity	YTD Unexpended	YTD Encumbranc	Prior Fiscal Year	% of Budget
10 - EDUCATIONAL FUND								
10 E 000 1500 6400 42 000000	JH GIRLS CROSS COUNTRY	100.00	0.00	0.00	100.00	0.00	100.00	0.00%
10 E 000 1501 1120 00 000000	ADAMS: ATHL: COACHES	65,000.00	2,515.72	5,031.44	59,968.56	0.00	56,513.80	7.74%
10 E 000 1501 2110 00 000000	ADAMS: ATHL: TRS 9%	3,500.00	0.00	0.00	3,500.00	0.00	2,948.41	0.00%
10 E 000 1501 2120 00 000000	ADAMS: ATHL: IMRF	550.00	0.00	0.00	550.00	0.00	418.96	0.00%
10 E 000 1501 2170 00 000000	ADAMS: ATHL: TRS .58%	200.00	0.00	0.00	200.00	0.00	189.96	0.00%
10 E 000 1501 2220 00 000000	Adams: Athl Health Ins	0.00	69.55	135.79	-135.79	0.00	662.40	
10 E 000 1501 2250 00 000000	ADAMS: ATHL: TRS INS	550.00	0.00	0.00	550.00	0.00	514.17	0.00%
10 E 000 1501 3190 00 000000	ADAMS: ATHL: OFFICIALS	6,500.00	150.50	150.50	6,349.50	0.00	5,946.95	2.32%
10 E 000 1501 4100 00 000000	ADAMS: ATHL: SUPPLIES	25,000.00	1,688.94	1,688.94	23,311.06	159.47	13,012.63	6.76%
10 E 000 1501 6400 00 000000	ADAMS: ATHL: DUES/FEES	3,500.00	0.00	0.00	3,500.00	0.00	1,879.36	0.00%
10 E 000 1600 1120 00 000002	JH SUM SCH SALARY:	10,000.00	0.00	0.00	10,000.00	0.00	0.00	0.00%
10 E 000 1600 1120 00 000003	HS SUM SCH SALARY:	35,000.00	0.00	0.00	35,000.00	0.00	0.00	0.00%
10 E 000 1600 2110 00 000002	JH SUMMER SCHHOL TRS 9%	1,000.00	0.00	0.00	1,000.00	0.00	0.00	0.00%
10 E 000 1600 2110 00 000003	HS SUMMER SCHOOL TRS 9%	3,500.00	0.00	0.00	3,500.00	0.00	0.00	0.00%
10 E 000 1600 2170 00 000002	JH SUMMER SCHOOL TRS .	75.00	0.00	0.00	75.00	0.00	0.00	0.00%
10 E 000 1600 2170 00 000003	HS SUMMER SCHOOL TRS .	225.00	0.00	0.00	225.00	0.00	0.00	0.00%
10 E 000 1600 2250 00 000002	JH SUMMER SCHOOL TRS	200.00	0.00	0.00	200.00	0.00	0.00	0.00%
10 E 000 1600 2250 00 000003	HS SUMMER SCHOOL TRS	700.00	0.00	0.00	700.00	0.00	0.00	0.00%
10 E 941 2110 1120 00 000000	MCKINNEY VENTO GRANT	0.00	0.00	0.00	0.00	0.00	4,200.00	
10 E 902 2110 1140 30 105000	Title I Adams	1,334.00	666.76	1,333.52	0.48	0.00	666.76	99.96%
10 E 902 2110 1140 30 107000	Title I Jefferson	2,667.00	1,333.50	2,667.00	0.00	0.00	1,333.50	100.
10 E 902 2110 1140 30 108000	Title I Lincoln	1,334.00	666.76	1,333.52	0.48	0.00	666.76	99.96%
10 E 902 2110 1140 30 110000	Title I Washington	13,374.00	666.72	1,333.44	12,040.56	0.00	666.72	9.97%
10 E 902 2110 2110 30 105000	AD TITLE I TRS 9	0.00	0.00	0.00	0.00	0.00	197.83	
10 E 902 2110 2110 30 107000	JE TITLE I TRS 9	0.00	0.00	0.00	0.00	0.00	395.65	
10 E 902 2110 2110 30 108000	LI TITLE I TRS 9	0.00	0.00	0.00	0.00	0.00	197.83	
10 E 902 2110 2110 30 110000	WA TITLE I TRS 9	0.00	0.00	0.00	0.00	0.00	197.82	
10 E 902 2110 2170 30 105000	AD TITLE I TRS .58	0.00	0.00	0.00	0.00	0.00	12.77	
10 E 902 2110 2170 30 107000	JE TITLE I TRS .58	0.00	0.00	0.00	0.00	0.00	25.52	
10 E 902 2110 2170 30 108000	LI TITLE I TRS .58	0.00	0.00	0.00	0.00	0.00	12.77	
10 E 902 2110 2170 30 110000	WA TITLE I TRS .58	0.00	0.00	0.00	0.00	0.00	12.73	
10 E 941 2110 2220 00 000000	McKinney Vento Health	0.00	0.00	0.00	0.00	0.00	670.08	

Expenses Monthly Short

Fiscal Year: 2024-2025
Month: August

MARION CUSD #2, IL

Account Number	Account Description	Original Budget	CY Monthly Activity	CYTD Activity	YTD Unexpended	YTD Encumbranc	Prior Fiscal Year	% of Budget
10 - EDUCATIONAL FUND								
10 E 902 2110 2220 30 105000	AD TITLE I HEALTH INS	400.00	209.26	408.56	-8.56	0.00	199.30	102.
10 E 902 2110 2220 30 107000	JE TITLE I HEALTH INS	800.00	418.52	817.12	-17.12	0.00	398.60	102.
10 E 902 2110 2220 30 108000	LI TITLE I HEALTH INS	400.00	209.26	408.56	-8.56	0.00	199.30	102.
10 E 902 2110 2220 30 110000	WA TITLE I HEALTH INS	400.00	209.26	408.54	-8.54	0.00	199.28	102.
10 E 902 2110 2250 30 105000	AD TITLE I TRS HEALTH	0.00	0.00	0.00	0.00	0.00	34.51	
10 E 902 2110 2250 30 107000	JE TITLE I TRS HEALTH	0.00	0.00	0.00	0.00	0.00	69.02	
10 E 902 2110 2250 30 108000	LI TITLE I TRS HEALTH	0.00	0.00	0.00	0.00	0.00	34.51	
10 E 902 2110 2250 30 110000	WA TITLE I TRS HEALTH	0.00	0.00	0.00	0.00	0.00	34.51	
10 E 105 2122 1120 00 000000	ADAMS PUPIL SERV SALARY	79,500.00	6,397.08	12,794.16	66,705.84	0.00	76,414.12	16.09%
10 E 107 2122 1120 00 000000	JEFFERSON PUPIL SERV	55,000.00	2,123.16	4,246.32	50,753.68	0.00	21,231.60	7.72%
10 E 108 2122 1120 00 000000	LINCOLN PUP SERV SALARY	75,500.00	5,953.34	11,906.68	63,593.32	0.00	71,110.08	15.77%
10 E 110 2122 1120 00 000000	WASHINGTON PUPIL SERV	0.00	560.00	1,120.00	-1,120.00	0.00	5,600.00	
10 E 204 2122 1120 00 000000	JH PUPIL SERV SALARY	137,500.00	11,070.00	22,140.00	115,360.00	0.00	132,046.68	16.10%
10 E 303 2122 1120 00 000000	HS PUPIL SERV SALARY	454,000.00	34,598.76	69,197.52	384,802.48	0.00	408,696.44	15.24%
10 E 930 2122 1120 00 107000	TITLE I PUPIL SALARY	0.00	0.00	0.00	0.00	0.00	9,433.32	
10 E 930 2122 1120 00 109000	TITLE I PUPIL SALARY	0.00	0.00	0.00	0.00	0.00	9,296.68	
10 E 930 2122 1120 00 110000	TITLE I PUPIL SALARY	0.00	0.00	0.00	0.00	0.00	4,200.00	
10 E 902 2122 1120 30 000000	TITLE I SALARY	9,210.00	1,691.26	3,382.52	5,827.48	0.00	16,912.60	36.73%
10 E 902 2122 1120 30 109000	LONGFELLOW TITLE I	0.00	7,515.58	15,031.16	-15,031.16	0.00	75,155.80	
10 E 930 2122 1120 30 000000	TITLE I:PUPIL SERV. SAL	32,473.00	0.00	0.00	32,473.00	0.00	0.00	0.00%
10 E 105 2122 1130 00 000000	ADAMS PUPIL SERV	5,100.00	416.54	833.08	4,266.92	0.00	4,987.08	16.33%
10 E 204 2122 1130 00 000000	JH PUPIL SERV INCREMENT	5,000.00	404.04	808.08	4,191.92	0.00	4,837.08	16.16%
10 E 303 2122 1130 00 000000	HS PUPIL SERV INCREMENT	30,000.00	2,340.78	4,681.56	25,318.44	0.00	28,023.60	15.61%
10 E 902 2122 2100 30 000000	TITLE I FEDERAL TRS	0.00	0.00	0.00	0.00	0.00	2,364.00	
10 E 902 2122 2100 30 105000	AD TITLE I PUPIL SERV	3,800.00	0.00	0.00	3,800.00	0.00	0.00	0.00%
10 E 902 2122 2100 30 109000	LO TITLE I PUPIL SERV	0.00	0.00	0.00	0.00	0.00	10,505.28	
10 E 105 2122 2110 00 000000	ADAMS PUPIL SERV TRS	8,400.00	0.00	0.00	8,400.00	0.00	8,086.54	0.00%
10 E 107 2122 2110 00 000000	JEFFERSON PUPIL SERV	5,500.00	0.00	0.00	5,500.00	0.00	2,519.77	0.00%
10 E 108 2122 2110 00 000000	LINCOLN PUPIL SERV TRS	7,500.00	0.00	0.00	7,500.00	0.00	7,065.58	0.00%
10 E 110 2122 2110 00 000000	WASHINGTON PUPIL SERV	0.00	0.00	0.00	0.00	0.00	664.57	
10 E 204 2122 2110 00 000000	JH PUPIL SERV TRS	14,100.00	0.00	0.00	14,100.00	0.00	13,617.59	0.00%
10 E 303 2122 2110 00 000000	HS PUPIL SERV TRS 9%	47,900.00	0.00	0.00	47,900.00	0.00	43,840.43	0.00%

Expenses Monthly Short

Fiscal Year: 2024-2025
Month: August

MARION CUSD #2, IL

Account Number	Account Description	Original Budget	CY Monthly Activity	CYTD Activity	YTD Unexpended	YTD Encumbranc	Prior Fiscal Year	% of Budget
10 - EDUCATIONAL FUND								
10 E 902 2122 2110 30 000000	TITLE I 9% TRS	3,225.00	0.00	0.00	3,225.00	0.00	2,007.14	0.00%
10 E 902 2122 2110 30 109000	LO TITLE I PUPIL SERV	0.00	0.00	0.00	0.00	0.00	8,919.60	
10 E 105 2122 2170 00 000000	ADAMS PUPIL SERV TRS .	540.00	0.00	0.00	540.00	0.00	521.74	0.00%
10 E 107 2122 2170 00 000000	JEFFERSON PUP SERV TRS	360.00	0.00	0.00	360.00	0.00	162.55	0.00%
10 E 108 2122 2170 00 000000	LINCOLN PUPIL SERV TRS	500.00	0.00	0.00	500.00	0.00	455.78	0.00%
10 E 110 2122 2170 00 000000	WASHINGTON PUPIL SERV	0.00	0.00	0.00	0.00	0.00	42.89	
10 E 204 2122 2170 00 000000	JH PUPIL SERV TRS .58%	925.00	0.00	0.00	925.00	0.00	878.41	0.00%
10 E 303 2122 2170 00 000000	HS PUPIL SERV TRS .58	3,100.00	0.00	0.00	3,100.00	0.00	2,828.04	0.00%
10 E 902 2122 2170 30 000000	TITLE I .58% TRS	0.00	0.00	0.00	0.00	0.00	129.45	
10 E 902 2122 2170 30 109000	LO TITLE I PUPIL SERV	0.00	0.00	0.00	0.00	0.00	575.44	
10 E 930 2122 2170 30 000000	TITLE I:PUPIL SER TRS.	207.00	0.00	0.00	207.00	0.00	0.00	0.00%
10 E 105 2122 2220 00 000000	ADAMS PUPIL SERV HEALTH	17,700.00	1,475.66	2,881.06	14,818.94	0.00	16,797.88	16.28%
10 E 108 2122 2220 00 000000	LINCOLN PUPIL SERV	25,000.00	2,092.60	4,085.56	20,914.44	0.00	23,820.62	16.34%
10 E 204 2122 2220 00 000000	JH PUPIL SERV HEALTH	50,000.00	4,185.20	8,171.12	41,828.88	0.00	47,641.24	16.34%
10 E 303 2122 2220 00 000000	HS PUPIL SERV HEALTH	103,000.00	8,731.92	16,679.70	86,320.30	0.00	97,969.16	16.19%
10 E 930 2122 2220 00 107000	JE TITLE I HEALTH INS	0.00	0.00	0.00	0.00	0.00	1,483.26	
10 E 902 2122 2220 30 000000	TITLE I HEALTH	2,050.00	0.00	0.00	2,050.00	0.00	0.00	0.00%
10 E 902 2122 2220 30 109000	LO TITLE I HEALTH INS	0.00	1,475.66	2,881.06	-2,881.06	0.00	10,882.62	
10 E 930 2122 2220 30 000000	TITLE I:PUPIL SERV. INS	10,500.00	0.00	0.00	10,500.00	0.00	0.00	0.00%
10 E 105 2122 2250 00 000000	ADAMS PUPIL SERV TRS	1,460.00	0.00	0.00	1,460.00	0.00	1,410.70	0.00%
10 E 107 2122 2250 00 000000	JEFFERSON PUPIL SERV	950.00	0.00	0.00	950.00	0.00	439.66	0.00%
10 E 108 2122 2250 00 000000	LINCOLN PUPIL SERV TRS	1,300.00	0.00	0.00	1,300.00	0.00	1,232.62	0.00%
10 E 110 2122 2250 00 000000	WASHINGTON PUPIL SERV	0.00	0.00	0.00	0.00	0.00	115.92	
10 E 204 2122 2250 00 000000	JH PUPIL SERV TRS INS	2,500.00	0.00	0.00	2,500.00	0.00	2,375.56	0.00%
10 E 303 2122 2250 00 000000	HS PUPIL SERV TRS	8,375.00	0.00	0.00	8,375.00	0.00	7,647.86	0.00%
10 E 902 2122 2250 30 000000	TITLE I TRS HEALTH	0.00	0.00	0.00	0.00	0.00	350.16	
10 E 902 2122 2250 30 109000	LO TITLE I TRS HEALTH	0.00	0.00	0.00	0.00	0.00	1,555.93	
10 E 930 2122 2250 30 000000	TITLE I:PUR SERV .5% IN	207.00	0.00	0.00	207.00	0.00	0.00	0.00%
10 E 000 2134 1150 00 000000	HEALTH SERV: SALARY	66,300.00	6,469.73	11,825.85	54,474.15	0.00	62,565.72	17.84%
10 E 105 2134 1150 00 000000	ADAMS HEALTH SERV	23,500.00	258.93	258.93	23,241.07	0.00	33,501.17	1.10%
10 E 107 2134 1150 00 000000	JEFFERSON HEALTH SERV	28,500.00	2,246.20	4,492.40	24,007.60	0.00	27,156.87	15.76%
10 E 108 2134 1150 00 000000	LINCOLN HEALTH SERV	30,500.00	2,429.92	4,859.84	25,640.16	0.00	29,325.08	15.93%

Expenses Monthly Short

Fiscal Year: 2024-2025
Month: August

MARION CUSD #2, IL

Account Number	Account Description	Original Budget	CY Monthly Activity	CYTD Activity	YTD Unexpended	YTD Encumbranc	Prior Fiscal Year	% of Budget
10 - EDUCATIONAL FUND								
10 E 109 2134 1150 00 000000	LONGFELLOW HEALTH SERV	26,600.00	2,114.34	4,228.68	22,371.32	0.00	25,169.08	15.90%
10 E 110 2134 1150 00 000000	WASHINGTON HEALTH SERV	36,500.00	2,927.26	5,854.52	30,645.48	0.00	35,485.92	16.04%
10 E 204 2134 1150 00 000000	JH HEALTH SALARY	39,500.00	1,714.37	3,241.23	36,258.77	0.00	18,337.80	8.21%
10 E 303 2134 1150 00 000000	HS HEALTH SERV SALARY	31,500.00	1,928.70	3,639.54	27,860.46	0.00	24,442.04	11.55%
10 E 965 2134 1150 30 000000	ESSER III HEALTH	3,600.00	946.58	3,359.74	240.26	0.00	29,297.66	93.33%
10 E 000 2134 1200 00 000000	HEALTH SERV SUB	3,000.00	100.00	100.00	2,900.00	0.00	2,200.00	3.33%
10 E 204 2134 1200 00 000000	JH Health Sub	500.00	0.00	0.00	500.00	0.00	455.00	0.00%
10 E 105 2134 1250 00 000000	ADAMS HEALTH SERV SUB	500.00	0.00	0.00	500.00	0.00	385.00	0.00%
10 E 107 2134 1250 00 000000	JEFFERSON HEALTH SERV	1,000.00	0.00	0.00	1,000.00	0.00	240.00	0.00%
10 E 108 2134 1250 00 000000	LINCOLN HEALTH SERV SUB	1,000.00	0.00	0.00	1,000.00	0.00	0.00	0.00%
10 E 109 2134 1250 00 000000	LONGFELLOW HEALTH SERV	500.00	0.00	0.00	500.00	0.00	400.00	0.00%
10 E 110 2134 1250 00 000000	WASHINGTON HEALTH SERV	1,000.00	0.00	0.00	1,000.00	0.00	1,165.00	0.00%
10 E 204 2134 1250 00 000000	JH HEALTH SERV SUB	1,000.00	0.00	0.00	1,000.00	0.00	395.00	0.00%
10 E 303 2134 1250 00 000000	HS HEALT SERV SUB	1,000.00	0.00	0.00	1,000.00	0.00	195.00	0.00%
10 E 000 2134 2120 00 000000	HEALTH: IMRF	3,100.00	304.85	557.23	2,542.77	0.00	2,948.08	17.98%
10 E 105 2134 2120 00 000000	ADAMS HEALTH SERV IMRF	1,700.00	12.20	12.20	1,687.80	0.00	1,578.64	0.72%
10 E 107 2134 2120 00 000000	JEFFERSON HEALTH SERV	1,400.00	105.84	211.68	1,188.32	0.00	1,279.62	15.12%
10 E 108 2134 2120 00 000000	LINCOLN HEALTH SERV	1,500.00	114.50	229.00	1,271.00	0.00	1,381.83	15.27%
10 E 109 2134 2120 00 000000	LONGFELLOW HEALTH SERV	1,300.00	99.62	199.24	1,100.76	0.00	1,185.88	15.33%
10 E 110 2134 2120 00 000000	WASHINGTON HEALTH SERV	1,800.00	137.94	275.88	1,524.12	0.00	1,672.14	15.33%
10 E 204 2134 2120 00 000000	JH HEALTH IMRF	1,300.00	80.78	152.72	1,147.28	0.00	1,167.77	11.75%
10 E 303 2134 2120 00 000000	HS HEALTH SERV IMRF	1,250.00	90.89	171.51	1,078.49	0.00	1,151.68	13.72%
10 E 965 2134 2120 30 000000	ESSER 3 Health IMRF	180.00	44.60	149.82	30.18	0.00	1,293.49	83.23%
10 E 204 2134 2170 00 000000	JH Health TRS .58	0.00	0.00	0.00	0.00	0.00	0.32	
10 E 000 2134 2220 00 000000	HEALTH SERV: INSUR	17,700.00	1,872.35	3,277.75	14,422.25	0.00	16,797.88	18.52%
10 E 108 2134 2220 00 000000	LINCOLN HEALTH SERV	9,200.00	0.00	0.00	9,200.00	0.00	5,281.86	0.00%
10 E 110 2134 2220 00 000000	WASHINGTON HEALTH SERV	9,600.00	797.70	1,557.42	8,042.58	0.00	9,080.46	16.22%
10 E 204 2134 2220 00 000000	JH HEALTH SERV HEALTH	9,600.00	797.70	1,557.42	8,042.58	0.00	9,080.46	16.22%
10 E 303 2134 2220 00 000000	HS HEALTH SERV HEALTH	9,200.00	0.00	0.00	9,200.00	0.00	3,762.42	0.00%
10 E 965 2134 2220 30 000000	ESSER 3 Health Ins	1,700.00	401.79	1,205.37	494.63	0.00	9,594.16	70.90%
10 E 204 2134 2250 00 000000	JH Health TRS .58	0.00	0.00	0.00	0.00	0.00	0.37	
10 E 000 2134 3190 00 000000	HEALTH SERVICE:	1,500.00	0.00	0.00	1,500.00	0.00	804.76	0.00%

Expenses Monthly Short

Fiscal Year: 2024-2025
Month: August

MARION CUSD #2, IL

Account Number	Account Description	Original Budget	CY Monthly Activity	CYTD Activity	YTD Unexpended	YTD Encumbranc	Prior Fiscal Year	% of Budget
10 - EDUCATIONAL FUND								
10 E 000 2134 3320 00 000000	HEALTH SERV: TRAVEL	1,000.00	0.00	0.00	1,000.00	0.00	798.88	0.00%
10 E 105 2134 3320 00 000000	ADAMS HEALTH SERV	100.00	0.00	0.00	100.00	0.00	0.00	0.00%
10 E 107 2134 3320 00 000000	JEFFERSON HEALTH SERV	100.00	0.00	0.00	100.00	0.00	0.00	0.00%
10 E 108 2134 3320 00 000000	LINCOLN HEALTH SERV	100.00	0.00	0.00	100.00	0.00	0.00	0.00%
10 E 109 2134 3320 00 000000	LONGFELLOW HEALTH SERV	100.00	0.00	0.00	100.00	0.00	0.00	0.00%
10 E 110 2134 3320 00 000000	WASHINGTON HEALTH SERV	100.00	0.00	0.00	100.00	0.00	0.00	0.00%
10 E 204 2134 3320 00 000000	JH HEALTH SERV TRAVEL	100.00	0.00	0.00	100.00	0.00	0.00	0.00%
10 E 303 2134 3320 00 000000	HS HEALTH SERV TRAVEL	100.00	0.00	0.00	100.00	0.00	0.00	0.00%
10 E 000 2134 4100 00 000000	HEALTH SERV: SUPPLIES	4,000.00	0.00	0.00	4,000.00	0.00	1,953.45	0.00%
10 E 105 2134 4100 00 000000	ADAMS HEALTH SERV	2,000.00	0.00	0.00	2,000.00	0.00	948.65	0.00%
10 E 107 2134 4100 00 000000	JEFFERSON HEALTH SERV	2,000.00	0.00	0.00	2,000.00	749.57	1,813.34	0.00%
10 E 108 2134 4100 00 000000	LINCOLN HEALTH SERV	2,000.00	0.00	0.00	2,000.00	738.05	578.66	0.00%
10 E 109 2134 4100 00 000000	LONGFELLOW HEALTH SERV	800.00	0.00	0.00	800.00	309.11	395.73	0.00%
10 E 110 2134 4100 00 000000	WASHINGTON HEALTH SERV	1,000.00	0.00	0.00	1,000.00	0.00	471.83	0.00%
10 E 204 2134 4100 00 000000	JH HEALTH SERV SUPPLIES	1,000.00	0.00	0.00	1,000.00	0.00	814.85	0.00%
10 E 303 2134 4100 00 000000	HS HEALTH SERV SUPPLIES	2,000.00	0.00	0.00	2,000.00	214.92	1,276.30	0.00%
10 E 105 2190 1190 00 000000	ADAMS SUPPORT STAFF	25,000.00	447.77	447.77	24,552.23	0.00	21,004.04	1.79%
10 E 107 2190 1190 00 000000	JEFFERSON SUPPORT STAFF	55,000.00	804.40	804.40	54,195.60	0.00	48,302.19	1.46%
10 E 108 2190 1190 00 000000	LINCOLN SUPPORT STAFF	95,500.00	1,252.15	1,252.15	94,247.85	0.00	55,543.05	1.31%
10 E 109 2190 1190 00 000000	LONGFELLOW SUPPORT	48,500.00	565.32	565.32	47,934.68	0.00	34,377.76	1.17%
10 E 110 2190 1190 00 000000	WASHINGTON SUPPORT	112,600.00	1,934.37	1,934.37	110,665.63	0.00	98,044.63	1.72%
10 E 204 2190 1190 00 000000	JH SUPPORT STAFF	61,500.00	2,127.77	3,240.77	58,259.23	0.00	44,559.48	5.27%
10 E 303 2190 1190 00 000000	HS SUPPORT STAFF SALARY	138,200.00	1,586.26	1,586.26	136,613.74	0.00	112,547.11	1.15%
10 E 110 2190 2110 00 000000	Support Staff TRS 9	0.00	0.00	0.00	0.00	0.00	8.08	
10 E 105 2190 2120 00 000000	ADAMS SUPPORT STAFF	500.00	0.00	0.00	500.00	0.00	0.00	0.00%
10 E 107 2190 2120 00 000000	JEFFERSON SUPPORT STAFF	500.00	13.07	13.07	486.93	0.00	261.77	2.61%
10 E 108 2190 2120 00 000000	LINCOLN SUPPORT STAFF	500.00	6.91	6.91	493.09	0.00	340.09	1.38%
10 E 109 2190 2120 00 000000	LONGFELLOW SUPPORT	500.00	12.69	12.69	487.31	0.00	191.15	2.54%
10 E 110 2190 2120 00 000000	WASHINGTON SUPPORT	4,500.00	81.46	81.46	4,418.54	0.00	3,975.55	1.81%
10 E 204 2190 2120 00 000000	JH SUPPORT STAFF IMRF	2,500.00	66.32	118.76	2,381.24	0.00	1,837.56	4.75%
10 E 303 2190 2120 00 000000	HS SUPPORT STAFF IMRF	7,000.00	57.39	57.39	6,942.61	0.00	6,008.64	0.82%
10 E 110 2190 2170 00 000000	Support Staff TRS .58	0.00	0.00	0.00	0.00	0.00	0.52	

Expenses Monthly Short

Fiscal Year: 2024-2025
Month: August

MARION CUSD #2, IL

Account Number	Account Description	Original Budget	CY Monthly Activity	CYTD Activity	YTD Unexpended	YTD Encumbranc	Prior Fiscal Year	% of Budget
10 - EDUCATIONAL FUND								
10 E 107 2190 2220 00 000000	JEFFERSON SUPPORT STAFF	10,200.00	535.72	535.72	9,664.28	0.00	9,642.96	5.25%
10 E 110 2190 2220 00 000000	WASHINGTON SUPPORT	8,000.00	417.84	417.84	7,582.16	0.00	7,217.34	5.22%
10 E 110 2190 2250 00 000000	Support Staff TRS	0.00	0.00	0.00	0.00	0.00	1.41	
10 E 303 2190 4100 00 000000	HS DIPLOMA/PROGRAM	15,000.00	0.00	0.00	15,000.00	0.00	5,886.69	0.00%
10 E 000 2210 1110 00 000000	IMP INST: SALARY,DIR	126,690.00	7,995.00	15,990.00	110,700.00	0.00	96,093.75	12.62%
10 E 902 2210 1110 30 000000	Title I: Imp Inst Dir	11,800.00	0.00	0.00	11,800.00	0.00	7,687.50	0.00%
10 E 902 2210 1110 30 105000	ADAMS TITLE I IMP INST	0.00	512.50	1,025.00	-1,025.00	0.00	3,843.75	
10 E 902 2210 1110 30 107000	JEFFERSON TITLE I IMP	0.00	3,025.26	6,050.52	-6,050.52	0.00	22,689.45	
10 E 902 2210 1110 30 108000	LINCOLN TITLE I IMP	0.00	1,179.26	2,358.52	-2,358.52	0.00	8,844.45	
10 E 902 2210 1110 30 110000	WASHINGTO TITLE I IMP	0.00	1,179.26	2,358.52	-2,358.52	0.00	8,844.45	
10 E 930 2210 1110 30 000000	TITLE I IMP INST DIR	41,683.00	0.00	0.00	41,683.00	0.00	0.00	0.00%
10 E 303 2210 1130 00 000001	3 CIRCLE AG GRANT	2,075.00	0.00	0.00	2,075.00	0.00	2,819.82	0.00%
10 E 303 2210 1130 00 000002	LOCAL 3 CIRCLE GRANT	2,075.00	0.00	0.00	2,075.00	0.00	0.00	0.00%
10 E 970 2210 1130 00 000000	Computer Science Salary	4,795.00	540.00	540.00	4,255.00	0.00	0.00	11.26%
10 E 965 2210 1130 30 000000	ESSER III CERT SALARY	0.00	0.00	8,745.00	-8,745.00	0.00	31,275.00	
10 E 000 2210 1150 00 000000	IMP INST: SALARY,	36,675.00	3,056.20	6,112.40	30,562.60	0.00	30,515.92	16.67%
10 E 000 2210 1300 00 000000	Imp.Inst.-Stipends	1,000.00	0.00	0.00	1,000.00	0.00	240.00	0.00%
10 E 902 2210 1300 30 105000	ADAMS TITLE I STIPENDS	0.00	0.00	0.00	0.00	0.00	3,333.75	
10 E 902 2210 1300 30 107000	JEFFERSON TITLE I	0.00	0.00	0.00	0.00	0.00	3,333.75	
10 E 902 2210 1300 30 108000	LINCOLN TITLE I	0.00	0.00	0.00	0.00	0.00	3,333.75	
10 E 902 2210 1300 30 109000	LONGFELLOW TITLE I	0.00	0.00	0.00	0.00	0.00	3,333.75	
10 E 902 2210 1300 30 110000	WASHINGTON TITLE I	0.00	0.00	0.00	0.00	0.00	3,333.80	
10 E 930 2210 1300 30 105000	Title I Salary-Summer	0.00	0.00	0.00	0.00	0.00	259.60	
10 E 930 2210 1300 30 107000	Title I Salary-Summer	0.00	0.00	0.00	0.00	0.00	908.60	
10 E 930 2210 1300 30 108000	Title I Salary-Summer	0.00	0.00	0.00	0.00	0.00	8,177.40	
10 E 930 2210 1300 30 109000	Title I Salary-Summer	0.00	0.00	0.00	0.00	0.00	2,466.20	
10 E 930 2210 1300 30 110000	Title I Salary-Summer	0.00	0.00	0.00	0.00	0.00	1,168.20	
10 E 965 2210 1300 30 000000	ESSER III CERTIFIED	8,800.00	0.00	0.00	8,800.00	0.00	45.00	0.00%
10 E 000 2210 2100 00 000000	IMPROVEMENT INSTRUCTION	0.00	0.00	0.00	0.00	0.00	1,633.24	
10 E 902 2210 2100 30 000000	TITLE I FED TRS	1,637.00	0.00	0.00	1,637.00	0.00	746.25	0.00%
10 E 902 2210 2100 30 105000	AD TITLE I FED TRS	0.00	0.00	0.00	0.00	0.00	627.15	
10 E 902 2210 2100 30 107000	JE TITLE I FED TRS	0.00	116.48	180.55	-180.55	0.00	3,497.33	

Expenses Monthly Short

Fiscal Year: 2024-2025
Month: August

MARION CUSD #2, IL

Account Number	Account Description	Original Budget	CY Monthly Activity	CYTD Activity	YTD Unexpended	YTD Encumbranc	Prior Fiscal Year	% of Budget
10 - EDUCATIONAL FUND								
10 E 902 2210 2100 30 108000	LI TITLE I FED TRS	0.00	58.24	90.27	-90.27	0.00	1,573.88	
10 E 902 2210 2100 30 109000	LO TITLE I FED TRS	0.00	0.00	0.00	0.00	0.00	388.35	
10 E 902 2210 2100 30 110000	WA TITLE I FED TRS	0.00	58.22	90.24	-90.24	0.00	1,573.78	
10 E 930 2210 2100 30 000000	TITLE I: IMP INST RET	4,900.00	0.00	0.00	4,900.00	0.00	0.00	0.00%
10 E 965 2210 2100 30 000000	ESSER III FED TRS	700.00	0.00	690.17	9.83	0.00	3,218.37	98.60%
10 E 000 2210 2110 00 000000	IMP INST: TRS 9%	12,530.00	790.72	1,581.44	10,948.56	0.00	9,527.49	12.62%
10 E 303 2210 2110 00 000001	3 CIRCLE AG GRANT TRS	210.00	0.00	0.00	210.00	0.00	197.64	0.00%
10 E 970 2210 2110 00 000000	10 E 970 2210 2110 00	0.00	53.40	53.40	-53.40	0.00	0.00	
10 E 902 2210 2110 30 000000	TITLE I 9% TRS	0.00	0.00	0.00	0.00	0.00	633.60	
10 E 902 2210 2110 30 105000	AD TITLE I TRS 9%	0.00	50.68	101.36	-101.36	0.00	709.80	
10 E 902 2210 2110 30 107000	JE TITLE I TRS 9%	0.00	101.36	202.73	-202.73	0.00	2,969.38	
10 E 902 2210 2110 30 108000	LI TITLE I TRS 9%	0.00	50.68	101.36	-101.36	0.00	1,336.24	
10 E 902 2210 2110 30 109000	LO TITLE I TRS 9%	0.00	0.00	0.00	0.00	0.00	329.70	
10 E 902 2210 2110 30 110000	WA TITLE I TRS 9%	0.00	50.70	101.40	-101.40	0.00	1,336.45	
10 E 930 2210 2110 30 000000	TITLE I: TRS 9.8901	4,125.00	0.00	0.00	4,125.00	0.00	0.00	0.00%
10 E 965 2210 2110 30 000000	ESSER III TRS	900.00	0.00	864.88	35.12	0.00	2,923.86	96.10%
10 E 000 2210 2120 00 000000	IMP INST: IMRF	1,900.00	144.00	288.00	1,612.00	0.00	1,282.73	15.16%
10 E 000 2210 2170 00 000000	IMP INST: TRS .58%	810.00	51.00	102.00	708.00	0.00	614.68	12.59%
10 E 303 2210 2170 00 000001	3 CIRCLE AG GRANT TRS .	15.00	0.00	0.00	15.00	0.00	12.74	0.00%
10 E 970 2210 2170 00 000000	10 E 970 2210 2170 00	0.00	3.44	3.44	-3.44	0.00	0.00	
10 E 902 2210 2170 30 000000	TITLE I .58% TRS	50.00	0.00	0.00	50.00	0.00	40.85	0.00%
10 E 902 2210 2170 30 105000	AD TITLE I TRS .58%	0.00	3.28	6.56	-6.56	0.00	45.85	
10 E 902 2210 2170 30 107000	JE TITLE I TRS .58%	0.00	6.54	13.08	-13.08	0.00	191.53	
10 E 902 2210 2170 30 108000	LI TITLE I TRS .58%	0.00	3.28	6.56	-6.56	0.00	86.31	
10 E 902 2210 2170 30 109000	LO TITLE I TRS .58%	0.00	0.00	0.00	0.00	0.00	21.25	
10 E 902 2210 2170 30 110000	WA TITLE I TRS .58%	0.00	3.26	6.52	-6.52	0.00	86.18	
10 E 930 2210 2170 30 000000	TITLE I: TRS .58%	270.00	0.00	0.00	270.00	0.00	0.00	0.00%
10 E 965 2210 2170 30 000000	ESSER III TRS .58%	110.00	0.00	55.79	54.21	0.00	188.61	50.72%
10 E 000 2210 2220 00 000000	IMP INST: HEALTH INSUR	20,000.00	1,596.18	3,159.48	16,840.52	0.00	14,939.55	15.80%
10 E 303 2210 2220 00 000001	AG 3 CIRCLE GRANT	0.00	0.00	0.00	0.00	0.00	46.02	
10 E 902 2210 2220 30 000000	TITLE I HEALTH	6,000.00	0.00	0.00	6,000.00	0.00	0.00	0.00%
10 E 902 2210 2220 30 105000	AD TITLE I HEALTH INS	0.00	0.00	0.00	0.00	0.00	996.50	

Expenses Monthly Short

Fiscal Year: 2024-2025
Month: August

MARION CUSD #2, IL

Account Number	Account Description	Original Budget	CY Monthly Activity	CYTD Activity	YTD Unexpended	YTD Encumbranc	Prior Fiscal Year	% of Budget
10 - EDUCATIONAL FUND								
10 E 902 2210 2220 30 107000	JE TITLE I HEALTH INS	0.00	627.78	1,225.66	-1,225.66	0.00	5,480.60	
10 E 902 2210 2220 30 108000	LI TITLE I HEALTH INS	0.00	209.26	408.56	-408.56	0.00	2,491.25	
10 E 902 2210 2220 30 109000	LO TITLE I HEALTH INS	0.00	0.00	0.00	0.00	0.00	996.50	
10 E 902 2210 2220 30 110000	WA TITLE I HEALTH INS	0.00	209.26	408.56	-408.56	0.00	2,491.15	
10 E 930 2210 2220 30 000000	TITLE I: HEALTH INS	33,000.00	0.00	0.00	33,000.00	0.00	0.00	0.00%
10 E 930 2210 2220 30 105000	AD Title I Health Ins	0.00	0.00	0.00	0.00	0.00	77.84	
10 E 930 2210 2220 30 107000	JE Title I Health Ins	0.00	0.00	0.00	0.00	0.00	272.36	
10 E 930 2210 2220 30 108000	LI Title I Health Ins	0.00	0.00	0.00	0.00	0.00	2,451.34	
10 E 930 2210 2220 30 109000	LO Title I Health Ins	0.00	0.00	0.00	0.00	0.00	739.30	
10 E 930 2210 2220 30 110000	WA Title I Health Ins	0.00	0.00	0.00	0.00	0.00	350.18	
10 E 965 2210 2220 30 000000	ESSER III Health Ins	1,000.00	0.00	996.48	3.52	0.00	45.71	99.65%
10 E 000 2210 2250 00 000000	IMP INST: INS .5% TRS	2,200.00	137.94	275.88	1,924.12	0.00	1,662.12	12.54%
10 E 303 2210 2250 00 000001	HS 3 CIRCLE TRS HEALTH	40.00	0.00	0.00	40.00	0.00	34.48	0.00%
10 E 970 2210 2250 00 000000	10 E 970 2210 2250 00	0.00	9.32	9.32	-9.32	0.00	0.00	
10 E 902 2210 2250 30 000000	TITLE I TRS HEALTH	90.00	0.00	0.00	90.00	0.00	110.50	0.00%
10 E 902 2210 2250 30 105000	AD TITLE I TRS HEALTH	0.00	8.84	17.68	-17.68	0.00	123.80	
10 E 902 2210 2250 30 107000	JE TITLE I TRS HEALTH	0.00	17.68	35.36	-35.36	0.00	518.02	
10 E 902 2210 2250 30 108000	LI TITLE I TRS HEALTH	0.00	8.84	17.68	-17.68	0.00	233.06	
10 E 902 2210 2250 30 109000	LO TITLE I TRS HEALTH	0.00	0.00	0.00	0.00	0.00	57.50	
10 E 902 2210 2250 30 110000	WA TITLE I TRS HEALTH	0.00	8.84	17.69	-17.69	0.00	233.16	
10 E 930 2210 2250 30 000000	TITLE I: HEALT INS TRS	725.00	0.00	0.00	725.00	0.00	0.00	0.00%
10 E 965 2210 2250 30 000000	ESSER III TRS THIS	0.00	0.00	150.89	-150.89	0.00	510.15	
10 E 000 2210 3140 00 000001	IMP INST: CONTRACTUAL	12,000.00	0.00	0.00	12,000.00	0.00	0.00	0.00%
10 E 965 2210 3140 00 000000	ESSER III PURCHASE	0.00	0.00	0.00	0.00	0.00	9,610.00	
10 E 000 2210 3190 00 000000	IMP INST: AMERICORPS	21,000.00	0.00	0.00	21,000.00	0.00	16,625.00	0.00%
10 E 000 2210 3190 00 000001	Imp.Inst.-Conf.Reg.Fees	1,000.00	0.00	0.00	1,000.00	0.00	0.00	0.00%
10 E 000 2210 3190 00 000002	Imp.Inst.-Contr.	5,000.00	0.00	0.00	5,000.00	0.00	300.00	0.00%
10 E 970 2210 3190 00 000000	Computer Science Purch	1,100.00	0.00	0.00	1,100.00	0.00	0.00	0.00%
10 E 000 2210 3320 00 000000	IMP INST: TRAVEL	2,000.00	0.00	738.00	1,262.00	949.00	1,638.09	36.90%
10 E 303 2210 3320 00 000004	AG GRANT:	325.00	0.00	0.00	325.00	0.00	325.00	0.00%
10 E 970 2210 3320 00 000000	Computer Science Travel	0.00	411.84	411.84	-411.84	0.00	0.00	
10 E 000 2210 4100 00 000000	IMP INST: SUPPLIES	2,000.00	331.30	331.30	1,668.70	459.15	599.35	16.57%

Expenses Monthly Short

Fiscal Year: 2024-2025
Month: August

MARION CUSD #2, IL

Account Number	Account Description	Original Budget	CY Monthly Activity	CYTD Activity	YTD Unexpended	YTD Encumbranc	Prior Fiscal Year	% of Budget
10 - EDUCATIONAL FUND								
10 E 970 2210 4100 00 000000	Computer Science	10,925.00	4,620.00	4,620.00	6,305.00	100.00	0.00	42.29%
10 E 932 2210 4100 32 000000	Title II Supplies	15,105.00	10,920.00	13,811.43	1,293.57	1,291.57	0.00	91.44%
10 E 000 2210 5400 00 000000	Imp of Instruction	1,000.00	0.00	0.00	1,000.00	0.00	0.00	0.00%
10 E 000 2210 6400 00 000000	IMP INST: DUES/FEES	1,500.00	0.00	946.15	553.85	0.00	954.00	63.08%
10 E 970 2220 4100 00 000000	Computer Science	8,127.00	0.00	0.00	8,127.00	0.00	0.00	0.00%
10 E 970 2220 5400 00 000000	Computer Science	21,500.00	0.00	0.00	21,500.00	27,251.00	0.00	0.00%
10 E 000 2222 4300 00 000004	MEDIA: GRANT-STATE LIBR	3,200.00	0.00	0.00	3,200.00	1,490.58	2,137.79	0.00%
10 E 000 2222 4300 00 000005	Media:IL Retired	0.00	0.00	0.00	0.00	0.00	592.35	
10 E 000 2222 4300 00 000006	AISLE/LBSS Grant	0.00	0.00	0.00	0.00	0.00	1,499.61	
10 E 105 2222 4300 00 000000	ADAMS MEDIA LIBRARY	1,000.00	0.00	0.00	1,000.00	0.00	998.20	0.00%
10 E 107 2222 4300 00 000000	JEFFERSON MEDIA LIBRARY	2,200.00	0.00	0.00	2,200.00	0.00	1,938.93	0.00%
10 E 108 2222 4300 00 000000	LINCOLN MEDIA LIBRARY	3,700.00	0.00	0.00	3,700.00	0.00	3,694.57	0.00%
10 E 109 2222 4300 00 000000	LONGFELLOW MEDIA	2,400.00	0.00	0.00	2,400.00	0.00	2,300.73	0.00%
10 E 110 2222 4300 00 000000	WASHINGTON MEDIA	3,300.00	0.00	0.00	3,300.00	0.00	3,294.25	0.00%
10 E 204 2222 4300 00 000000	JH MEDIA LIBRARY	7,500.00	0.00	0.00	7,500.00	0.00	9,597.57	0.00%
10 E 303 2222 4300 00 000000	HS MEDIA LIBRARY	8,500.00	0.00	202.45	8,297.55	180.87	8,120.81	2.38%
10 E 107 2222 5400 00 000001	IASLE DISASTER GRANT	0.00	0.00	0.00	0.00	3,251.99	0.00	
10 E 000 2223 4900 00 000002	MEDIA: Follett	9,900.00	0.00	0.00	9,900.00	0.00	0.00	0.00%
10 E 105 2223 4900 00 000000	ADAMS MEDIA AV	1,000.00	0.00	0.00	1,000.00	0.00	998.51	0.00%
10 E 107 2223 4900 00 000000	JEFFERSON MEDIA AV	1,000.00	0.00	0.00	1,000.00	0.00	798.05	0.00%
10 E 108 2223 4900 00 000000	LINCOLN MEDIA AV	1,000.00	0.00	0.00	1,000.00	0.00	999.96	0.00%
10 E 109 2223 4900 00 000000	LONGFELLOW MEDIA AV	1,000.00	0.00	0.00	1,000.00	0.00	999.91	0.00%
10 E 110 2223 4900 00 000000	WASHINGTON MEDIA AV	1,000.00	0.00	0.00	1,000.00	0.00	1,302.51	0.00%
10 E 204 2223 4900 00 000000	JH MEDIA AV	2,000.00	0.00	0.00	2,000.00	729.96	582.86	0.00%
10 E 303 2223 4900 00 000000	HS MEDIA AV	2,000.00	0.00	0.00	2,000.00	0.00	1,505.38	0.00%
10 E 000 2225 1140 00 000000	TECH: SALARY	272,000.00	24,126.04	49,298.58	222,701.42	0.00	263,936.48	18.12%
10 E 000 2225 2120 00 000000	TECH: IMRF	13,400.00	1,049.74	2,099.48	11,300.52	0.00	12,214.29	15.67%
10 E 000 2225 2220 00 000000	TECH: HEALTH INSURANCE	35,000.00	3,191.58	6,274.32	28,725.68	0.00	32,866.44	17.93%
10 E 000 2225 3190 00 000000	TECH: CONTRACTUAL	275,000.00	52,688.65	78,590.47	196,409.53	64,067.85	184,816.50	28.58%
10 E 000 2225 3320 00 000000	TECH: TRAVEL	3,000.00	0.00	1,298.58	1,701.42	0.00	3,246.96	43.29%
10 E 000 2225 4100 00 000000	TECH: SUPPLIES	75,000.00	315.64	315.64	74,684.36	9,281.04	35,905.60	0.42%
10 E 000 2225 5400 00 000000	TECH: CAP OUTLAY	490,000.00	0.00	0.00	490,000.00	419,335.00	3,869.98	0.00%

Expenses Monthly Short

Fiscal Year: 2024-2025
Month: August

MARION CUSD #2, IL

Account Number	Account Description	Original Budget	CY Monthly Activity	CYTD Activity	YTD Unexpended	YTD Encumbranc	Prior Fiscal Year	% of Budget
10 - EDUCATIONAL FUND								
10 E 000 2225 5400 00 000001	TECH: CAP OUTLAY 2500+	5,000.00	0.00	0.00	5,000.00	0.00	0.00	0.00%
10 E 000 2225 6400 00 000000	TECH: DUES/FEES	700.00	0.00	0.00	700.00	0.00	650.00	0.00%
10 E 000 2230 3160 00 000002	TESTING; JUNIOR HI	1,000.00	0.00	0.00	1,000.00	0.00	0.00	0.00%
10 E 000 2230 3160 00 000003	TESTING: HIGH SCHOOL	2,000.00	0.00	0.00	2,000.00	0.00	0.00	0.00%
10 E 902 2230 3190 30 000000	Assessment & Testing	30,500.00	0.00	0.00	30,500.00	0.00	0.00	0.00%
10 E 000 2230 4100 00 000000	TESTING: DISTRICT	5,000.00	0.00	0.00	5,000.00	0.00	0.00	0.00%
10 E 000 2310 3190 00 000000	BD FINANCIAL MANAGEMENT	25,000.00	0.00	24,610.76	389.24	0.00	23,299.41	98.44%
10 E 000 2310 3320 00 000000	BD: TRAVEL	7,000.00	0.00	2,889.60	4,110.40	0.00	6,470.53	41.28%
10 E 000 2310 3820 00 000000	BD: SUMMER YOUTH CAMPS	500.00	0.00	263.25	236.75	0.00	245.70	52.65%
10 E 000 2310 3900 00 000000	BD: OTHER	5,000.00	0.00	0.00	5,000.00	0.00	506.87	0.00%
10 E 000 2310 4100 00 000000	BD: SUPPLIES	7,000.00	0.00	0.00	7,000.00	0.00	7,672.23	0.00%
10 E 000 2310 6400 00 000000	BD: DUES/FEES	21,000.00	0.00	6,108.00	14,892.00	0.00	14,536.84	29.09%
10 E 000 2321 1110 00 000000	ADMIN: SALARY	168,570.00	14,670.01	28,660.85	139,909.15	0.00	163,000.08	17.00%
10 E 000 2321 1150 00 000000	ADMIN: SALARY,	57,000.00	4,586.66	9,173.32	47,826.68	0.00	53,733.10	16.09%
10 E 000 2321 2100 00 000000	ADMIN: TRS-R	0.00	0.00	0.00	0.00	0.00	791.12	
10 E 000 2321 2110 00 000000	ADMIN: TRS 9%	16,675.00	1,450.87	2,834.58	13,840.42	0.00	16,120.80	17.00%
10 E 000 2321 2120 00 000000	ADMIN: IMRF	2,850.00	216.12	432.24	2,417.76	0.00	2,138.98	15.17%
10 E 000 2321 2170 00 000000	ADMIN: TRS .58%	1,075.00	93.59	182.85	892.15	0.00	1,039.92	17.01%
10 E 000 2321 2220 00 000000	ADMIN: HEALTH INSUR	30,100.00	2,092.60	4,085.56	26,014.44	0.00	23,820.62	13.57%
10 E 000 2321 2250 00 000000	ADMIN: HEALTH INS .5%	3,038.00	253.10	494.49	2,543.51	0.00	2,812.32	16.28%
10 E 000 2321 3320 00 000000	ADMIN: TRAVEL	3,000.00	0.00	738.00	2,262.00	0.00	2,400.91	24.60%
10 E 000 2321 3900 00 000000	ADMIN: OTHER	10,000.00	0.00	0.00	10,000.00	175.00	42,870.10	0.00%
10 E 000 2321 4100 00 000000	ADMIN: SUPPLIES	69,319.00	0.00	0.00	69,319.00	0.00	2,496.94	0.00%
10 E 000 2321 5400 00 000000	ADMIN: CAP OUT - EQUIP	5,000.00	1,499.00	1,499.00	3,501.00	0.00	40,287.75	29.98%
10 E 000 2321 6400 00 000000	ADMIN: DUES/FEES	3,500.00	100.00	1,353.84	2,146.16	0.00	990.00	38.68%
10 E 105 2410 1110 00 000000	ADAMS PRINCIPAL SALARY	102,814.00	8,567.78	16,886.02	85,927.98	0.00	99,537.58	16.42%
10 E 107 2410 1110 00 000000	JEFFERSON PRINCIPAL	92,682.00	7,498.58	14,997.16	77,684.84	0.00	88,361.20	16.18%
10 E 108 2410 1110 00 000000	LINCOLN PRINCIPAL	207,200.00	16,776.68	33,553.36	173,646.64	0.00	200,185.52	16.19%
10 E 109 2410 1110 00 000000	LONGFELLOW PRINCIPAL	86,520.00	7,000.00	14,000.00	72,520.00	0.00	70,000.00	16.18%
10 E 110 2410 1110 00 000000	WASHINGTON PRINCIPAL	175,300.00	14,185.00	28,370.00	146,930.00	0.00	157,183.32	16.18%
10 E 204 2410 1110 00 000000	JH PRINCIPAL SALARY	274,700.00	22,505.68	45,011.36	229,688.64	0.00	265,824.60	16.39%
10 E 303 2410 1110 00 000000	HIGH SCHOOL PRINCIPAL	480,000.00	39,931.20	79,862.40	400,137.60	0.00	470,232.36	16.64%

Expenses Monthly Short

Fiscal Year: 2024-2025
Month: August

MARION CUSD #2, IL

Account Number	Account Description	Original Budget	CY Monthly Activity	CYTD Activity	YTD Unexpended	YTD Encumbranc	Prior Fiscal Year	% of Budget
10 - EDUCATIONAL FUND								
10 E 105 2410 1150 00 000000	ADAMS PRINCIPAL	56,000.00	4,781.87	9,210.66	46,789.34	0.00	53,017.07	16.45%
10 E 107 2410 1150 00 000000	JEFFERSON PRINCIPAL	45,000.00	3,696.28	7,144.92	37,855.08	0.00	41,188.00	15.88%
10 E 108 2410 1150 00 000000	LINCOLN PRINCIPAL	43,000.00	3,513.40	6,805.16	36,194.84	0.00	39,377.44	15.83%
10 E 109 2410 1150 00 000000	LONGFELLOW PRINCIPAL	43,000.00	3,640.20	6,879.98	36,120.02	0.00	51,338.58	16.00%
10 E 110 2410 1150 00 000000	WASHINGTON PRINCIPAL	47,000.00	3,876.94	7,544.72	39,455.28	0.00	43,870.72	16.05%
10 E 204 2410 1150 00 000000	JH PRINCIPAL SECRETARY	79,000.00	7,203.23	13,399.35	65,600.65	0.00	76,824.78	16.96%
10 E 303 2410 1150 00 000000	HS PRINCIPAL SECRETARY	81,000.00	6,963.72	13,503.92	67,496.08	0.00	77,852.56	16.67%
10 E 105 2410 1200 00 000000	ADAMS PRIN SUB	200.00	0.00	0.00	200.00	0.00	0.00	0.00%
10 E 107 2410 1200 00 000000	JEFFERSON PRIN SUB	200.00	0.00	0.00	200.00	0.00	140.00	0.00%
10 E 108 2410 1200 00 000000	LINCOLN PRIN SUB	200.00	0.00	0.00	200.00	0.00	1,084.75	0.00%
10 E 109 2410 1200 00 000000	LONGFELLOW PRIN SUB	200.00	0.00	0.00	200.00	0.00	0.00	0.00%
10 E 110 2410 1200 00 000000	WASHINGTON PRIN SUB	200.00	0.00	0.00	200.00	0.00	543.00	0.00%
10 E 204 2410 1200 00 000000	JH PRIN SUB SECRETARY	200.00	0.00	0.00	200.00	0.00	0.00	0.00%
10 E 303 2410 1200 00 000000	HS PRINCIPAL SEC SUB	2,000.00	0.00	0.00	2,000.00	0.00	0.00	0.00%
10 E 108 2410 1300 00 000000	LINCOLN PRINCIPAL EXTRA	3,800.00	316.66	633.32	3,166.68	0.00	3,799.92	16.67%
10 E 303 2410 2100 00 000000	HS FED TRS	0.00	0.00	0.00	0.00	0.00	-545.92	
10 E 105 2410 2110 00 000000	ADAMS PRINCIPAL TRS	10,175.00	847.36	847.36	9,327.64	0.00	10,694.85	8.33%
10 E 107 2410 2110 00 000000	JEFFERSON PRINCIPAL TRS	9,200.00	0.00	0.00	9,200.00	0.00	8,899.43	0.00%
10 E 108 2410 2110 00 000000	LINCOLN PRINCIPAL TRS	20,900.00	0.00	0.00	20,900.00	0.00	20,286.51	0.00%
10 E 109 2410 2110 00 000000	LONGFELLOW PRINCIPAL	8,550.00	0.00	0.00	8,550.00	0.00	8,307.62	0.00%
10 E 110 2410 2110 00 000000	WASHINGTON PRINCIPAL	17,337.00	0.00	0.00	17,337.00	0.00	16,835.02	0.00%
10 E 204 2410 2110 00 000000	JH PRINCIPAL TRS	27,170.00	954.84	1,909.67	25,260.33	0.00	28,230.29	7.03%
10 E 303 2410 2110 00 000000	HS PRIN TRS 9%	45,300.00	1,779.78	3,563.39	41,736.61	0.00	51,453.44	7.87%
10 E 105 2410 2120 00 000000	ADAMS PRINCIPAL IMRF	2,800.00	225.31	433.99	2,366.01	0.00	2,498.16	15.50%
10 E 107 2410 2120 00 000000	JEFFERSON PRINCIPAL	2,250.00	174.18	336.68	1,913.32	0.00	1,913.78	14.96%
10 E 108 2410 2120 00 000000	LINCOLN PRINCIPAL IMRF	2,150.00	165.56	320.68	1,829.32	0.00	1,275.34	14.92%
10 E 109 2410 2120 00 000000	LONGFELLOW PRINCIPAL	2,150.00	171.53	324.19	1,825.81	0.00	2,979.99	15.08%
10 E 110 2410 2120 00 000000	WASHINGTON PRINCIPAL	2,350.00	182.68	355.52	1,994.48	0.00	2,011.67	15.13%
10 E 204 2410 2120 00 000000	JH PRINCIPAL IMRF	3,950.00	339.41	631.37	3,318.63	0.00	3,521.48	15.98%
10 E 303 2410 2120 00 000000	HS PRINCIPAL IMRF	4,050.00	328.15	636.33	3,413.67	0.00	3,668.47	15.71%
10 E 105 2410 2170 00 000000	ADAMS PRINCIPAL TRS .58	675.00	54.66	54.66	620.34	0.00	690.02	8.10%
10 E 107 2410 2170 00 000000	JEFFERSON PRINCIPAL TRS	600.00	0.00	0.00	600.00	0.00	574.08	0.00%

Expenses Monthly Short

Fiscal Year: 2024-2025
Month: August

MARION CUSD #2, IL

Account Number	Account Description	Original Budget	CY Monthly Activity	CYTD Activity	YTD Unexpended	YTD Encumbranc	Prior Fiscal Year	% of Budget
10 - EDUCATIONAL FUND								
10 E 108 2410 2170 00 000000	LINCOLN PRINCIPAL TRS .	1,400.00	0.00	0.00	1,400.00	0.00	1,308.71	0.00%
10 E 109 2410 2170 00 000000	LONGFELLOW PRINCIPAL	555.00	0.00	0.00	555.00	0.00	535.92	0.00%
10 E 110 2410 2170 00 000000	WASHINGTON PRINCIPAL	1,117.00	0.00	0.00	1,117.00	0.00	1,086.00	0.00%
10 E 204 2410 2170 00 000000	JH PRINCIPAL TRS .58%	1,750.00	61.60	123.19	1,626.81	0.00	1,821.18	7.04%
10 E 303 2410 2170 00 000000	HS PRINCIPAL TRS .58	3,000.00	114.82	229.63	2,770.37	0.00	3,319.29	7.65%
10 E 105 2410 2220 00 000000	ADAMS PRINCIPAL HEALTH	55,500.00	4,644.66	9,068.14	46,431.86	0.00	52,767.90	16.34%
10 E 108 2410 2220 00 000000	LINCOLN PRINCIPAL	50,000.00	4,185.20	9,677.10	40,322.90	0.00	47,641.24	19.35%
10 E 109 2410 2220 00 000000	LONGFELLOW PRINCIPAL	5,500.00	0.00	0.00	5,500.00	0.00	5,223.27	0.00%
10 E 110 2410 2220 00 000000	WASHINGTON PRINCIPAL	43,000.00	3,568.26	6,966.62	36,033.38	0.00	20,691.10	16.20%
10 E 204 2410 2220 00 000000	JH PRINCIPAL HEALTH	40,500.00	2,273.36	5,198.20	35,301.80	0.00	34,944.12	12.84%
10 E 303 2410 2220 00 000000	HS PRINCIPAL HEALTH INS	83,000.00	6,120.32	10,952.72	72,047.28	0.00	69,360.88	13.20%
10 E 105 2410 2250 00 000000	ADAMS PRINCIPAL TRS	1,800.00	147.82	147.82	1,652.18	0.00	1,865.75	8.21%
10 E 107 2410 2250 00 000000	JEFFERSON PRINCIPAL TRS	1,600.00	0.00	0.00	1,600.00	0.00	1,552.54	0.00%
10 E 108 2410 2250 00 000000	LINCOLN PRINCIPAL TRS	3,650.00	0.00	0.00	3,650.00	0.00	3,538.83	0.00%
10 E 109 2410 2250 00 000000	LONGFELLOW PRINCIPAL	1,495.00	0.00	0.00	1,495.00	0.00	1,449.34	0.00%
10 E 110 2410 2250 00 000000	WASHINGTON PRINCIPAL	3,025.00	0.00	0.00	3,025.00	0.00	2,936.87	0.00%
10 E 204 2410 2250 00 000000	JH PRINCIPAL TRS HEALTH	4,740.00	166.56	333.13	4,406.87	0.00	4,924.71	7.03%
10 E 303 2410 2250 00 000000	HS PRIN TRS HEALTH INS	8,000.00	310.48	620.96	7,379.04	0.00	8,975.88	7.76%
10 E 105 2410 3320 00 000000	ADAMS PRINCIPAL TRAVEL	1,000.00	0.00	331.80	668.20	0.00	164.00	33.18%
10 E 107 2410 3320 00 000000	JEFFERSON PRINCIPAL	1,000.00	0.00	0.00	1,000.00	0.00	632.70	0.00%
10 E 108 2410 3320 00 000000	LINCOLN PRINCIPAL	1,000.00	0.00	0.00	1,000.00	0.00	1,007.00	0.00%
10 E 109 2410 3320 00 000000	LONGFELLOW PRINCIPAL	2,000.00	0.00	0.00	2,000.00	0.00	1,999.75	0.00%
10 E 110 2410 3320 00 000000	WASHINGTON PRINCIPAL	2,000.00	0.00	0.00	2,000.00	209.00	1,396.50	0.00%
10 E 204 2410 3320 00 000000	JH PRINCIPAL TRAVEL	1,500.00	0.00	0.00	1,500.00	0.00	907.00	0.00%
10 E 303 2410 3320 00 000000	HS PRINCIPAL TRAVEL	3,000.00	572.00	872.00	2,128.00	0.00	1,270.00	29.07%
10 E 105 2410 4100 00 000000	ADAMS PRINCIPAL	500.00	0.00	0.00	500.00	199.96	180.00	0.00%
10 E 107 2410 4100 00 000000	JEFFERSON PRINCIPAL	250.00	0.00	0.00	250.00	0.00	60.84	0.00%
10 E 108 2410 4100 00 000000	LINCOLN PRINCIPAL	1,000.00	0.00	0.00	1,000.00	53.90	0.00	0.00%
10 E 109 2410 4100 00 000000	LONGFELLOW PRINCIPAL	250.00	0.00	0.00	250.00	0.00	0.00	0.00%
10 E 110 2410 4100 00 000000	WASHINGTON PRINCIPAL	250.00	0.00	0.00	250.00	0.00	0.00	0.00%
10 E 204 2410 4100 00 000000	JH PRINCIPAL SUPPLIES	600.00	0.00	0.00	600.00	0.00	0.00	0.00%
10 E 303 2410 4100 00 000000	HS PRINCIPAL SUPPLIES	1,000.00	0.00	0.00	1,000.00	313.97	357.15	0.00%

Expenses Monthly Short

Fiscal Year: 2024-2025
Month: August

MARION CUSD #2, IL

Account Number	Account Description	Original Budget	CY Monthly Activity	CYTD Activity	YTD Unexpended	YTD Encumbranc	Prior Fiscal Year	% of Budget
10 - EDUCATIONAL FUND								
10 E 105 2410 6400 00 000000	ADAMS PRINCIPAL	700.00	0.00	0.00	700.00	0.00	424.23	0.00%
10 E 107 2410 6400 00 000000	JEFFERSON PRINCIPAL	850.00	0.00	0.00	850.00	0.00	802.43	0.00%
10 E 108 2410 6400 00 000000	LINCOLN PRINCIPAL	1,500.00	0.00	0.00	1,500.00	0.00	1,441.97	0.00%
10 E 109 2410 6400 00 000000	LONGFELLOW PRINCIPAL	800.00	0.00	0.00	800.00	0.00	357.00	0.00%
10 E 110 2410 6400 00 000000	WASHINGTON PRINCIPAL	1,000.00	0.00	0.00	1,000.00	0.00	329.00	0.00%
10 E 204 2410 6400 00 000000	JH PRINCIPAL DUES/FEES	1,200.00	0.00	0.00	1,200.00	0.00	1,092.31	0.00%
10 E 303 2410 6400 00 000000	HS PRINCIPAL DUES/FEES	2,300.00	0.00	0.00	2,300.00	0.00	2,227.71	0.00%
10 E 000 2510 1150 00 000000	BUS MAN: SALARY, SEC	102,140.00	8,178.30	16,356.60	85,783.40	0.00	97,779.60	16.01%
10 E 000 2510 2120 00 000000	BUS MAN: IMRF	5,107.00	385.36	770.72	4,336.28	0.00	5,000.13	15.09%
10 E 000 2510 2220 00 000000	BUS MAN: HEALTH INSUR	17,640.00	1,475.66	2,881.06	14,758.94	0.00	16,797.88	16.33%
10 E 000 2510 3320 00 000000	BUS MAN: TRAVEL	3,500.00	175.00	695.00	2,805.00	0.00	2,331.37	19.86%
10 E 000 2510 3400 00 000000	BUS MAN: COM/POST	7,000.00	408.99	531.99	6,468.01	0.00	7,080.11	7.60%
10 E 000 2510 3500 00 000000	BUS MAN: ADVERTISING	3,000.00	0.00	0.00	3,000.00	0.00	1,420.40	0.00%
10 E 000 2510 3600 00 000000	BUS MAN: COPYING	2,400.00	200.00	400.00	2,000.00	0.00	2,400.00	16.67%
10 E 000 2510 4100 00 000000	BUS MAN: SUPPLIES	2,567.00	2,651.65	1,437.45	1,129.55	357.99	4,274.86	56.00%
10 E 000 2510 6400 00 000000	BUS MAN: DUES/FEES	600.00	0.00	0.00	600.00	0.00	15.00	0.00%
10 E 000 2520 1110 00 000000	Fiscal Serv: Salary	89,590.00	7,462.36	14,924.71	74,665.29	0.00	88,290.00	16.66%
10 E 000 2520 2120 00 000000	FISCAL: IMRF	4,480.00	351.64	703.28	3,776.72	0.00	4,160.41	15.70%
10 E 000 2520 2220 00 000000	FISCAL: HEALTH	16,775.00	1,403.49	2,740.13	14,034.87	0.00	15,976.04	16.33%
10 E 000 2520 3170 00 000000	AUDIT	24,000.00	17,456.25	17,456.25	6,543.75	0.00	22,250.00	72.73%
10 E 000 2520 3190 00 000002	Skyward Acct. Software	34,100.00	0.00	26,694.36	7,405.64	1,621.00	43,990.14	78.28%
10 E 000 2520 3190 00 000004	Public School Works Fee	9,000.00	0.00	0.00	9,000.00	0.00	9,458.00	0.00%
10 E 000 2520 3190 00 000005	BOND DISCLOSURE SERVICE	2,500.00	0.00	0.00	2,500.00	0.00	2,500.00	0.00%
10 E 000 2520 3320 00 000000	FISCAL: TRAVEL	3,000.00	0.00	814.00	2,186.00	0.00	2,805.00	27.13%
10 E 000 2520 4100 00 000000	FISCAL: SUPPLIES	7,000.00	0.00	0.00	7,000.00	1,185.36	5,928.41	0.00%
10 E 000 2520 6400 00 000000	FISCAL: DUES/FEES	3,500.00	0.00	1,299.00	2,201.00	0.00	7,234.36	37.11%
10 E 965 2540 4100 30 000000	Esser III Supplies	0.00	0.00	0.00	0.00	0.00	267.86	
10 E 965 2540 5400 30 000000	Esser III Capital	485,008.00	0.00	0.00	485,008.00	0.00	0.00	0.00%
10 E 000 2542 3190 00 000000	CRIMINAL BACKGROUND	10,000.00	890.00	890.00	9,110.00	0.00	4,290.00	8.90%
10 E 000 2545 3230 10 000000	DR ED: MAINT	1,000.00	0.00	680.19	319.81	0.00	360.00	68.02%
10 E 000 2545 4100 10 000000	DR ED: SUPPLIES	4,000.00	0.00	324.19	3,675.81	0.00	2,502.56	8.10%
10 E 000 2545 5400 10 000000	DR ED: CAP OUT	30,000.00	0.00	0.00	30,000.00	0.00	10,016.03	0.00%

Expenses Monthly Short

Fiscal Year: 2024-2025
Month: August

MARION CUSD #2, IL

Account Number	Account Description	Original Budget	CY Monthly Activity	CYTD Activity	YTD Unexpended	YTD Encumbranc	Prior Fiscal Year	% of Budget
10 - EDUCATIONAL FUND								
10 E 000 2560 1110 84 000000	FOOD SERV: SALARY, SUP	72,100.00	6,008.34	12,016.68	60,083.32	0.00	71,069.44	16.67%
10 E 000 2560 1150 84 000000	FOOD SERV: SALARY, SEC	18,338.00	1,528.10	3,056.20	15,281.80	0.00	18,195.40	16.67%
10 E 105 2560 1190 84 000000	ADAMS FOOD SERV COOKS	90,000.00	3,543.41	3,543.41	86,456.59	0.00	85,600.20	3.94%
10 E 107 2560 1190 84 000000	JEFFERSON FOOD SERV	78,000.00	2,463.67	2,463.67	75,536.33	0.00	71,422.55	3.16%
10 E 108 2560 1190 84 000000	LINCOLN FOOD SERV COOKS	111,000.00	2,877.85	2,877.85	108,122.15	0.00	129,235.78	2.59%
10 E 109 2560 1190 84 000000	LONGFELLOW FOOD SERV	95,000.00	2,608.17	2,608.17	92,391.83	0.00	85,981.45	2.75%
10 E 110 2560 1190 84 000000	WASHINGTON FOOD SERV	115,000.00	2,851.48	2,851.48	112,148.52	0.00	92,206.53	2.48%
10 E 204 2560 1190 84 000000	JH COOK SALARY	155,000.00	3,317.06	3,877.06	151,122.94	0.00	148,981.08	2.50%
10 E 303 2560 1190 84 000000	HS FOOD SERV COOKS	170,000.00	4,354.81	4,354.81	165,645.19	0.00	133,311.36	2.56%
10 E 000 2560 1200 84 000000	FOOD SERV: SALARY, SUBS	2,000.00	0.00	0.00	2,000.00	0.00	0.00	0.00%
10 E 105 2560 1200 84 000000	ADAMS FOOD SERV SUB	2,000.00	0.00	0.00	2,000.00	0.00	877.00	0.00%
10 E 107 2560 1200 84 000000	JEFFERSON FOOD SERV SUB	2,000.00	0.00	0.00	2,000.00	0.00	0.00	0.00%
10 E 108 2560 1200 84 000000	LINCOLN FOOD SERV SUB	2,000.00	0.00	0.00	2,000.00	0.00	1,079.00	0.00%
10 E 109 2560 1200 84 000000	LONGFELLOW FOOD SERV	2,000.00	0.00	0.00	2,000.00	0.00	312.00	0.00%
10 E 110 2560 1200 84 000000	WASHINGTON FOOD SERV	6,000.00	0.00	0.00	6,000.00	0.00	10,635.75	0.00%
10 E 204 2560 1200 84 000000	JH SUB COOK SALARY	6,000.00	318.50	318.50	5,681.50	0.00	12,294.25	5.31%
10 E 303 2560 1200 84 000000	HS FOOD SERV SUB COOK	10,000.00	0.00	0.00	10,000.00	0.00	7,661.50	0.00%
10 E 960 2560 1300 30 000000	ESSER II FOOD SERVICE	0.00	0.00	0.00	0.00	0.00	3,510.00	
10 E 965 2560 1300 30 000000	ESSER III Food Service	13,870.00	0.00	4,560.00	9,310.00	0.00	18,285.00	32.88%
10 E 105 2560 1300 84 000000	ADAMS FOOD SERV HOURLY	1,000.00	0.00	0.00	1,000.00	0.00	0.00	0.00%
10 E 107 2560 1300 84 000000	JEFFERSON FOOD SERV	1,000.00	0.00	0.00	1,000.00	0.00	0.00	0.00%
10 E 108 2560 1300 84 000000	LINCOLN FOOD SERV	1,000.00	29.48	29.48	970.52	0.00	886.80	2.95%
10 E 109 2560 1300 84 000000	LONGFELLOW FOOD SERV	1,000.00	0.00	0.00	1,000.00	0.00	60.52	0.00%
10 E 110 2560 1300 84 000000	WASHINGTON FOOD SERV	1,000.00	0.00	0.00	1,000.00	0.00	495.73	0.00%
10 E 204 2560 1300 84 000000	JH FOOD SERVICE HOURLY	1,000.00	0.00	0.00	1,000.00	0.00	434.46	0.00%
10 E 303 2560 1300 84 000000	HS FOOD SERV HOURLY	1,000.00	0.00	0.00	1,000.00	0.00	549.77	0.00%
10 E 105 2560 1310 84 000000	ADAMS FOOD SERV	1,000.00	0.00	0.00	1,000.00	0.00	751.54	0.00%
10 E 107 2560 1310 84 000000	JEFFERSON FOOD SERV	1,000.00	0.00	0.00	1,000.00	0.00	487.06	0.00%
10 E 108 2560 1310 84 000000	LINCOLN FOOD SERV	2,500.00	0.00	0.00	2,500.00	0.00	2,253.34	0.00%
10 E 109 2560 1310 84 000000	LONGFELLOW FOOD SERV	1,000.00	0.00	0.00	1,000.00	0.00	726.25	0.00%
10 E 110 2560 1310 84 000000	WASHINGTON FOOD SERV	500.00	32.91	32.91	467.09	0.00	132.24	6.58%
10 E 204 2560 1310 84 000000	JH FOOD SERVICE	4,000.00	159.17	159.17	3,840.83	0.00	2,952.16	3.98%

Expenses Monthly Short

Fiscal Year: 2024-2025
Month: August

MARION CUSD #2, IL

Account Number	Account Description	Original Budget	CY Monthly Activity	CYTD Activity	YTD Unexpended	YTD Encumbranc	Prior Fiscal Year	% of Budget
10 - EDUCATIONAL FUND								
10 E 303 2560 1310 84 000000	HS FOOD SERV OVERTIME	5,000.00	0.00	0.00	5,000.00	0.00	3,867.05	0.00%
10 E 960 2560 2120 30 000000	ESSER 2 IMRF	0.00	0.00	0.00	0.00	0.00	165.41	
10 E 965 2560 2120 30 000000	ESSER III Food IMRF	700.00	0.00	214.87	485.13	0.00	861.58	30.70%
10 E 000 2560 2120 84 000000	FOOD SERV: IMRF	4,525.00	355.12	710.23	3,814.77	0.00	4,206.12	15.70%
10 E 105 2560 2120 84 000000	ADAMS FOOD SERV IMRF	4,550.00	166.97	166.97	4,383.03	0.00	4,346.34	3.67%
10 E 107 2560 2120 84 000000	JEFFERSON FOOD SERV	3,900.00	116.09	116.09	3,783.91	0.00	3,347.51	2.98%
10 E 108 2560 2120 84 000000	LINCOLN FOOD SERV IMRF	5,555.00	123.55	123.55	5,431.45	0.00	6,237.59	2.22%
10 E 109 2560 2120 84 000000	LONGFELLOW FOOD SERV	4,800.00	122.89	122.89	4,677.11	0.00	4,122.32	2.56%
10 E 110 2560 2120 84 000000	WASHINGTON FOOD SERV	5,765.00	104.17	104.17	5,660.83	0.00	4,374.41	1.81%
10 E 204 2560 2120 84 000000	JH FOOD SERVICE IMRF	7,750.00	163.80	163.80	7,586.20	0.00	7,179.57	2.11%
10 E 303 2560 2120 84 000000	HS FOOD SERV IMRF	8,500.00	205.20	205.20	8,294.80	0.00	6,490.35	2.41%
10 E 965 2560 2220 30 000000	ESSER III HEALTH INS	0.00	0.00	2,227.74	-2,227.74	0.00	4,354.58	
10 E 000 2560 2220 84 000000	FOOD SERV: HEALTH INSUR	25,200.00	2,092.60	4,085.56	21,114.44	0.00	7,971.84	16.21%
10 E 105 2560 2220 84 000000	ADAMS FOOD SERV HEALTH	30,650.00	1,620.36	1,620.36	29,029.64	0.00	29,166.48	5.29%
10 E 107 2560 2220 84 000000	JEFFERSON FOOD SERV	9,500.00	0.00	0.00	9,500.00	0.00	0.00	0.00%
10 E 108 2560 2220 84 000000	LINCOLN FOOD SERV	9,500.00	0.00	0.00	9,500.00	0.00	0.00	0.00%
10 E 109 2560 2220 84 000000	LONGFELLOW FOOD SERV	9,600.00	506.48	506.48	9,093.52	0.00	9,116.64	5.28%
10 E 110 2560 2220 84 000000	WASHINGTON FOOD SERV	9,500.00	0.00	0.00	9,500.00	0.00	0.00	0.00%
10 E 204 2560 2220 84 000000	JH FOOD SERVICE HEALTH	25,000.00	4,455.46	4,455.46	20,544.54	0.00	20,457.10	17.82%
10 E 303 2560 2220 84 000000	HS FOOD SERV HEALTH	52,000.00	2,734.23	2,734.23	49,265.77	0.00	49,216.14	5.26%
10 E 000 2560 3190 84 000000	FOOD SERV: OTHER	10,000.00	0.00	1,200.00	8,800.00	330.00	39.50	12.00%
10 E 105 2560 3190 84 000000	ADAMS FOOD SERV OTHER	2,000.00	0.00	0.00	2,000.00	0.00	0.00	0.00%
10 E 107 2560 3190 84 000000	JEFFERSON FOOD SERV	2,000.00	0.00	0.00	2,000.00	2,300.00	0.00	0.00%
10 E 108 2560 3190 84 000000	LINCOLN FOOD SERV OTHER	7,000.00	0.00	0.00	7,000.00	0.00	-5,974.81	0.00%
10 E 109 2560 3190 84 000000	LONGFELLOW FOOD SERV	15,000.00	0.00	0.00	15,000.00	262.90	12,567.14	0.00%
10 E 110 2560 3190 84 000000	WASHINGTON FOOD SERV	11,000.00	0.00	0.00	11,000.00	398.79	8,717.82	0.00%
10 E 204 2560 3190 84 000000	JH FOOD SERV OTHER	2,000.00	0.00	0.00	2,000.00	0.00	0.00	0.00%
10 E 303 2560 3190 84 000000	HS FOOD SERV PURCHASED	2,000.00	0.00	0.00	2,000.00	0.00	0.00	0.00%
10 E 000 2560 3230 84 000000	FOOD SERV: MAINT - REPR	3,000.00	0.00	0.00	3,000.00	0.00	1,569.41	0.00%
10 E 105 2560 3230 84 000000	ADAMS FOOD SERV	4,100.00	0.00	0.00	4,100.00	0.00	723.05	0.00%
10 E 107 2560 3230 84 000000	JEFFERSON FOOD SERV	2,000.00	0.00	0.00	2,000.00	0.00	1,460.52	0.00%
10 E 108 2560 3230 84 000000	LINCOLN FOOD SERV	3,000.00	0.00	0.00	3,000.00	0.00	2,392.39	0.00%

Expenses Monthly Short

Fiscal Year: 2024-2025
Month: August

MARION CUSD #2, IL

Account Number	Account Description	Original Budget	CY Monthly Activity	CYTD Activity	YTD Unexpended	YTD Encumbranc	Prior Fiscal Year	% of Budget
10 - EDUCATIONAL FUND								
10 E 109 2560 3230 84 000000	LONGFELLOW FOOD SERV	4,000.00	0.00	0.00	4,000.00	0.00	2,216.75	0.00%
10 E 110 2560 3230 84 000000	WASHINGTON FOOD SERV	3,500.00	0.00	0.00	3,500.00	44.17	3,496.82	0.00%
10 E 204 2560 3230 84 000000	JH FOOD SERV	4,500.00	0.00	0.00	4,500.00	155.00	2,538.22	0.00%
10 E 303 2560 3230 84 000000	HS FOOD SERV	10,000.00	0.00	0.00	10,000.00	0.00	5,622.12	0.00%
10 E 000 2560 3320 84 000000	FOOD SERV: TRAVEL	1,000.00	0.00	0.00	1,000.00	0.00	1,095.24	0.00%
10 E 105 2560 3320 84 000000	ADAMS FOOD SERV TRAVEL	500.00	0.00	0.00	500.00	0.00	226.80	0.00%
10 E 107 2560 3320 84 000000	JEFFERSON FOOD SERV	100.00	0.00	0.00	100.00	0.00	0.00	0.00%
10 E 108 2560 3320 84 000000	LINCOLN FOOD SERV	100.00	0.00	0.00	100.00	0.00	0.00	0.00%
10 E 109 2560 3320 84 000000	LONGFELLOW FOOD SERV	100.00	0.00	0.00	100.00	0.00	0.00	0.00%
10 E 110 2560 3320 84 000000	WASHINGTON FOOD SERV	100.00	0.00	0.00	100.00	0.00	0.00	0.00%
10 E 303 2560 3320 84 000000	HS FOOD SERV TRAVEL	100.00	0.00	0.00	100.00	0.00	0.00	0.00%
10 E 000 2560 4100 84 000000	FOOD SERV: SUPPLIES	60,000.00	237.75	237.75	59,762.25	0.00	25,201.44	0.40%
10 E 000 2560 4100 84 429900	Supply Chain Assist	0.00	0.00	0.00	0.00	0.00	152,661.60	
10 E 105 2560 4100 84 000000	ADAMS FOOD SERV	75,000.00	1,002.49	4,470.22	70,529.78	0.00	63,153.75	5.96%
10 E 107 2560 4100 84 000000	JEFFERSON FOOD SERV	95,000.00	0.00	1,532.66	93,467.34	0.00	84,542.48	1.61%
10 E 108 2560 4100 84 000000	LINCOLN FOOD SERV	160,000.00	4,470.90	21,559.34	138,440.66	0.00	160,462.93	13.47%
10 E 109 2560 4100 84 000000	LONGFELLOW FOOD SERV	90,000.00	0.00	1,056.43	88,943.57	0.00	89,364.49	1.17%
10 E 110 2560 4100 84 000000	WASHINGTON FOOD SERV	125,000.00	0.00	1,113.65	123,886.35	238.63	118,871.23	0.89%
10 E 204 2560 4100 84 000000	JH FOOD SERVICE	230,000.00	0.00	2,726.07	227,273.93	0.00	226,665.92	1.19%
10 E 303 2560 4100 84 000000	HS FOOD SERV SUPPLIES	225,000.00	0.00	5,922.29	219,077.71	0.00	219,726.40	2.63%
10 E 000 2560 5400 84 000000	Food Service Equipment	1,800.00	0.00	0.00	1,800.00	0.00	1,754.00	0.00%
10 E 105 2560 5400 84 000000	ADAMS FOOD SERV	1,000.00	0.00	0.00	1,000.00	0.00	0.00	0.00%
10 E 107 2560 5400 84 000000	JEFFERSON FOOD SERV	4,000.00	0.00	0.00	4,000.00	0.00	0.00	0.00%
10 E 108 2560 5400 84 000000	LINCOLN FOOD SERV	4,000.00	0.00	0.00	4,000.00	0.00	0.00	0.00%
10 E 109 2560 5400 84 000000	LONGFELLOW FOOD SERV	25,000.00	0.00	0.00	25,000.00	0.00	0.00	0.00%
10 E 110 2560 5400 84 000000	WASHINGTON FOOD SERV	4,000.00	0.00	0.00	4,000.00	0.00	0.00	0.00%
10 E 204 2560 5400 84 000000	JH FOOD SERV CAPITAL	5,000.00	0.00	0.00	5,000.00	0.00	0.00	0.00%
10 E 303 2560 5400 84 000000	HS FOOD SERV CAPITAL	25,000.00	0.00	0.00	25,000.00	0.00	0.00	0.00%
10 E 000 2560 6400 84 000000	FOOD SERV: DUES/FEES	2,000.00	0.00	0.00	2,000.00	0.00	0.00	0.00%
10 E 902 3900 1140 30 000000	TITLE I COM SERVICE	10,000.00	0.00	0.00	10,000.00	0.00	0.00	0.00%
10 E 902 3900 1140 30 105000	ADAMS TITLE I COM SER	0.00	772.46	1,544.92	-1,544.92	0.00	7,942.97	
10 E 902 3900 1140 30 107000	JEFF TITLE I COM SER	0.00	907.56	1,815.12	-1,815.12	0.00	13,627.65	

Expenses Monthly Short

Fiscal Year: 2024-2025
Month: August

MARION CUSD #2, IL

Account Number	Account Description	Original Budget	CY Monthly Activity	CYTD Activity	YTD Unexpended	YTD Encumbranc	Prior Fiscal Year	% of Budget
10 - EDUCATIONAL FUND								
10 E 902 3900 1140 30 108000	LINC TITLE I COM SER	0.00	1,042.62	2,085.24	-2,085.24	0.00	10,644.44	
10 E 902 3900 1140 30 109000	LONG TITLE I COM SER	0.00	907.56	1,815.12	-1,815.12	0.00	4,959.90	
10 E 902 3900 1140 30 110000	WASH TITLE I COM SER	0.00	907.56	1,815.12	-1,815.12	0.00	9,293.45	
10 E 930 3900 1140 30 000000	TITLE I: COM. SERV SAL	59,706.00	0.00	0.00	59,706.00	0.00	0.00	0.00%
10 E 930 3900 1140 30 105000	AD TITLE SALARY	0.00	0.00	0.00	0.00	0.00	840.00	
10 E 930 3900 1140 30 107000	JE TITLE SALARY	0.00	0.00	0.00	0.00	0.00	840.00	
10 E 930 3900 1140 30 108000	LI TITLE SALARY	0.00	0.00	0.00	0.00	0.00	840.00	
10 E 930 3900 1140 30 109000	LO TITLE SALARY	0.00	0.00	0.00	0.00	0.00	840.00	
10 E 930 3900 1140 30 110000	WA TITLE SALARY	0.00	0.00	0.00	0.00	0.00	840.00	
10 E 902 3900 2100 30 105000	AD TITLE I FED TRS	0.00	0.00	0.00	0.00	0.00	1,105.27	
10 E 902 3900 2100 30 107000	JE TITLE I FED TRS	0.00	0.00	0.00	0.00	0.00	1,798.81	
10 E 902 3900 2100 30 108000	LI TITLE I FED TRS	0.00	0.00	0.00	0.00	0.00	1,482.76	
10 E 902 3900 2100 30 109000	LO TITLE I FED TRS	0.00	0.00	0.00	0.00	0.00	789.10	
10 E 902 3900 2100 30 110000	WA TITLE I FED TRS	0.00	0.00	0.00	0.00	0.00	1,294.17	
10 E 930 3900 2100 30 000000	TITLE I FED TRS	7,000.00	0.00	0.00	7,000.00	0.00	0.00	0.00%
10 E 902 3900 2110 30 000000	TITLE I 9.4% TRS	6,000.00	0.00	0.00	6,000.00	0.00	0.00	0.00%
10 E 902 3900 2110 30 105000	AD TITLE I TRS	0.00	0.00	0.00	0.00	0.00	938.30	
10 E 902 3900 2110 30 107000	JE TITLE I TRS	0.00	0.00	0.00	0.00	0.00	1,527.36	
10 E 902 3900 2110 30 108000	LI TITLE I TRS	0.00	0.00	0.00	0.00	0.00	1,258.93	
10 E 902 3900 2110 30 109000	LO TITLE I TRS	0.00	0.00	0.00	0.00	0.00	670.14	
10 E 902 3900 2110 30 110000	WA TITLE I TRS	0.00	0.00	0.00	0.00	0.00	1,098.76	
10 E 902 3900 2170 30 105000	AD TITLE I .58% TRS	0.00	0.00	0.00	0.00	0.00	60.54	
10 E 902 3900 2170 30 107000	JE TITLE I .58% TRS	0.00	0.00	0.00	0.00	0.00	98.54	
10 E 902 3900 2170 30 108000	LI TITLE I .58% TRS	0.00	0.00	0.00	0.00	0.00	81.31	
10 E 902 3900 2170 30 109000	LO TITLE I .58% TRS	0.00	0.00	0.00	0.00	0.00	43.29	
10 E 902 3900 2170 30 110000	WA TITLE I .58% TRS	0.00	0.00	0.00	0.00	0.00	70.60	
10 E 930 3900 2170 30 000000	TITLE I .58% TRS	380.00	0.00	0.00	380.00	0.00	0.00	0.00%
10 E 902 3900 2220 30 105000	AD Title I Health Ins	0.00	159.54	311.48	-311.48	0.00	1,437.18	
10 E 902 3900 2220 30 107000	JE Title I Health Ins	0.00	159.54	311.48	-311.48	0.00	2,732.63	
10 E 902 3900 2220 30 108000	LI Title I Health Ins	0.00	159.54	311.48	-311.48	0.00	1,437.18	
10 E 902 3900 2220 30 109000	LO Title I Health Ins	0.00	159.54	311.48	-311.48	0.00	141.73	
10 E 902 3900 2220 30 110000	WA Title I Health Ins	0.00	159.54	311.50	-311.50	0.00	1,437.04	

Expenses Monthly Short

Fiscal Year: 2024-2025
Month: August

MARION CUSD #2, IL

Account Number	Account Description	Original Budget	CY Monthly Activity	CYTD Activity	YTD Unexpended	YTD Encumbranc	Prior Fiscal Year	% of Budget
10 - EDUCATIONAL FUND								
10 E 902 3900 2250 30 000000	TITLE I THIS INS	1,600.00	0.00	0.00	1,600.00	0.00	0.00	0.00%
10 E 902 3900 2250 30 105000	AD TITLE I TRS HEALTH	0.00	0.00	0.00	0.00	0.00	163.74	
10 E 902 3900 2250 30 107000	JE TITLE I TRS HEALTH	0.00	0.00	0.00	0.00	0.00	266.30	
10 E 902 3900 2250 30 108000	LI TITLE I TRS HEALTH	0.00	0.00	0.00	0.00	0.00	219.61	
10 E 902 3900 2250 30 109000	LO TITLE I TRS HEALTH	0.00	0.00	0.00	0.00	0.00	116.80	
10 E 902 3900 2250 30 110000	WA TITLE I TRS HEALTH	0.00	0.00	0.00	0.00	0.00	191.85	
10 E 930 3900 2250 30 000000	TITLE I TRS HEALTH	1,030.00	0.00	0.00	1,030.00	0.00	0.00	0.00%
10 E 971 3900 3190 00 000000	Stronger Connections	36,000.00	0.00	0.00	36,000.00	0.00	0.00	0.00%
10 E 000 3901 1140 00 000000	AFTERCATS SALARY	1,000.00	0.00	0.00	1,000.00	0.00	52.00	0.00%
10 E 105 3901 1140 00 000000	ADAMS AFTERCATS SALARY	21,000.00	565.75	565.75	20,434.25	0.00	12,855.57	2.69%
10 E 107 3901 1140 00 000000	JEFFERSON AFTERCATS	20,000.00	186.24	186.24	19,813.76	0.00	10,298.49	0.93%
10 E 108 3901 1140 00 000000	LINCOLN AFTERCATS	29,000.00	409.11	409.11	28,590.89	0.00	27,910.28	1.41%
10 E 109 3901 1140 00 000000	LONGFELLOW AFTERCATS	28,000.00	445.87	445.87	27,554.13	0.00	17,241.72	1.59%
10 E 110 3901 1140 00 000000	WASHINGTON AFTERCATS	36,000.00	190.20	190.20	35,809.80	0.00	16,444.23	0.53%
10 E 204 3901 1140 00 000000	JH AFTERCATS SALARY	16,000.00	842.46	842.46	15,157.54	0.00	13,377.72	5.27%
10 E 000 3901 2120 00 000000	AFTERCATS: IMRF	0.00	0.00	0.00	0.00	0.00	1.23	
10 E 105 3901 2120 00 000000	ADAMS AFTERCATS IMRF	100.00	0.00	0.00	100.00	0.00	0.00	0.00%
10 E 107 3901 2120 00 000000	JEFFERSON AFTERCATS	600.00	0.00	0.00	600.00	0.00	556.59	0.00%
10 E 108 3901 2120 00 000000	LINCOLN AFTERCATS IMRF	1,200.00	19.28	19.28	1,180.72	0.00	1,096.22	1.61%
10 E 109 3901 2120 00 000000	LONGFELLOW AFTERCATS	1,200.00	21.02	21.02	1,178.98	0.00	1,053.58	1.75%
10 E 110 3901 2120 00 000000	WASHINGTON AFTERCATS	1,000.00	8.96	8.96	991.04	0.00	918.23	0.90%
10 E 204 3901 2120 00 000000	JH AFTERCATS IMRF	900.00	39.70	39.70	860.30	0.00	727.97	4.41%
10 E 204 3901 2220 00 000000	JH AFTERCATS HEALTH	9,600.00	506.49	506.49	9,093.51	0.00	9,116.82	5.28%
10 E 204 3901 4000 00 000000	AFTERCATS SUPPLIES	1,200.00	0.00	0.00	1,200.00	46.99	1,011.25	0.00%
10 E 000 4120 3190 12 000000	WCSED: BILLING	5,093,631.00	363,890.85	906,592.45	4,187,038.55	0.00	4,287,872.00	17.80%
10 E 000 4120 3190 12 000001	WCSED:ORPHANAGE	47,800.00	0.00	0.00	47,800.00	0.00	104,439.84	0.00%
10 E 000 4120 3190 12 000002	WCES IDEA FT	988,461.00	0.00	0.00	988,461.00	0.00	1,125,795.00	0.00%
10 E 000 4120 3190 12 000004	WCES IDEA-PS FT	26,706.00	0.00	0.00	26,706.00	0.00	29,760.00	0.00%
10 E 000 4120 3190 12 000005	WCES CRSE-FT	546,520.00	0.00	0.00	546,520.00	0.00	546,519.80	0.00%
10 E 000 4120 3190 12 000006	PRIVATE FACILITY	50,000.00	0.00	15,358.97	34,641.03	0.00	61,076.09	30.72%
10 E 000 4120 3190 12 000009	WCES: PRE K	63,719.00	0.00	0.00	63,719.00	0.00	51,346.00	0.00%
10 E 965 4130 3190 30 000000		0.00	0.00	0.00	0.00	1,000.00	0.00	

Expenses Monthly Short

Fiscal Year: 2024-2025
Month: August

MARION CUSD #2, IL

Account Number	Account Description	Original Budget	CY Monthly Activity	CYTD Activity	YTD Unexpended	YTD Encumbranc	Prior Fiscal Year	% of Budget
10 - EDUCATIONAL FUND								
10 E 000 4190 3190 00 000001	FOUNDATION GRANTS	10,000.00	147.50	0.00	10,000.00	201.54	38,292.86	0.00%
10 E 000 4190 3190 00 000003	ROE TUITION ECHO	170,000.00	0.00	8,527.00	161,473.00	0.00	134,231.18	5.02%
10 E 000 4190 3190 00 000004	CITY OF MARION SRO	500,000.00	0.00	0.00	500,000.00	0.00	382,232.21	0.00%
10 - --- ---- ---- -- ------		42,858,756.	2,468,506.92	5,879,940.37	36,978,815.	1,028,056.	37,433,236.	13.72%
11 - ACTIVITY FUNDS								
11 E 000 1999 6900 00 000000	ACTIVITY FUND EXPENSE	1,120,000.00	0.00	0.00	1,120,000.00	0.00	1,121,141.41	0.00%
11 - --- ---- ---- -- ------		1,120,000.00	0.00	0.00	1,120,000.00	0.00	1,121,141.41	0.00%
20 - OPERATIONS & MAINTENANCE FUND								
20 E 000 2533 3010 00 000000	STORM SHELTER	5,000.00	0.00	0.00	5,000.00	0.00	0.00	0.00%
20 E 000 2533 3010 00 000707	3 Yr Asbestos Plan	1,000.00	0.00	0.00	1,000.00	0.00	0.00	0.00%
20 E 000 2533 3010 00 000804	DISTRICT WIDE BLEACHER	5,000.00	0.00	0.00	5,000.00	0.00	0.00	0.00%
20 E 000 2533 3010 00 000805	DISTRICT WIDE ROOF	10,000.00	0.00	0.00	10,000.00	0.00	7,875.00	0.00%
20 E 000 2533 5230 03 000000	BAYSINGER ARCH FEES	50,000.00	0.00	0.00	50,000.00	0.00	0.00	0.00%
20 E 965 2533 5230 30 000000	ESSER III ARCH	25,000.00	0.00	0.00	25,000.00	0.00	82,284.75	0.00%
20 E 965 2535 5230 30 000000	ESSER III HVAC	500,000.00	0.00	174,633.10	325,366.90	0.00	2,034,707.90	34.93%
20 E 000 2542 1150 00 000000	O & M Secretary	18,400.00	2,536.10	5,072.20	13,327.80	0.00	16,594.52	27.57%
20 E 000 2542 1190 00 000000	MAINT: SALARY,	500,000.00	35,544.84	72,161.98	427,838.02	0.00	424,596.01	14.43%
20 E 105 2542 1190 00 000000	ADAMS CUSTODIAN SALARY	115,000.00	6,783.79	13,163.79	101,836.21	0.00	84,818.75	11.45%
20 E 107 2542 1190 00 000000	JEFFERSON CUSTODIAN	108,000.00	6,366.80	13,028.40	94,971.60	0.00	78,992.00	12.06%
20 E 108 2542 1190 00 000000	LINCOLN CUSTODIAN	107,000.00	5,392.40	11,033.20	95,966.80	0.00	98,049.80	10.31%
20 E 109 2542 1190 00 000000	LONGFELLOW CUSTODIAN	80,000.00	5,723.44	11,733.84	68,266.16	0.00	69,896.08	14.67%
20 E 110 2542 1190 00 000000	WASHINGTON CUSTODIAN	121,000.00	8,962.00	18,334.00	102,666.00	0.00	101,350.85	15.15%
20 E 204 2542 1190 00 000000	JH CUSTODIAN SALARY	183,000.00	8,858.26	19,757.46	163,242.54	0.00	138,012.84	10.80%
20 E 303 2542 1190 00 000000	HS CUSTODIAN SALARY	322,000.00	27,420.18	54,596.98	267,403.02	0.00	286,779.20	16.96%
20 E 000 2542 1200 00 000000	Maint: salary,	35,000.00	5,813.50	11,924.50	23,075.50	0.00	21,495.15	34.07%
20 E 105 2542 1200 00 000000	ADAMS SUB/EXTRA	1,000.00	0.00	0.00	1,000.00	0.00	0.00	0.00%
20 E 107 2542 1200 00 000000	JEFFERSON SUB/EXTRA	10,000.00	0.00	0.00	10,000.00	0.00	689.00	0.00%
20 E 108 2542 1200 00 000000	LINCOLN SUB/EXTRA	10,000.00	402.50	1,645.00	8,355.00	0.00	6,343.55	16.45%
20 E 109 2542 1200 00 000000	LONGFEFLLOW SUB/EXTRA	4,000.00	0.00	0.00	4,000.00	0.00	315.00	0.00%
20 E 110 2542 1200 00 000000	WASHINGTON SUB/EXTRA	15,000.00	0.00	0.00	15,000.00	0.00	10,736.49	0.00%
20 E 204 2542 1200 00 000000	JH SUB/EXTRA CUSTODIAN	30,000.00	1,288.00	2,408.00	27,592.00	0.00	29,360.20	8.03%
20 E 303 2542 1200 00 000000	HS SUB/EXTRA CUSTODIAN	25,000.00	0.00	0.00	25,000.00	0.00	22,867.00	0.00%

Expenses Monthly Short

Fiscal Year: 2024-2025
Month: August

MARION CUSD #2, IL

Account Number	Account Description	Original Budget	CY Monthly Activity	CYTD Activity	YTD Unexpended	YTD Encumbranc	Prior Fiscal Year	% of Budget
20 - OPERATIONS & MAINTENANCE FUND								
20 E 000 2542 1210 00 000000	UPKP BLD: TEMP WORK	35,000.00	3,227.00	10,342.50	24,657.50	0.00	12,041.00	29.55%
20 E 105 2542 1210 00 000000	ADAMS CUSTODIAN TEMP	22,000.00	154.00	444.50	21,555.50	0.00	19,208.00	2.02%
20 E 107 2542 1210 00 000000	JEFFERSON CUSTODIAN	14,000.00	0.00	0.00	14,000.00	0.00	12,179.50	0.00%
20 E 108 2542 1210 00 000000	LINCOLN CUSTODIAN TEMP	15,000.00	0.00	224.00	14,776.00	0.00	10,084.25	1.49%
20 E 109 2542 1210 00 000000	LONGFELLOW CUSTODIAN	15,000.00	2,079.00	4,207.00	10,793.00	0.00	11,554.50	28.05%
20 E 110 2542 1210 00 000000	WASHINGTON CUSTODIAN	20,000.00	0.00	0.00	20,000.00	0.00	14,743.50	0.00%
20 E 204 2542 1210 00 000000	JH CUSTODIAN TEMP	10,000.00	0.00	0.00	10,000.00	0.00	5,931.25	0.00%
20 E 303 2542 1210 00 000000	HS CUSTODIAN TEMP	20,000.00	2,037.00	4,501.00	15,499.00	0.00	16,947.54	22.51%
20 E 000 2542 1300 00 000000	Maint: Salary, Overtime	15,000.00	2,011.45	3,172.56	11,827.44	0.00	10,483.61	21.15%
20 E 105 2542 1300 00 000000	ADAMS CUSTODIAN	2,000.00	144.82	144.82	1,855.18	0.00	1,327.00	7.24%
20 E 107 2542 1300 00 000000	JEFFERSON CUSTODIAN	20,000.00	39.50	39.50	19,960.50	0.00	15,229.30	0.20%
20 E 108 2542 1300 00 000000	LINCOLN CUSTODIAN	4,000.00	17.84	17.84	3,982.16	0.00	2,608.38	0.45%
20 E 109 2542 1300 00 000000	LONGFELLOW CUSTODIAN	1,000.00	0.00	0.00	1,000.00	0.00	428.38	0.00%
20 E 110 2542 1300 00 000000	WASHINGTON CUSTODIAN	4,000.00	0.00	0.00	4,000.00	0.00	2,673.51	0.00%
20 E 204 2542 1300 00 000000	JH CUSTODIAN OVERTIME	12,000.00	0.00	0.00	12,000.00	0.00	10,991.70	0.00%
20 E 303 2542 1300 00 000000	HS CUSTODIAN OVERTIME	25,000.00	630.79	678.35	24,321.65	0.00	17,401.66	2.71%
20 E 000 2542 2120 00 000000	MAINT: IMRF	28,750.00	1,885.56	3,867.01	24,882.99	0.00	21,282.75	13.45%
20 E 105 2542 2120 00 000000	ADAMS CUSTODIAN IMRF	6,000.00	294.46	595.08	5,404.92	0.00	3,339.98	9.92%
20 E 107 2542 2120 00 000000	JEFFERSON CUSTODIAN	6,000.00	301.86	615.76	5,384.24	0.00	4,439.79	10.26%
20 E 108 2542 2120 00 000000	LINCOLN CUSTODIAN IMRF	6,000.00	254.92	520.70	5,479.30	0.00	4,859.38	8.68%
20 E 109 2542 2120 00 000000	LONGFELLOW CUSTODIAN	4,000.00	269.68	552.90	3,447.10	0.00	3,313.63	13.82%
20 E 110 2542 2120 00 000000	WASHINGTON CUSTODIAN	7,000.00	422.30	863.92	6,136.08	0.00	5,129.70	12.34%
20 E 204 2542 2120 00 000000	JH CUSTODIAN IMRF	9,500.00	417.40	930.98	8,569.02	0.00	8,004.34	9.80%
20 E 303 2542 2120 00 000000	HS CUSTODIAN IMRF	16,000.00	1,321.80	2,604.64	13,395.36	0.00	14,098.45	16.28%
20 E 000 2542 2220 00 000000	Maint: Health Insur	67,000.00	4,185.20	8,171.12	58,828.88	0.00	47,641.24	12.20%
20 E 105 2542 2220 00 000000	ADAMS CUSTODIAN HEALTH	47,000.00	3,846.96	7,510.72	39,489.28	0.00	43,790.68	15.98%
20 E 107 2542 2220 00 000000	JEFFERSON CUSTODIAN	40,000.00	3,230.02	6,306.22	33,693.78	0.00	36,767.94	15.77%
20 E 108 2542 2220 00 000000	LINCOLN CUSTODIAN	20,000.00	797.70	1,557.42	18,442.58	0.00	16,439.01	7.79%
20 E 109 2542 2220 00 000000	LONGFELLOW CUSTODIAN	25,000.00	1,754.36	3,425.16	21,574.84	0.00	19,970.06	13.70%
20 E 110 2542 2220 00 000000	WASHINGTON CUSTODIAN	20,000.00	797.70	1,557.42	18,442.58	0.00	9,080.46	7.79%
20 E 204 2542 2220 00 000000	JH CUSTODIAN HEALTH INS	20,000.00	797.70	1,557.42	18,442.58	0.00	15,360.69	7.79%
20 E 303 2542 2220 00 000000	HS CUSTODIAN HEALTH	80,000.00	7,185.96	13,307.58	66,692.42	0.00	52,999.50	16.63%

Expenses Monthly Short

Fiscal Year: 2024-2025
Month: August

MARION CUSD #2, IL

Account Number	Account Description	Original Budget	CY Monthly Activity	CYTD Activity	YTD Unexpended	YTD Encumbranc	Prior Fiscal Year	% of Budget
20 - OPERATIONS & MAINTENANCE FUND								
20 E 000 2542 3190 00 000000	UPKP BLD: OTHER CONTR	822,000.00	141,490.85	203,290.21	618,709.79	281,528.52	586,809.73	24.73%
20 E 000 2542 3210 00 000000	PEST CONTROL	3,000.00	0.00	0.00	3,000.00	0.00	2,876.07	0.00%
20 E 105 2542 3210 00 000000	ADAMS PEST CONTROL	1,000.00	86.00	172.00	828.00	0.00	496.10	17.20%
20 E 107 2542 3210 00 000000	JEFFERSON PEST CONTROL	1,200.00	2.20	64.40	1,135.60	0.00	804.20	5.37%
20 E 108 2542 3210 00 000000	LINCOLN PEST CONTROL	1,200.00	63.30	126.60	1,073.40	0.00	999.30	10.55%
20 E 109 2542 3210 00 000000	LONGFELLOW PEST CONTROL	1,200.00	0.00	63.30	1,136.70	0.00	911.60	5.28%
20 E 110 2542 3210 00 000000	WASHINGTON PEST CONTROL	5,000.00	62.00	2,372.00	2,628.00	0.00	186.00	47.44%
20 E 204 2542 3210 00 000000	JH PEST CONTROL	1,500.00	0.00	0.00	1,500.00	0.00	0.00	0.00%
20 E 303 2542 3210 00 000000	HS PEST CONTROL	6,000.00	80.00	179.00	5,821.00	0.00	4,373.64	2.98%
20 E 000 2542 3220 00 000000	Maint: Cln Serv	4,500.00	0.00	0.00	4,500.00	796.90	2,905.14	0.00%
20 E 107 2542 3220 00 000000	JEFFERSON MOPS/RUGS	14,000.00	0.00	0.00	14,000.00	451.55	10,011.28	0.00%
20 E 108 2542 3220 00 000000	LINCOLN MOPS/RUGS	18,000.00	0.00	0.00	18,000.00	139.02	16,961.18	0.00%
20 E 109 2542 3220 00 000000	LONGFELLOW MOPS/RUGS	15,000.00	0.00	0.00	15,000.00	724.37	9,729.34	0.00%
20 E 110 2542 3220 00 000000	WASHINGTON MOPS/RUGS	20,000.00	0.00	0.00	20,000.00	1,046.27	16,411.04	0.00%
20 E 204 2542 3220 00 000000	JH MOPS/RUGS	23,000.00	0.00	0.00	23,000.00	2,078.18	17,162.38	0.00%
20 E 303 2542 3220 00 000000	HS MOPS/RUGS	25,000.00	0.00	0.00	25,000.00	2,166.25	20,204.39	0.00%
20 E 000 2542 3320 00 000000	MAINT: TRAVEL	2,000.00	750.00	789.24	1,210.76	0.00	1,400.58	39.46%
20 E 000 2542 3400 00 000000	PHONE SERVICE	210,000.00	32,883.58	33,173.58	176,826.42	0.00	183,374.76	15.80%
20 E 000 2542 3700 00 000011	UO WATER	800.00	34.74	69.48	730.52	0.00	432.92	8.69%
20 E 000 2542 3700 00 000013	SPORTS COMPLEX WATER	4,000.00	152.27	211.60	3,788.40	0.00	2,122.98	5.29%
20 E 105 2542 3700 00 000000	ADAMS WATER	40,000.00	141.84	276.01	39,723.99	0.00	35,955.66	0.69%
20 E 107 2542 3700 00 000000	JEFFERSON WATER	18,000.00	1,129.81	2,732.72	15,267.28	0.00	14,267.69	15.18%
20 E 108 2542 3700 00 000000	LINCOLN WATER	8,000.00	167.18	592.22	7,407.78	0.00	6,185.04	7.40%
20 E 109 2542 3700 00 000000	LONGFELLOW WATER	7,000.00	186.04	615.93	6,384.07	0.00	4,931.78	8.80%
20 E 110 2542 3700 00 000000	WASHINGTON WATER	15,000.00	84.00	638.48	14,361.52	0.00	8,098.04	4.26%
20 E 204 2542 3700 00 000000	JH WATER	15,000.00	357.62	1,142.33	13,857.67	0.00	11,005.41	7.62%
20 E 303 2542 3700 00 000000	HS WATER	15,000.00	348.39	1,113.53	13,886.47	0.00	12,367.36	7.42%
20 E 000 2542 4100 00 000000	MAINTENANCE SUPPLIES	250,000.00	26,963.36	43,716.33	206,283.67	17,455.82	197,776.56	17.49%
20 E 105 2542 4100 00 000000	ADAMS CUSTODIAL	12,500.00	4,610.25	4,610.25	7,889.75	5,864.61	9,357.52	36.88%
20 E 107 2542 4100 00 000000	JEFFERSON CUSTODIAL	13,000.00	280.80	280.80	12,719.20	1,229.07	11,683.39	2.16%
20 E 108 2542 4100 00 000000	LINCOLN CUSTODIAL	20,000.00	3,265.12	3,265.12	16,734.88	4,601.43	15,251.48	16.33%
20 E 109 2542 4100 00 000000	LONGFELLOW CUSTODIAL	11,000.00	187.20	187.20	10,812.80	1,999.67	9,583.23	1.70%

Expenses Monthly Short

Fiscal Year: 2024-2025
Month: August

MARION CUSD #2, IL

Account Number	Account Description	Original Budget	CY Monthly Activity	CYTD Activity	YTD Unexpended	YTD Encumbranc	Prior Fiscal Year	% of Budget
20 - OPERATIONS & MAINTENANCE FUND								
20 E 110 2542 4100 00 000000	WASHINGTON CUSTODIAL	18,000.00	979.43	979.43	17,020.57	2,543.17	15,650.53	5.44%
20 E 204 2542 4100 00 000000	JH CUSTODIAN SUPPLIES	25,000.00	2,642.89	2,642.89	22,357.11	2,916.94	16,806.36	10.57%
20 E 303 2542 4100 00 000000	HS CUSTODIAN SUPPLIES	45,000.00	3,740.49	3,740.49	41,259.51	7,806.72	39,761.97	8.31%
20 E 000 2542 4650 00 000011	UO GAS	3,200.00	55.32	111.30	3,088.70	0.00	2,174.17	3.48%
20 E 107 2542 4650 00 000000	JEFFERSON GAS	16,000.00	160.02	484.48	15,515.52	0.00	13,544.49	3.03%
20 E 108 2542 4650 00 000000	LINCOLN GAS	23,000.00	879.22	2,436.13	20,563.87	0.00	14,974.74	10.59%
20 E 109 2542 4650 00 000000	LONGFELLOW GAS	14,000.00	0.00	232.20	13,767.80	0.00	9,654.53	1.66%
20 E 110 2542 4650 00 000000	WASHINGTON GAS	25,000.00	228.54	597.15	24,402.85	0.00	17,953.72	2.39%
20 E 204 2542 4650 00 000000	JH GAS	38,000.00	1,008.66	3,161.69	34,838.31	0.00	32,864.37	8.32%
20 E 303 2542 4650 00 000000	HS GAS	25,000.00	90.39	557.82	24,442.18	0.00	22,908.90	2.23%
20 E 000 2542 4660 00 000011	UO ELECTRIC	12,000.00	0.00	664.62	11,335.38	0.00	7,677.15	5.54%
20 E 000 2542 4660 00 000013	SPORTS COMPLEX ELECTRIC	10,000.00	427.78	850.93	9,149.07	0.00	6,146.63	8.51%
20 E 105 2542 4660 00 000000	ADAMS ELECTRIC	104,000.00	6,044.30	12,237.40	91,762.60	0.00	88,920.05	11.77%
20 E 107 2542 4660 00 000000	JEFFERSON ELECTRIC	65,000.00	0.00	4,236.60	60,763.40	0.00	49,093.48	6.52%
20 E 108 2542 4660 00 000000	LINCOLN ELECTRIC	85,000.00	0.00	8,388.84	76,611.16	0.00	71,553.36	9.87%
20 E 109 2542 4660 00 000000	LONGFELLOW ELECTRIC	42,000.00	0.00	0.00	42,000.00	0.00	37,268.32	0.00%
20 E 110 2542 4660 00 000000	WASHINGTON ELECTRIC	85,000.00	0.00	1,975.77	83,024.23	0.00	75,959.92	2.32%
20 E 204 2542 4660 00 000000	JH ELECTRIC	125,000.00	0.00	0.00	125,000.00	0.00	119,617.20	0.00%
20 E 303 2542 4660 00 000000	HS ELECTRIC	520,000.00	0.00	0.00	520,000.00	0.00	479,327.95	0.00%
20 E 000 2542 5400 00 000000	UPKP BLD: EQUIP CAP OUT	25,000.00	0.00	934.84	24,065.16	2,202.84	21,168.19	3.74%
20 E 000 2542 5400 00 000001	BLD UPKP: CAP OUTLAY	40,000.00	10,000.00	10,000.00	30,000.00	0.00	37,009.77	25.00%
20 E 000 2542 6400 00 000000	MAINT; DUES & FEES	3,500.00	0.00	123.25	3,376.75	0.00	500.00	3.52%
20 E 000 2543 3190 00 000000	UPKP GRD: CONTR	50,000.00	14,200.00	15,350.00	34,650.00	11,653.36	23,624.69	30.70%
20 E 000 2543 3210 00 000000	UPKP GRD: TRASH REMOVAL	55,000.00	6,672.77	6,672.77	48,327.23	1,225.00	50,311.34	12.13%
20 E 000 2543 3230 00 000000	UPKP GRD: REPAIR	15,000.00	0.00	0.00	15,000.00	0.00	0.00	0.00%
20 E 000 2543 4100 00 000000	UPKP GRD: SEED, FERT	75,000.00	0.00	14,646.60	60,353.40	125.00	38,605.99	19.53%
20 E 000 2543 5400 00 000000	UPKP GRD: CAP OUTLAY0	40,000.00	0.00	0.00	40,000.00	0.00	34,365.52	0.00%
20 E 000 2545 3230 00 000000	VEHICLE: REPAIR	18,000.00	478.03	1,126.93	16,873.07	0.00	16,448.03	6.26%
20 E 000 2545 4100 00 000000	VEHICLE: SUP, MOW, TRKS	35,000.00	2,467.88	5,078.25	29,921.75	9.28	26,652.09	14.51%
20 E 000 2545 5400 00 000001	VEHICLE: CAP OUTLAY	100,000.00	0.00	0.00	100,000.00	0.00	148,163.00	0.00%
20 - --- ---- ---- -- ------		6,256,250.00	416,599.06	884,121.28	5,372,128.72	348,563.97	6,719,457.02	14.13%

Expenses Monthly Short

Fiscal Year: 2024-2025
Month: August

MARION CUSD #2, IL

Account Number	Account Description	Original Budget	CY Monthly Activity	CYTD Activity	YTD Unexpended	YTD Encumbranc	Prior Fiscal Year	% of Budget
21 - O&M LEASE								
21 E 000 2542 3250 00 000004	CHROMEBOOKS LEASE	140,906.00	0.00	140,906.00	0.00	0.00	0.00	100.
21 E 000 2542 3250 00 000005	Copier Lease Payment	52,800.00	4,400.00	8,800.00	44,000.00	0.00	52,800.00	16.67%
21 - --- ---- ---- -- ------		**193,706.00**	**4,400.00**	**149,706.00**	**44,000.00**	**0.00**	**52,800.00**	**77.29%**
30 - DEBT SERVICE FUND								
30 E 000 5200 6200 00 000006	New MHS Interest Pymt	519,575.00	0.00	0.00	519,575.00	0.00	563,825.00	0.00%
30 E 000 5200 6200 00 000007	New CS Interest Pymt	30,774.00	0.00	0.00	30,774.00	0.00	46,495.50	0.00%
30 E 000 5300 6100 00 000007	New CS Principal Pymt	720,000.00	0.00	0.00	720,000.00	0.00	705,000.00	0.00%
30 E 000 5300 6100 00 000008	NEW MHS PRINCIPAL PYMT	1,475,000.00	0.00	0.00	1,475,000.00	0.00	1,390,000.00	0.00%
30 E 000 5400 3190 00 000000	BOND FEE	1,500.00	318.00	318.00	1,182.00	0.00	1,219.00	21.20%
30 - --- ---- ---- -- ------		**2,746,849.00**	**318.00**	**318.00**	**2,746,531.00**	**0.00**	**2,706,539.50**	**0.01%**
40 - TRANSPORTATION FUND								
40 E 000 2550 1110 00 000000	COOR SALARY	22,388.00	1,865.58	3,731.17	18,656.83	0.00	21,885.12	16.67%
40 E 000 2550 2120 00 000000	PUPIL TRANS: IMRF	1,055.00	87.90	175.80	879.20	0.00	1,031.15	16.66%
40 E 000 2550 2220 00 000000	COOR HEALTH INSUR	4,195.00	350.87	685.03	3,509.97	0.00	3,994.02	16.33%
40 E 000 2550 3190 00 000000	PURCHASED SERVICES	10,000.00	0.00	0.00	10,000.00	0.00	125.00	0.00%
40 E 000 2550 3190 00 000001	MHS ACTIVITY BUS	45,000.00	15,684.00	15,684.00	29,316.00	0.00	30,569.26	34.85%
40 E 000 2550 3190 00 000002	MHS ACTIVITY BUS	3,800.00	0.00	0.00	3,800.00	0.00	2,313.11	0.00%
40 E 000 2550 3300 00 000000	ATHL TRIPS	110,000.00	0.00	0.00	110,000.00	0.00	96,387.48	0.00%
40 E 960 2550 3300 30 000000	ESSER II PUPIL	0.00	0.00	0.00	0.00	0.00	44,219.15	
40 E 965 2550 3300 30 000000	ESSER 3 PUPIL	53,700.00	0.00	53,615.96	84.04	0.00	0.00	99.84%
40 E 000 2550 3310 00 000000	CURRICULAR TRIPS	27,000.00	0.00	0.00	27,000.00	0.00	23,031.81	0.00%
40 E 000 2550 3320 00 000000	ACTIVITY TRIPS	75,000.00	1,251.85	1,251.85	73,748.15	0.00	67,938.11	1.67%
40 E 000 2550 3330 00 000000	ADAMS ATHLETIC BUS	25,000.00	0.00	0.00	25,000.00	0.00	20,654.09	0.00%
40 E 000 2550 3340 00 000000	Homeless Transportation	0.00	0.00	0.00	0.00	0.00	1,422.00	
40 E 000 2552 3310 00 000000	CONTR FEES	1,550,000.00	124.89	124.89	1,549,875.11	0.00	1,260,539.76	0.01%
40 E 000 2552 3310 00 000001	Special Education	381,000.00	0.00	0.00	381,000.00	0.00	0.00	0.00%
40 E 000 2552 4100 00 000000	MHS ACTIVITY BUS	18,000.00	979.12	2,167.24	15,832.76	0.00	14,135.03	12.04%
40 E 971 2559 3310 00 000000	Stronger Connections	10,500.00	0.00	0.00	10,500.00	0.00	0.00	0.00%
40 E 000 4120 3310 12 000000	WCSED: JT AGR PMT	0.00	0.00	0.00	0.00	0.00	269,849.00	
40 - --- ---- ---- -- ------		**2,336,638.00**	**20,344.21**	**77,435.94**	**2,259,202.06**	**0.00**	**1,858,094.09**	**3.31%**
50 - SOCIAL SECURITY/MEDICARE								
50 E 000 1101 2130 00 000002	Elem FICA	25.00	0.00	0.00	25.00	0.00	0.00	0.00%

Expenses Monthly Short

Fiscal Year: 2024-2025
Month: August

MARION CUSD #2, IL

Account Number	Account Description	Original Budget	CY Monthly Activity	CYTD Activity	YTD Unexpended	YTD Encumbranc	Prior Fiscal Year	% of Budget
50 - SOCIAL SECURITY/MEDICARE								
50 E 105 1101 2130 00 000000	ADAMS FICA	1,200.00	38.58	38.58	1,161.42	0.00	1,046.77	3.22%
50 E 105 1101 2130 00 000001	ADAMS TEACHER AIDE FICA	800.00	0.00	0.00	800.00	0.00	788.54	0.00%
50 E 107 1101 2130 00 000000	JEFFERSON FICA	1,600.00	43.90	43.90	1,556.10	0.00	1,426.56	2.74%
50 E 108 1101 2130 00 000000	LINCOLN FICA	250.00	0.00	0.00	250.00	0.00	5.21	0.00%
50 E 109 1101 2130 00 000000	LONGFELLOW FICA	1,200.00	49.97	49.97	1,150.03	0.00	1,076.26	4.16%
50 E 110 1101 2130 00 000000	WASHINGTON FICA	2,000.00	53.95	53.95	1,946.05	0.00	1,596.29	2.70%
50 E 000 1101 2140 00 000000	ELEM MEDICARE	200.00	0.00	0.00	200.00	0.00	11.23	0.00%
50 E 105 1101 2140 00 000000	ADAMS MEDICARE	14,000.00	1,012.58	1,962.54	12,037.46	0.00	12,223.64	14.02%
50 E 105 1101 2140 00 000001	ADAMS TEACHER AIDE	250.00	0.00	0.00	250.00	0.00	210.64	0.00%
50 E 107 1101 2140 00 000000	JEFFERSON MEDICARE	15,200.00	1,172.96	2,299.96	12,900.04	0.00	14,434.60	15.13%
50 E 108 1101 2140 00 000000	LINCOLN MEDICARE	30,000.00	2,159.48	4,650.82	25,349.18	0.00	26,811.45	15.50%
50 E 109 1101 2140 00 000000	LONGFELLOW MEDICARE	15,000.00	1,026.70	2,039.66	12,960.34	0.00	12,637.71	13.60%
50 E 110 1101 2140 00 000000	WASHINGTON MEDICARE	27,000.00	2,093.36	4,325.15	22,674.85	0.00	25,934.28	16.02%
50 E 110 1101 2140 00 000001	ROE SEL TRAUMA MEDICARE	0.00	0.00	0.00	0.00	0.00	41.21	
50 E 204 1102 2130 00 000000	JH FICA	200.00	0.00	0.00	200.00	0.00	156.56	0.00%
50 E 204 1102 2140 00 000000	JH MEDICARE	49,000.00	3,074.73	6,822.73	42,177.27	0.00	44,379.97	13.92%
50 E 204 1102 2140 00 000001	JH Medicare	0.00	0.00	0.00	0.00	0.00	28.20	
50 E 303 1103 2130 00 000000	HS FICA	15,000.00	940.98	1,840.52	13,159.48	0.00	11,605.47	12.27%
50 E 105 1103 2140 00 000000	HS EXT MEDICARE	3,300.00	158.07	485.57	2,814.43	0.00	2,949.47	14.71%
50 E 303 1103 2140 00 000000	HS MEDICARE	67,000.00	5,216.12	10,234.94	56,765.06	0.00	63,590.53	15.28%
50 E 303 1103 2140 00 000001	HS 3 Circle Ag Grant	150.00	0.00	0.00	150.00	0.00	101.62	0.00%
50 E 303 1103 2140 00 000002	HS LOCAL SHARE 3 CIRCLE	150.00	24.40	48.80	101.20	0.00	144.28	32.53%
50 E 303 1103 2140 00 000003	HS FICA	20.00	0.00	0.00	20.00	0.00	14.49	0.00%
50 E 303 1103 2140 00 000004	50 E 303 1103 2140 00	0.00	1.45	1.45	-1.45	0.00	1.45	
50 E 303 1103 2140 00 000005	50 E 303 1103 2140 00	0.00	14.50	14.50	-14.50	0.00	0.00	
50 E 303 1103 2140 30 000004	50 E 303 1103 2140 30	0.00	0.00	0.00	0.00	0.00	27.79	
50 E 971 1250 2130 00 000000	Stronger Connections	6,100.00	0.00	0.00	6,100.00	0.00	0.00	0.00%
50 E 960 1250 2130 30 000000	ESSER II FICA	0.00	0.00	135.85	-135.85	0.00	1,002.41	
50 E 965 1250 2130 30 000000	ESSER III FICA	1,000.00	0.00	431.32	568.68	0.00	1,766.45	43.13%
50 E 971 1250 2140 00 000000	Stronger Connections	1,500.00	0.00	0.00	1,500.00	0.00	0.00	0.00%
50 E 902 1250 2140 30 000000	TITLE I MEDICARE	2,400.00	0.00	0.00	2,400.00	0.00	1.74	0.00%
50 E 902 1250 2140 30 105000	AD TITLE I MEDICARE	0.00	74.58	149.34	-149.34	0.00	733.48	

Expenses Monthly Short

Fiscal Year: 2024-2025
Month: August

MARION CUSD #2, IL

Account Number	Account Description	Original Budget	CY Monthly Activity	CYTD Activity	YTD Unexpended	YTD Encumbranc	Prior Fiscal Year	% of Budget
50 - SOCIAL SECURITY/MEDICARE								
50 E 902 1250 2140 30 107000	JE TITLE I MEDICARE	0.00	78.60	157.56	-157.56	0.00	779.62	
50 E 902 1250 2140 30 108000	LI TITLE I MEDICARE	0.00	263.97	528.71	-528.71	0.00	2,624.85	
50 E 902 1250 2140 30 109000	LO TITLE I MEDICARE	0.00	127.81	256.20	-256.20	0.00	1,285.56	
50 E 902 1250 2140 30 110000	WA TITLE I MEDICARE	0.00	215.37	431.77	-431.77	0.00	2,191.12	
50 E 930 1250 2140 30 000000	TITLE I: MEDICARE	12,000.00	0.00	0.00	12,000.00	0.00	386.75	0.00%
50 E 930 1250 2140 30 105000	AD TITLE I MEDICARE	0.00	0.00	0.00	0.00	0.00	218.40	
50 E 930 1250 2140 30 107000	JE TITLE I MEDICARE	0.00	0.00	0.00	0.00	0.00	247.06	
50 E 930 1250 2140 30 108000	LI TITLE I MEDICARE	0.00	0.00	0.00	0.00	0.00	547.90	
50 E 930 1250 2140 30 109000	LO TITLE I MEDICARE	0.00	0.00	0.00	0.00	0.00	327.58	
50 E 930 1250 2140 30 110000	WA TITLE I MEDICARE	0.00	0.00	0.00	0.00	0.00	593.76	
50 E 960 1250 2140 30 000000	ESSER II MEDICARE	0.00	0.00	69.13	-69.13	0.00	2,306.58	
50 E 965 1250 2140 30 000000	ESSER III MEDICARE	5,000.00	75.62	2,375.50	2,624.50	0.00	7,868.77	47.51%
50 E 000 1400 2130 20 000000	VOC SEC: FICA	3,500.00	110.87	110.87	3,389.13	0.00	3,150.49	3.17%
50 E 000 1400 2140 20 000000	VOC SEC: MEDICAR	825.00	25.94	25.94	799.06	0.00	736.86	3.14%
50 E 000 1401 2130 21 000000	VOCATIONAL FICA-SKYWARD	0.00	0.00	0.00	0.00	0.00	240.65	
50 E 000 1401 2140 21 000000	WCRVS SPEC.NEEDS: MEDIC	0.00	0.00	0.00	0.00	0.00	56.30	
50 E 000 1500 2130 00 000000	ATHL: FICA	2,500.00	162.40	317.22	2,182.78	0.00	1,885.41	12.69%
50 E 000 1500 2130 00 000001	ATHL: FICA	1,500.00	0.00	0.00	1,500.00	0.00	1,246.32	0.00%
50 E 303 1500 2130 01 000000	HS FOOTBALL FICA	600.00	0.00	0.00	600.00	0.00	508.88	0.00%
50 E 303 1500 2130 03 000000		400.00	0.00	0.00	400.00	0.00	297.48	0.00%
50 E 303 1500 2130 04 000000	HS BOYS SOCCER FICA	700.00	0.00	0.00	700.00	0.00	513.20	0.00%
50 E 303 1500 2130 05 000000	HS Boys Track FICA	1,100.00	0.00	0.00	1,100.00	0.00	964.55	0.00%
50 E 303 1500 2130 06 000000	HS WRESTLING FICA	600.00	0.00	0.00	600.00	0.00	405.52	0.00%
50 E 303 1500 2130 07 000000	HS Baseball FICA	800.00	0.00	0.00	800.00	0.00	520.62	0.00%
50 E 303 1500 2130 08 000000	HS SOFTBALL FICA	300.00	0.00	0.00	300.00	0.00	180.65	0.00%
50 E 303 1500 2130 09 000000	HS FISHING FICA	200.00	0.00	0.00	200.00	0.00	178.50	0.00%
50 E 303 1500 2130 11 000000	HS VOLLEYBALL FICA	700.00	0.00	0.00	700.00	0.00	520.64	0.00%
50 E 303 1500 2130 13 000000	HS CHEERLEADING FICA	600.00	0.00	0.00	600.00	0.00	505.68	0.00%
50 E 303 1500 2130 15 000000	HS BOYS BASKETBALL FICA	600.00	0.00	0.00	600.00	0.00	0.00	0.00%
50 E 204 1500 2130 20 000000	JH BOYS BASKETBALL FICA	200.00	0.00	0.00	200.00	0.00	0.00	0.00%
50 E 204 1500 2130 22 000000	JH SOFTBALL FICA	250.00	0.00	0.00	250.00	0.00	235.90	0.00%
50 E 204 1500 2130 23 000000	JH VOLLEYBALL FICA	425.00	0.00	0.00	425.00	0.00	378.09	0.00%

Expenses Monthly Short

Fiscal Year: 2024-2025
Month: August

MARION CUSD #2, IL

Account Number	Account Description	Original Budget	CY Monthly Activity	CYTD Activity	YTD Unexpended	YTD Encumbranc	Prior Fiscal Year	% of Budget
50 - SOCIAL SECURITY/MEDICARE								
50 E 204 1500 2130 24 000000	JH CHEERLEADING FICA	225.00	0.00	0.00	225.00	0.00	208.20	0.00%
50 E 204 1500 2130 25 000000	JH DANCE/POM FICA	225.00	0.00	0.00	225.00	0.00	211.32	0.00%
50 E 303 1500 2130 31 000000	HS GIRLS BASKETBALL	950.00	0.00	0.00	950.00	0.00	911.84	0.00%
50 E 303 1500 2130 32 000000	HS Girls CC FICA	200.00	0.00	0.00	200.00	0.00	0.00	0.00%
50 E 303 1500 2130 33 000000	HS GIRLS TRACK FICA	700.00	0.00	0.00	700.00	0.00	517.67	0.00%
50 E 303 1500 2130 36 000000	HS GIRLS SOCCER FICA	700.00	0.00	0.00	700.00	0.00	628.89	0.00%
50 E 204 1500 2130 40 000000	JH Girls Basketball	350.00	0.00	0.00	350.00	0.00	297.52	0.00%
50 E 000 1500 2140 00 000000	ATHL: MEDICARE	700.00	48.86	95.94	604.06	0.00	555.86	13.71%
50 E 000 1500 2140 00 000001	ATHL: MEDICARE	600.00	0.00	0.00	600.00	0.00	461.07	0.00%
50 E 303 1500 2140 01 000000	HS FOOTBALL MEDICARE	600.00	28.04	56.08	543.92	0.00	426.97	9.35%
50 E 303 1500 2140 02 000000	HS BOYS CC MEDICARE	100.00	0.00	0.00	100.00	0.00	0.00	0.00%
50 E 303 1500 2140 03 000000	HS BOYS TENNIS MEDICARE	100.00	0.00	0.00	100.00	0.00	80.88	0.00%
50 E 303 1500 2140 04 000000	HS BOYS SOCCER MEDICARE	200.00	0.00	0.00	200.00	0.00	120.00	0.00%
50 E 303 1500 2140 05 000000	HS BOYS TRACK MEDICARE	325.00	0.00	0.00	325.00	0.00	290.53	0.00%
50 E 303 1500 2140 06 000000	HS WRESTLING MEDICARE	200.00	0.00	0.00	200.00	0.00	94.88	0.00%
50 E 303 1500 2140 07 000000	HS BASEBALL MEDICARE	250.00	5.02	10.06	239.94	0.00	171.44	4.02%
50 E 303 1500 2140 08 000000	HS SOFTBALL MEDICARE	300.00	12.72	25.44	274.56	0.00	190.10	8.48%
50 E 303 1500 2140 09 000000	HS FISHING MEDICARE	100.00	0.00	0.00	100.00	0.00	62.28	0.00%
50 E 303 1500 2140 10 000000	HS BOWLING MEDICARE	100.00	5.89	11.81	88.19	0.00	64.73	11.81%
50 E 303 1500 2140 11 000000	HS VOLLEYBALL MEDICARE	250.00	4.92	9.84	240.16	0.00	179.81	3.94%
50 E 303 1500 2140 12 000000	HS BOYS GOLF MEDICARE	200.00	0.00	0.00	200.00	0.00	82.62	0.00%
50 E 303 1500 2140 13 000000	HS CHEERLEADING	200.00	0.00	0.00	200.00	0.00	118.32	0.00%
50 E 303 1500 2140 14 000000	HS DANCE/POM MEDICARE	175.00	13.09	26.18	148.82	0.00	150.39	14.96%
50 E 303 1500 2140 15 000000	HS BOYS BASKETBALL	300.00	22.50	45.00	255.00	0.00	253.58	15.00%
50 E 204 1500 2140 20 000000	JH BOYS BASKETBALL	200.00	10.44	20.88	179.12	0.00	117.21	10.44%
50 E 204 1500 2140 21 000000	JH BASEBALL MEDICARE	100.00	3.18	14.48	85.52	0.00	82.51	14.48%
50 E 204 1500 2140 22 000000	JH SOFTBALL MEDICARE	150.00	4.18	8.36	141.64	0.00	100.32	5.57%
50 E 204 1500 2140 23 000000	JH VOLLEYBALL MEDICARE	100.00	0.00	0.00	100.00	0.00	88.41	0.00%
50 E 204 1500 2140 24 000000	JH CHEERLEADING	75.00	0.00	0.00	75.00	0.00	48.72	0.00%
50 E 204 1500 2140 25 000000	JH DANCE/POM MEDICARE	75.00	0.00	0.00	75.00	0.00	49.50	0.00%
50 E 204 1500 2140 26 000000	JH BOYS TRACK MEDICARE	150.00	4.84	9.68	140.32	0.00	107.66	6.45%
50 E 204 1500 2140 27 000000	JH BOYS CC MEDICARE	125.00	4.12	8.24	116.76	0.00	94.30	6.59%

Expenses Monthly Short

Fiscal Year: 2024-2025
Month: August

MARION CUSD #2, IL

Account Number	Account Description	Original Budget	CY Monthly Activity	CYTD Activity	YTD Unexpended	YTD Encumbranc	Prior Fiscal Year	% of Budget
50 - SOCIAL SECURITY/MEDICARE								
50 E 303 1500 2140 31 000000	HS GIRLS BASKETBALL	325.00	0.00	0.00	325.00	0.00	272.32	0.00%
50 E 303 1500 2140 32 000000	HS GIRLS CC MEDICARE	100.00	6.04	12.08	87.92	0.00	70.25	12.08%
50 E 303 1500 2140 33 000000	HS GIRLS TRACK MEDICARE	250.00	7.68	15.36	234.64	0.00	217.15	6.14%
50 E 303 1500 2140 34 000000	HS GIRLS GOLF MEDICARE	100.00	5.80	11.60	88.40	0.00	67.20	11.60%
50 E 303 1500 2140 35 000000	HS GIRLS TENNIS	100.00	5.92	11.84	88.16	0.00	69.15	11.84%
50 E 303 1500 2140 36 000000	HS GIRLS SOCCER	200.00	0.00	0.00	200.00	0.00	147.10	0.00%
50 E 204 1500 2140 40 000000	JH GIRLS BASKETBALL	150.00	4.64	9.28	140.72	0.00	122.51	6.19%
50 E 204 1500 2140 41 000000	JH GIRLS TRACK MEDICARE	100.00	1.58	3.16	96.84	0.00	98.74	3.16%
50 E 000 1501 2130 00 000000	ADAMS ATHLETIC FICA	3,000.00	0.00	0.00	3,000.00	0.00	1,728.36	0.00%
50 E 000 1501 2140 00 000000	ADAMS ATHLETIC MEDICARE	1,000.00	36.13	72.27	927.73	0.00	807.65	7.23%
50 E 000 1600 2140 00 000002	JH SUMMER SCHOOL	0.00	0.00	0.00	0.00	0.00	12.26	
50 E 941 2110 2140 00 000000	MCKinney Vento Medicare	100.00	0.00	0.00	100.00	0.00	57.66	0.00%
50 E 902 2110 2140 30 105000	TITLE I MEDICARE	105.00	8.65	17.35	87.65	0.00	8.70	16.52%
50 E 902 2110 2140 30 107000	TITLE I MEDICARE	210.00	17.31	34.71	175.29	0.00	17.40	16.53%
50 E 902 2110 2140 30 108000	TITLE I MEDICARE	105.00	8.65	17.35	87.65	0.00	8.70	16.52%
50 E 902 2110 2140 30 110000	TITLE I MEDICARE	105.00	8.68	17.40	87.60	0.00	8.72	16.57%
50 E 105 2122 2140 00 000000	ADAMS PUPIL SERV	1,160.00	91.16	182.66	977.34	0.00	1,094.10	15.75%
50 E 107 2122 2140 00 000000	JEFFERSON PUPIL SERV	400.00	30.78	61.56	338.44	0.00	295.97	15.39%
50 E 108 2122 2140 00 000000	LINCOLN PUPIL SERV	1,000.00	75.66	151.80	848.20	0.00	910.80	15.18%
50 E 110 2122 2140 00 000000	WASHINGTON PUPIL SERV	1,000.00	8.12	16.24	983.76	0.00	81.20	1.62%
50 E 204 2122 2140 00 000000	JH PUPIL SERV MEDICARE	2,000.00	143.90	288.76	1,711.24	0.00	1,736.47	14.44%
50 E 303 2122 2140 00 000000	HS PUPIL SERV MEDICARE	6,500.00	485.12	974.36	5,525.64	0.00	5,792.09	14.99%
50 E 930 2122 2140 00 107000	JE TITLE I MEDICARE	0.00	0.00	0.00	0.00	0.00	129.62	
50 E 930 2122 2140 00 109000	LO TITLE I MEDICARE	0.00	0.00	0.00	0.00	0.00	134.80	
50 E 930 2122 2140 00 110000	WA TITLE I MEDICARE	0.00	0.00	0.00	0.00	0.00	60.92	
50 E 902 2122 2140 30 000000	TITLE I MEDICARE	2,000.00	24.52	49.04	1,950.96	0.00	245.20	2.45%
50 E 902 2122 2140 30 109000	LO TITLE I MEDICARE	0.00	100.72	201.78	-201.78	0.00	1,045.48	
50 E 930 2122 2140 30 000000	TITLE I:GUIDANCE	2,000.00	0.00	0.00	2,000.00	0.00	0.00	0.00%
50 E 000 2134 2130 00 000000	HEALTH: FICA	4,300.00	382.36	694.26	3,605.74	0.00	3,783.28	16.15%
50 E 105 2134 2130 00 000000	ADAMS HEALTH SERV FICA	2,400.00	16.81	16.81	2,383.19	0.00	2,198.77	0.70%
50 E 107 2134 2130 00 000000	JEFFERSON HEALTH SERV	1,900.00	145.82	291.64	1,608.36	0.00	1,777.89	15.35%
50 E 108 2134 2130 00 000000	LINCOLN HEALTH SERV	1,900.00	157.34	314.68	1,585.32	0.00	1,790.53	16.56%

Expenses Monthly Short

Fiscal Year: 2024-2025
Month: August

MARION CUSD #2, IL

Account Number	Account Description	Original Budget	CY Monthly Activity	CYTD Activity	YTD Unexpended	YTD Encumbranc	Prior Fiscal Year	% of Budget
50 - SOCIAL SECURITY/MEDICARE								
50 E 109 2134 2130 00 000000	LONGFELLOW HEALTH SERV	1,900.00	129.88	259.76	1,640.24	0.00	1,584.96	13.67%
50 E 110 2134 2130 00 000000	WASHINGTON HEALTH SERV	2,500.00	173.56	347.90	2,152.10	0.00	2,188.36	13.92%
50 E 204 2134 2130 00 000000	JH HEALTH SERV FICA	1,500.00	92.63	173.87	1,326.13	0.00	1,030.29	11.59%
50 E 303 2134 2130 00 000000	HS HEALTH SERV FICA	2,000.00	119.08	224.02	1,775.98	0.00	1,504.17	11.20%
50 E 965 2134 2130 30 000000	ESSER 3 FICA	500.00	58.02	207.30	292.70	0.00	1,813.96	41.46%
50 E 000 2134 2140 00 000000	HEALTH: MEDICARE	1,000.00	89.42	162.36	837.64	0.00	884.76	16.24%
50 E 105 2134 2140 00 000000	ADAMS HEALTH SERV	600.00	3.93	3.93	596.07	0.00	514.26	0.66%
50 E 107 2134 2140 00 000000	JEFFERSON HEALTH SERV	475.00	34.10	68.20	406.80	0.00	415.77	14.36%
50 E 108 2134 2140 00 000000	LINCOLN HEALTH SERV	500.00	36.80	73.60	426.40	0.00	418.74	14.72%
50 E 109 2134 2140 00 000000	LONGFELLOW HEALTH SERV	500.00	30.38	60.76	439.24	0.00	370.71	12.15%
50 E 110 2134 2140 00 000000	WASHINGTON HEALTH SERV	600.00	40.59	81.37	518.63	0.00	511.85	13.56%
50 E 204 2134 2140 00 000000	JH HEALTH SERV MEDICARE	500.00	21.67	40.67	459.33	0.00	252.77	8.13%
50 E 303 2134 2140 00 000000	HS HEALTH SERV MEDICARE	500.00	27.85	52.39	447.61	0.00	351.79	10.48%
50 E 965 2134 2140 30 000000	ESSER 3 Medicare	200.00	13.57	48.48	151.52	0.00	424.26	24.24%
50 E 105 2190 2130 00 000000	ADAMS SUPPORT STAFF	1,500.00	27.76	27.76	1,472.24	0.00	1,302.24	1.85%
50 E 107 2190 2130 00 000000	JEFFERSON SUPPORT STAFF	3,300.00	50.68	50.68	3,249.32	0.00	2,945.28	1.54%
50 E 108 2190 2130 00 000000	LINCOLN SUPPORT STAFF	4,500.00	78.08	78.08	4,421.92	0.00	3,477.86	1.74%
50 E 109 2190 2130 00 000000	LONGFELLOW SUPPORT	2,500.00	27.32	27.32	2,472.68	0.00	2,165.01	1.09%
50 E 110 2190 2130 00 000000	WASHINGTON SUPPORT	7,200.00	124.99	124.99	7,075.01	0.00	6,210.27	1.74%
50 E 204 2190 2130 00 000000	JH SUPPORT STAFF FICA	5,000.00	114.40	186.66	4,813.34	0.00	2,783.65	3.73%
50 E 303 2190 2130 00 000000	HS SUPPORT STAFF FICA	8,000.00	101.91	101.91	7,898.09	0.00	7,304.49	1.27%
50 E 105 2190 2140 00 000000	ADAMS SUPPORT STAFF	350.00	6.49	6.49	343.51	0.00	304.57	1.85%
50 E 107 2190 2140 00 000000	JEFFERSON SUPPORT STAFF	800.00	11.85	11.85	788.15	0.00	688.78	1.48%
50 E 108 2190 2140 00 000000	LINCOLN SUPPORT STAFF	1,050.00	18.25	18.25	1,031.75	0.00	813.37	1.74%
50 E 109 2190 2140 00 000000	LONGFELLOW SUPPORT	600.00	6.38	6.38	593.62	0.00	506.27	1.06%
50 E 110 2190 2140 00 000000	WASHINGTON SUPPORT	1,700.00	29.24	29.24	1,670.76	0.00	1,452.81	1.72%
50 E 204 2190 2140 00 000000	JH SUPPORT STAFF	900.00	26.75	43.65	856.35	0.00	651.59	4.85%
50 E 303 2190 2140 00 000000	HS SUPPORT STAFF	2,000.00	23.83	23.83	1,976.17	0.00	1,708.28	1.19%
50 E 000 2210 2130 00 000000	IMP INST: FICA	2,600.00	185.43	374.01	2,225.99	0.00	1,140.50	14.39%
50 E 000 2210 2140 00 000000	IMP INST: MEDICARE	3,300.00	155.33	311.59	2,988.41	0.00	2,529.84	9.44%
50 E 303 2210 2140 00 000001	3 CIRCLE AG GRANT	50.00	0.00	0.00	50.00	0.00	36.15	0.00%
50 E 970 2210 2140 00 000000	50 E 970 2210 2140 00	0.00	7.83	7.83	-7.83	0.00	0.00	

Expenses Monthly Short

Fiscal Year: 2024-2025
Month: August

MARION CUSD #2, IL

Account Number	Account Description	Original Budget	CY Monthly Activity	CYTD Activity	YTD Unexpended	YTD Encumbranc	Prior Fiscal Year	% of Budget
50 - SOCIAL SECURITY/MEDICARE								
50 E 902 2210 2140 30 000000	TITLE I MEDICARE	1,500.00	0.00	0.00	1,500.00	0.00	108.67	0.00%
50 E 902 2210 2140 30 105000	AD TITLE I MEDICARE	0.00	7.44	14.88	-14.88	0.00	98.58	
50 E 902 2210 2140 30 107000	JE TITLE I MEDICARE	0.00	40.83	81.81	-81.81	0.00	349.63	
50 E 902 2210 2140 30 108000	LI TITLE I MEDICARE	0.00	16.09	32.23	-32.23	0.00	163.91	
50 E 902 2210 2140 30 109000	LO TITLE I MEDICARE	0.00	0.00	0.00	0.00	0.00	43.58	
50 E 902 2210 2140 30 110000	WA TITLE I MEDICARE	0.00	16.07	32.19	-32.19	0.00	163.99	
50 E 930 2210 2140 30 000000	TITLE I; MEDICARE	200.00	0.00	0.00	200.00	0.00	0.00	0.00%
50 E 930 2210 2140 30 105000	Title I Medicare-Summer	0.00	0.00	0.00	0.00	0.00	3.39	
50 E 930 2210 2140 30 107000	Title I Medicare-Summer	0.00	0.00	0.00	0.00	0.00	11.87	
50 E 930 2210 2140 30 108000	Title I Medicare-Summer	0.00	0.00	0.00	0.00	0.00	106.82	
50 E 930 2210 2140 30 109000	Title I Medicare-Summer	0.00	0.00	0.00	0.00	0.00	32.22	
50 E 930 2210 2140 30 110000	Title I Medicare-Summer	0.00	0.00	0.00	0.00	0.00	15.25	
50 E 965 2210 2140 30 000000	ESSER III MEDICARE	380.00	0.00	126.80	253.20	0.00	434.83	33.37%
50 E 965 2220 2140 30 000000	ESSER 3 Medicare	300.00	0.00	0.00	300.00	0.00	0.00	0.00%
50 E 000 2225 2130 00 000000	TECH: FICA	17,000.00	1,484.91	3,040.19	13,959.81	0.00	16,364.52	17.88%
50 E 000 2225 2140 00 000000	TECH: MEDICARE	4,000.00	347.27	711.01	3,288.99	0.00	3,827.26	17.78%
50 E 000 2321 2130 00 000000	ADMIN: FICA	4,000.00	297.78	595.56	3,404.44	0.00	3,488.39	14.89%
50 E 000 2321 2140 00 000000	ADMIN: MEDICARE	4,100.00	270.80	532.23	3,567.77	0.00	3,049.80	12.98%
50 E 109 2410 2120 00 000000	LONGFELLOW PRINCIPAL	2,500.00	0.00	0.00	2,500.00	0.00	-733.20	0.00%
50 E 105 2410 2130 00 000000	ADAMS PRINCIPAL FICA	3,200.00	229.75	440.35	2,759.65	0.00	2,526.91	13.76%
50 E 107 2410 2130 00 000000	JEFFERSON PRINCIPAL	2,900.00	237.06	458.04	2,441.96	0.00	2,653.54	15.79%
50 E 108 2410 2130 00 000000	LINCOLN PRINCIPAL FICA	3,000.00	223.22	400.95	2,599.05	0.00	2,577.46	13.37%
50 E 109 2410 2130 00 000000	LONGFELLOW PRINCIPAL	5,000.00	236.31	446.65	4,553.35	0.00	4,005.49	8.93%
50 E 110 2410 2130 00 000000	WASHINGTON PRINCIPAL	3,200.00	251.68	489.80	2,710.20	0.00	2,883.43	15.31%
50 E 204 2410 2130 00 000000	JH PRINCIPAL FICA	5,000.00	448.99	817.67	4,182.33	0.00	4,589.98	16.35%
50 E 303 2410 2130 00 000000	HS PRIN FICA	6,000.00	410.43	795.09	5,204.91	0.00	4,581.97	13.25%
50 E 105 2410 2140 00 000000	ADAMS PRINCIPAL	3,100.00	174.11	340.31	2,759.69	0.00	1,990.45	10.98%
50 E 107 2410 2140 00 000000	JEFFERSON PRINCIPAL	2,100.00	152.44	301.60	1,798.40	0.00	1,770.51	14.36%
50 E 108 2410 2140 00 000000	LINCOLN PRINCIPAL	4,000.00	279.85	550.01	3,449.99	0.00	3,330.33	13.75%
50 E 109 2410 2140 00 000000	LONGFELLOW PRINCIPAL	2,100.00	156.79	307.47	1,792.53	0.00	1,780.14	14.64%
50 E 110 2410 2140 00 000000	WASHINGTON PRINCIPAL	3,500.00	244.83	487.29	3,012.71	0.00	2,844.18	13.92%
50 E 204 2410 2140 00 000000	JH PRINCIPAL MEDICARE	5,400.00	423.69	828.93	4,571.07	0.00	4,841.59	15.35%

Expenses Monthly Short

Fiscal Year: 2024-2025
Month: August

MARION CUSD #2, IL

Account Number	Account Description	Original Budget	CY Monthly Activity	CYTD Activity	YTD Unexpended	YTD Encumbranc	Prior Fiscal Year	% of Budget
50 - SOCIAL SECURITY/MEDICARE								
50 E 303 2410 2140 00 000000	HS PRIN MEDICARE	8,500.00	649.56	1,282.75	7,217.25	0.00	7,630.64	15.09%
50 E 000 2510 2130 00 000000	BUS MAN: FICA	6,400.00	493.66	988.78	5,411.22	0.00	5,933.02	15.45%
50 E 000 2510 2140 00 000000	BUS MAN: MEDICARE	1,500.00	115.46	231.26	1,268.74	0.00	1,387.52	15.42%
50 E 000 2520 2130 00 000000	FISCAL: FICA	5,600.00	450.94	903.26	4,696.74	0.00	5,355.95	16.13%
50 E 000 2520 2140 00 000000	FISCAL: MEDICARE	1,400.00	105.47	211.25	1,188.75	0.00	1,252.59	15.09%
50 E 000 2542 2130 00 000000	MAINT: FICA	35,000.00	3,058.37	6,400.09	28,599.91	0.00	30,232.49	18.29%
50 E 105 2542 2130 00 000000	ADAMS CUSTODIAN FICA	7,500.00	375.48	729.57	6,770.43	0.00	5,111.14	9.73%
50 E 107 2542 2130 00 000000	JEFFERSON CUSTODIAN	7,000.00	349.15	718.05	6,281.95	0.00	6,154.94	10.26%
50 E 108 2542 2130 00 000000	LINCOLN CUSTODIAN FICA	8,000.00	358.49	798.70	7,201.30	0.00	7,208.54	9.98%
50 E 109 2542 2130 00 000000	LONGFELLOW CUSTODIAN	6,500.00	462.72	948.84	5,551.16	0.00	4,873.87	14.60%
50 E 110 2542 2130 00 000000	WASHINGTON CUSTODIAN	9,000.00	565.35	1,158.11	7,841.89	0.00	8,169.28	12.87%
50 E 204 2542 2130 00 000000	JH CUSTODIAN FICA	13,000.00	636.09	1,395.04	11,604.96	0.00	11,561.42	10.73%
50 E 303 2542 2130 00 000000	HS CUSTODIAN FICA	25,000.00	1,797.11	3,582.53	21,417.47	0.00	21,026.90	14.33%
50 E 000 2542 2140 00 000000	MAINT: MEDICARE	8,000.00	715.24	1,496.78	6,503.22	0.00	7,070.37	18.71%
50 E 105 2542 2140 00 000000	ADAMS CUSTODIAN	1,700.00	87.81	170.62	1,529.38	0.00	1,195.43	10.04%
50 E 107 2542 2140 00 000000	JEFFERSON CUSTODIAN	1,700.00	81.66	167.94	1,532.06	0.00	1,439.50	9.88%
50 E 108 2542 2140 00 000000	LINCOLN CUSTODIAN	2,400.00	83.85	186.82	2,213.18	0.00	1,685.89	7.78%
50 E 109 2542 2140 00 000000	LONGFELLOW CUSTODIAN	1,300.00	108.22	221.90	1,078.10	0.00	1,139.83	17.07%
50 E 110 2542 2140 00 000000	WASHINGTON CUSTODIAN	2,100.00	132.22	270.84	1,829.16	0.00	1,910.51	12.90%
50 E 204 2542 2140 00 000000	JH CUSTODIAN MEDICARE	3,000.00	148.76	326.25	2,673.75	0.00	2,703.85	10.88%
50 E 303 2542 2140 00 000000	HS CUSTODIAN MEDICARE	5,600.00	420.31	837.86	4,762.14	0.00	4,917.61	14.96%
50 E 000 2550 2130 00 000000	PUPIL TRANS: FICA	1,400.00	112.74	225.82	1,174.18	0.00	1,327.51	16.13%
50 E 000 2550 2140 00 000000	PUPIL TRANS: MEDICARE	350.00	26.36	52.81	297.19	0.00	310.42	15.09%
50 E 960 2560 2130 30 000000	ESSER 2 FICA	0.00	0.00	0.00	0.00	0.00	227.87	
50 E 965 2560 2130 30 000000	ESSER 3 FICA	500.00	0.00	296.05	203.95	0.00	1,187.11	59.21%
50 E 000 2560 2130 84 000000	FOOD SERV: FICA	6,000.00	446.04	894.14	5,105.86	0.00	5,630.41	14.90%
50 E 105 2560 2130 84 000000	ADAMS FOOD SERV FICA	7,000.00	230.04	230.04	6,769.96	0.00	4,997.00	3.29%
50 E 107 2560 2130 84 000000	JEFFERSON FOOD SERV	5,800.00	159.95	159.95	5,640.05	0.00	4,642.37	2.76%
50 E 108 2560 2130 84 000000	LINCOLN FOOD SERV FICA	9,500.00	187.92	187.92	9,312.08	0.00	8,634.79	1.98%
50 E 109 2560 2130 84 000000	LONGFELLOW FOOD SERV	6,500.00	169.32	169.32	6,330.68	0.00	5,454.00	2.60%
50 E 110 2560 2130 84 000000	WASHINGTON FOOD SERV	7,500.00	185.29	185.29	7,314.71	0.00	6,650.67	2.47%
50 E 204 2560 2130 84 000000	JH FOOD FICA	11,500.00	245.43	280.15	11,219.85	0.00	10,395.08	2.44%

Expenses Monthly Short

Fiscal Year: 2024-2025
Month: August

MARION CUSD #2, IL

Account Number	Account Description	Original Budget	CY Monthly Activity	CYTD Activity	YTD Unexpended	YTD Encumbranc	Prior Fiscal Year	% of Budget
50 - SOCIAL SECURITY/MEDICARE								
50 E 303 2560 2130 84 000000	HS FOOD SERV FICA	12,000.00	282.73	282.73	11,717.27	0.00	8,238.08	2.36%
50 E 960 2560 2140 30 000000	ESSER 2 Medicare	0.00	0.00	0.00	0.00	0.00	53.30	
50 E 965 2560 2140 30 000000	ESSER 3 Medicare	500.00	0.00	69.22	430.78	0.00	277.60	13.84%
50 E 000 2560 2140 84 000000	FOOD SERV: MEDICARE	1,700.00	104.32	209.12	1,490.88	0.00	1,316.68	12.30%
50 E 105 2560 2140 84 000000	ADAMS FOOD SERV	1,400.00	53.80	53.80	1,346.20	0.00	1,168.63	3.84%
50 E 107 2560 2140 84 000000	JEFFERSON FOOD SERV	1,200.00	37.41	37.41	1,162.59	0.00	1,085.75	3.12%
50 E 108 2560 2140 84 000000	LINCOLN FOOD SERV	2,300.00	43.95	43.95	2,256.05	0.00	2,019.43	1.91%
50 E 109 2560 2140 84 000000	LONGFELLOW FOOD SERV	1,500.00	39.60	39.60	1,460.40	0.00	1,275.54	2.64%
50 E 110 2560 2140 84 000000	WASHINGTON FOOD SERV	1,800.00	43.34	43.34	1,756.66	0.00	1,555.35	2.41%
50 E 204 2560 2140 84 000000	JH FOOD SERV MEDICARE	2,700.00	57.39	65.51	2,634.49	0.00	2,431.16	2.43%
50 E 303 2560 2140 84 000000	HS FOOD SERV MEDICARE	3,000.00	66.12	66.12	2,933.88	0.00	1,926.58	2.20%
50 E 000 2900 2140 00 000000	Title I Medicare	100.00	0.00	0.00	100.00	0.00	0.00	0.00%
50 E 902 3900 2140 30 000000	TITLE I MEDICARE	200.00	0.00	0.00	200.00	0.00	0.00	0.00%
50 E 902 3900 2140 30 105000	AD TITLE I MEDICARE	0.00	10.25	20.53	-20.53	0.00	108.12	
50 E 902 3900 2140 30 107000	JE TITLE I MEDICARE	0.00	12.17	24.37	-24.37	0.00	184.21	
50 E 902 3900 2140 30 108000	LI TITLE I MEDICARE	0.00	14.13	28.29	-28.29	0.00	147.18	
50 E 902 3900 2140 30 109000	LO TITLE I MEDICARE	0.00	12.17	24.37	-24.37	0.00	70.95	
50 E 902 3900 2140 30 110000	WA TITLE I MEDICARE	0.00	12.18	24.42	-24.42	0.00	127.94	
50 E 930 3900 2140 30 000000	TITLE I: MEDICARE	500.00	0.00	0.00	500.00	0.00	0.00	0.00%
50 E 930 3900 2140 30 105000	AD TITLE I: MEDICARE	0.00	0.00	0.00	0.00	0.00	12.20	
50 E 930 3900 2140 30 107000	JE TITLE I: MEDICARE	0.00	0.00	0.00	0.00	0.00	12.20	
50 E 930 3900 2140 30 108000	LI TITLE I: MEDICARE	0.00	0.00	0.00	0.00	0.00	12.20	
50 E 930 3900 2140 30 109000	LO TITLE I: MEDICARE	0.00	0.00	0.00	0.00	0.00	12.20	
50 E 930 3900 2140 30 110000	WA TITLE I: MEDICARE	0.00	0.00	0.00	0.00	0.00	12.08	
50 E 000 3901 2130 00 000000	AFTERCATS: FICA	600.00	0.00	0.00	600.00	0.00	3.30	0.00%
50 E 105 3901 2130 00 000000	ADAMS AFTERCATS FICA	1,300.00	35.07	35.07	1,264.93	0.00	797.04	2.70%
50 E 107 3901 2130 00 000000	JEFFERSON AFTERCATS	1,200.00	11.55	11.55	1,188.45	0.00	617.55	0.96%
50 E 108 3901 2130 00 000000	LINCOLN AFTERCATS FICA	2,300.00	26.56	26.56	2,273.44	0.00	1,674.78	1.15%
50 E 109 3901 2130 00 000000	LONGFELLOW AFTERCATS	1,700.00	28.95	28.95	1,671.05	0.00	1,112.53	1.70%
50 E 110 3901 2130 00 000000	WASHINGTON AFTERCATS	2,000.00	12.35	12.35	1,987.65	0.00	1,065.40	0.62%
50 E 204 3901 2130 00 000000	JH AFTERCATS FICA	1,000.00	54.69	54.69	945.31	0.00	751.29	5.47%
50 E 000 3901 2140 00 000000	AFTERCATS: MEDICARE	125.00	0.00	0.00	125.00	0.00	0.77	0.00%

Expenses Monthly Short

Fiscal Year: 2024-2025
Month: August

MARION CUSD #2, IL

Account Number	Account Description	Original Budget	CY Monthly Activity	CYTD Activity	YTD Unexpended	YTD Encumbranc	Prior Fiscal Year	% of Budget
50 - SOCIAL SECURITY/MEDICARE								
50 E 105 3901 2140 00 000000	ADAMS AFTERCATS	300.00	8.21	8.21	291.79	0.00	186.39	2.74%
50 E 107 3901 2140 00 000000	JEFFERSON AFTERCATS	300.00	2.70	2.70	297.30	0.00	144.42	0.90%
50 E 108 3901 2140 00 000000	LINCOLN AFTERCATS	600.00	6.22	6.22	593.78	0.00	391.70	1.04%
50 E 109 3901 2140 00 000000	LONGFELLOW AFTERCATS	400.00	6.78	6.78	393.22	0.00	260.21	1.70%
50 E 110 3901 2140 00 000000	WASHINGTON AFTERCATS	525.00	2.89	2.89	522.11	0.00	249.16	0.55%
50 E 204 3901 2140 00 000000	JH AFTERCATS - MEDICARE	200.00	12.79	12.79	187.21	0.00	175.73	6.40%
50 - --- ---- ---- -- ------		**727,685.00**	**41,933.75**	**85,726.89**	**641,958.11**	**0.00**	**621,299.78**	**11.78%**
51 - ILLINOIS MUNICIPAL RETIREMENT								
51 E 000 1101 2120 00 000002	ELEM IMRF	100.00	1.26	1.26	98.74	0.00	-2,801.97	1.26%
51 E 105 1101 2120 00 000000	ELEM. IMRF	4,400.00	59.12	59.12	4,340.88	0.00	1,509.60	1.34%
51 E 105 1101 2120 00 000001	ADAMS IMRF	1,000.00	0.00	0.00	1,000.00	0.00	885.48	0.00%
51 E 107 1101 2120 00 000000	JEFFERSON IMRF	2,800.00	55.98	55.98	2,744.02	0.00	1,747.76	2.00%
51 E 108 1101 2120 00 000000	LINCOLN IMRF	100.00	0.00	0.00	100.00	0.00	0.00	0.00%
51 E 109 1101 2120 00 000000	LONGFELLOW IMRF	2,200.00	70.16	70.16	2,129.84	0.00	1,624.12	3.19%
51 E 110 1101 2120 00 000000	WASHINGTON IMRF	4,500.00	82.66	82.66	4,417.34	0.00	2,375.17	1.84%
51 E 204 1102 2120 00 000000	JH IMRF	100.00	0.00	0.00	100.00	0.00	19.72	0.00%
51 E 204 1102 2120 00 000001	JH IMRF	50.00	0.00	0.00	50.00	0.00	0.00	0.00%
51 E 303 1103 2120 00 000000	HS IMRF	20,000.00	1,480.72	2,895.86	17,104.14	0.00	16,498.06	14.48%
51 E 303 1103 2120 00 000001	HS IMRF	500.00	0.00	0.00	500.00	0.00	0.00	0.00%
51 E 971 1250 2120 00 000000	Stronger Connections	9,665.00	0.00	0.00	9,665.00	0.00	0.00	0.00%
51 E 960 1250 2120 30 000000	ESSER II IMRF	0.00	0.00	208.15	-208.15	0.00	874.95	
51 E 965 1250 2120 30 000000	ESSER III IMRF	1,000.00	0.00	441.68	558.32	0.00	1,673.71	44.17%
51 E 000 1500 2120 00 000000	ATHL: IMRF	4,200.00	248.82	486.04	3,713.96	0.00	2,897.54	11.57%
51 E 000 1500 2120 00 000001	ATHL: IMRF	1,500.00	0.00	0.00	1,500.00	0.00	851.58	0.00%
51 E 303 1500 2120 01 000000	HS FOOTBALL IMRF	500.00	0.00	0.00	500.00	0.00	0.00	0.00%
51 E 303 1500 2120 05 000000	HS BOYS TRACK IMRF	2,500.00	0.00	0.00	2,500.00	0.00	2,288.01	0.00%
51 E 303 1500 2120 06 000000	HS WRESTLING IMRF	200.00	0.00	0.00	200.00	0.00	0.00	0.00%
51 E 303 1500 2120 07 000000	HS BASEBALL IMRF	420.00	0.00	0.00	420.00	0.00	0.00	0.00%
51 E 303 1500 2120 15 000000	HS BOYS BASKETBALL IMRF	500.00	0.00	0.00	500.00	0.00	0.00	0.00%
51 E 303 1500 2120 31 000000	HS GIRLS BASKETBALL	600.00	0.00	0.00	600.00	0.00	391.44	0.00%
51 E 303 1500 2120 32 000000	HS GIRLS CROSS COUNTRY	500.00	0.00	0.00	500.00	0.00	0.00	0.00%
51 E 303 1500 2120 33 000000	HS GIRLS TRACK IMRF	500.00	0.00	0.00	500.00	0.00	101.44	0.00%

Expenses Monthly Short

Fiscal Year: 2024-2025
Month: August

MARION CUSD #2, IL

Account Number	Account Description	Original Budget	CY Monthly Activity	CYTD Activity	YTD Unexpended	YTD Encumbranc	Prior Fiscal Year	% of Budget
51 - ILLINOIS MUNICIPAL RETIREMENT								
51 E 303 1500 2120 36 000000	HS GIRLS SOCCER IMRF	500.00	0.00	0.00	500.00	0.00	270.65	0.00%
51 E 000 1501 2120 00 000000	ADAMS IMRF	2,500.00	0.00	0.00	2,500.00	0.00	985.57	0.00%
51 E 000 2134 2120 00 000000	HEALTH SERV IMRF	7,000.00	643.58	1,176.38	5,823.62	0.00	6,010.24	16.81%
51 E 105 2134 2120 00 000000	HEALTH SERV. IMRF	4,000.00	25.76	25.76	3,974.24	0.00	3,231.18	0.64%
51 E 107 2134 2120 00 000000	HEALTH SERV. IMRF	4,000.00	223.44	446.88	3,553.12	0.00	2,606.07	11.17%
51 E 108 2134 2120 00 000000	HEALTH SERVICES: IMRF	4,000.00	241.72	483.44	3,516.56	0.00	2,814.06	12.09%
51 E 109 2134 2120 00 000000	HEALTH SERV. IMRF	4,000.00	210.32	420.64	3,579.36	0.00	2,416.12	10.52%
51 E 110 2134 2120 00 000000	HEALTH SERV. IMRF	5,800.00	291.20	582.40	5,217.60	0.00	3,405.31	10.04%
51 E 204 2134 2120 00 000000	HEALTH SERV. IMRF	3,700.00	170.53	322.41	3,377.59	0.00	1,456.03	8.71%
51 E 303 2134 2120 00 000000	HEALTH SERV. IMRF	4,000.00	191.85	362.03	3,637.97	0.00	2,313.96	9.05%
51 E 960 2134 2120 30 000000	ESSER 2 HEALTH SERV	400.00	0.00	0.00	400.00	0.00	0.00	0.00%
51 E 965 2134 2120 30 000000	ESSER 3 HEALTH SERV	4,000.00	94.16	316.30	3,683.70	0.00	2,623.56	7.91%
51 E 105 2190 2120 00 000000	ADAMS SUPPORT IMRF	500.00	0.00	0.00	500.00	0.00	0.00	0.00%
51 E 107 2190 2120 00 000000	JEFFERSON SUPPORT IMRF	1,700.00	27.59	27.59	1,672.41	0.00	781.83	1.62%
51 E 108 2190 2120 00 000000	LINCOLN SUPPORT IMRF	1,500.00	14.59	14.59	1,485.41	0.00	1,315.84	0.97%
51 E 109 2190 2120 00 000000	LONGFELLOW SUPPORT IMRF	2,300.00	26.80	26.80	2,273.20	0.00	1,458.64	1.17%
51 E 110 2190 2120 00 000000	WASHINGTON SUPPORT IMRF	8,500.00	171.92	171.92	8,328.08	0.00	8,138.76	2.02%
51 E 204 2190 2120 00 000000	JH SUPPORT STAFF IMRF	5,000.00	140.02	250.74	4,749.26	0.00	4,377.10	5.01%
51 E 303 2190 2120 00 000000	HS SUPPORT STAFF IMRF	12,000.00	121.13	121.13	11,878.87	0.00	9,990.68	1.01%
51 E 000 2210 2120 00 000000	STAFF DEV IMRF	5,000.00	304.02	608.04	4,391.96	0.00	2,610.89	12.16%
51 E 000 2225 2120 00 000000	TECHNOLOGY IMRF	30,000.00	2,216.14	4,432.28	25,567.72	0.00	24,967.16	14.77%
51 E 000 2321 2120 00 000000	ADMIN IMRF	6,000.00	456.26	912.52	5,087.48	0.00	5,550.85	15.21%
51 E 105 2410 2120 00 000000	PRINCIPAL IMRF	6,000.00	475.68	916.24	5,083.76	0.00	5,087.66	15.27%
51 E 107 2410 2120 00 000000	PRINCIPAL IMRF	5,000.00	367.68	710.74	4,289.26	0.00	3,980.42	14.21%
51 E 108 2410 2120 00 000000	PRINCIPAL IMRF	6,000.00	349.48	676.92	5,323.08	0.00	3,785.21	11.28%
51 E 109 2410 2120 00 000000	PRINCIPAL IMRF	6,000.00	362.09	684.37	5,315.63	0.00	4,916.13	11.41%
51 E 110 2410 2120 00 000000	PRINCIPAL IMRF	5,500.00	385.66	750.52	4,749.48	0.00	4,345.37	13.65%
51 E 204 2410 2120 00 000000	PRINCIPAL IMRF	9,000.00	716.54	1,332.90	7,667.10	0.00	7,171.53	14.81%
51 E 303 2410 2120 00 000000	PRINCIPAL IMRF	10,000.00	692.71	1,343.29	8,656.71	0.00	7,470.52	13.43%
51 E 000 2510 2120 00 000000	BUS. MGR. IMRF	11,500.00	813.54	1,627.08	9,872.92	0.00	8,990.93	14.15%
51 E 000 2520 2120 00 000000	FISCAL IMRF	12,500.00	742.32	1,484.65	11,015.35	0.00	8,472.52	11.88%
51 E 000 2542 2120 00 000000	CUST./MAINT. IMRF	50,000.00	3,980.63	8,163.72	41,836.28	0.00	43,315.29	16.33%

Expenses Monthly Short

Fiscal Year: 2024-2025
Month: August

MARION CUSD #2, IL

Account Number	Account Description	Original Budget	CY Monthly Activity	CYTD Activity	YTD Unexpended	YTD Encumbranc	Prior Fiscal Year	% of Budget
51 - ILLINOIS MUNICIPAL RETIREMENT								
51 E 105 2542 2120 00 000000	CUST./MAINT. IMRF	15,000.00	621.65	1,256.31	13,743.69	0.00	7,647.82	8.38%
51 E 107 2542 2120 00 000000	CUST./MAINT. IMRF	15,000.00	637.27	1,299.93	13,700.07	0.00	9,022.68	8.67%
51 E 108 2542 2120 00 000000	CUST./MAINT. IMRF	13,000.00	538.19	1,099.31	11,900.69	0.00	9,862.37	8.46%
51 E 109 2542 2120 00 000000	CUST./MAINT. IMRF	8,400.00	569.34	1,167.24	7,232.76	0.00	6,748.36	13.90%
51 E 110 2542 2120 00 000000	CUST./MAINT. IMRF	19,000.00	891.51	1,823.81	17,176.19	0.00	10,936.92	9.60%
51 E 204 2542 2120 00 000000	CUST./MAINT. IMRF	20,000.00	881.19	1,965.41	18,034.59	0.00	16,324.68	9.83%
51 E 303 2542 2120 00 000000	CUST./MAINT. IMRF	37,000.00	2,790.43	5,498.66	31,501.34	0.00	29,118.95	14.86%
51 E 000 2550 2120 00 000000	TRANS. IMRF	3,500.00	185.58	371.16	3,128.84	0.00	2,100.76	10.60%
51 E 960 2560 2120 30 000000	ESSER 2 FOOD SERV IMRF	0.00	0.00	0.00	0.00	0.00	324.53	
51 E 965 2560 2120 30 000000	ESSER 3 Food Serv IMRF	1,000.00	0.00	453.62	546.38	0.00	1,818.93	45.36%
51 E 000 2560 2120 84 000000	FOOD SERVICE IMRF	11,000.00	749.70	1,499.41	9,500.59	0.00	8,560.51	13.63%
51 E 105 2560 2120 84 000000	FOOD SERV. IMRF	12,000.00	352.48	352.48	11,647.52	0.00	8,005.42	2.94%
51 E 107 2560 2120 84 000000	FOOD SERV. IMRF	10,000.00	245.08	245.08	9,754.92	0.00	6,943.29	2.45%
51 E 108 2560 2120 84 000000	FOOD SERV. IMRF	16,000.00	260.83	260.83	15,739.17	0.00	12,721.46	1.63%
51 E 109 2560 2120 84 000000	FOOD SERVICE IMRF	12,000.00	259.44	259.44	11,740.56	0.00	8,286.72	2.16%
51 E 110 2560 2120 84 000000	FOOD SERV. IMRF	12,000.00	219.92	219.92	11,780.08	0.00	8,894.14	1.83%
51 E 204 2560 2120 84 000000	FOOD SERV. IMRF	19,000.00	345.80	345.80	18,654.20	0.00	14,590.70	1.82%
51 E 303 2560 2120 84 000000	FOOD SERV. IMRF	19,000.00	433.19	433.19	18,566.81	0.00	13,167.90	2.28%
51 E 000 3901 2120 00 000000	AFTERCATS IMRF	10.00	0.00	0.00	10.00	0.00	2.40	0.00%
51 E 105 3901 2120 00 000000	ADAMS AFTERCATS IMRF	500.00	0.00	0.00	500.00	0.00	0.00	0.00%
51 E 107 3901 2120 00 000000	AFTERCATS IMRF	1,300.00	0.00	0.00	1,300.00	0.00	611.50	0.00%
51 E 108 3901 2120 00 000000	AFTERCATS IMRF	2,500.00	40.69	40.69	2,459.31	0.00	1,207.22	1.63%
51 E 109 3901 2120 00 000000	LONGFELLOW AFTERCATS	2,300.00	44.36	44.36	2,255.64	0.00	1,085.65	1.93%
51 E 110 3901 2120 00 000000	WA AFTERCATS IMRF	2,500.00	18.92	18.92	2,481.08	0.00	1,315.14	0.76%
51 E 204 3901 2120 00 000000	JH AFTERCATS IMRF	1,400.00	83.80	83.80	1,316.20	0.00	868.98	5.99%
51 - --- ---- ---- -- ------		**549,145.00**	**26,625.45**	**51,432.56**	**497,712.44**	**0.00**	**395,963.72**	**9.37%**
60 - CAPITAL PROJECTS FUND OR FUND								
60 E 000 2533 5230 00 000000	ARCH LOCAL PROJECTS	1,000,000.00	0.00	0.00	1,000,000.00	0.00	0.00	0.00%
60 E 000 2533 5230 00 220320	Jefferson Pre-k Doors	10,000.00	885.24	2,019.83	7,980.17	0.00	16,727.95	20.20%
60 E 000 2533 5230 00 220660	ARCH WA HVAC PHASE 1	0.00	0.00	0.00	0.00	0.00	12,783.16	
60 E 000 2533 5230 00 220910	ARCH FIRE ALARMS	0.00	0.00	0.00	0.00	0.00	19,343.00	
60 E 000 2533 5230 00 220980	ARCH HS ADA PHASE 6	0.00	0.00	0.00	0.00	0.00	3,802.50	

Expenses Monthly Short

Fiscal Year: 2024-2025
Month: August

MARION CUSD #2, IL

Account Number	Account Description	Original Budget	CY Monthly Activity	CYTD Activity	YTD Unexpended	YTD Encumbranc	Prior Fiscal Year	% of Budget
60 - CAPITAL PROJECTS FUND OR FUND								
60 E 000 2533 5230 00 220990	ARCH JH EXTERIOR	15,000.00	0.00	0.00	15,000.00	0.00	18,981.05	0.00%
60 E 000 2533 5230 00 221000	ARCH PARKING LOTS	0.00	0.00	0.00	0.00	0.00	37,749.54	
60 E 105 2533 5230 00 230510	ARCH GYM FLOOR	2,000.00	1,142.15	2,606.10	-606.10	0.00	13,094.52	130.
60 E 105 2533 5230 00 230940	ADAMS ROOF REPLACEMENT	2,000.00	0.00	0.00	2,000.00	0.00	7,483.32	0.00%
60 E 107 2533 5230 00 230440	Arch Jefferson Library	0.00	0.00	0.00	0.00	0.00	409.50	
60 E 204 2533 5230 00 230970	ARCH JH EAST LOCKER	60,000.00	23,969.83	41,213.08	18,786.92	0.00	88,976.52	68.69%
60 E 000 2535 3190 00 000002	UNIT 2 LOCAL PROJECTS	0.00	5,332.00	5,332.00	-5,332.00	0.00	21,414.00	
60 E 000 2535 5230 00 000000	Local Project	3,000,000.00	38,440.00	38,440.00	2,961,560.00	0.00	18,000.00	1.28%
60 E 000 2535 5230 00 220910	FIRE ALARMS WA JH	0.00	0.00	0.00	0.00	0.00	337,105.00	
60 E 000 2535 5230 00 221000	JEF LIN PARKING LOTS	0.00	0.00	0.00	0.00	0.00	464,047.78	
60 E 105 2535 5230 00 230510	ADAMS GYM FLOOR	91,000.00	0.00	0.00	91,000.00	0.00	0.00	0.00%
60 E 105 2535 5230 00 230940	Adams Roof Repair	7,000.00	6,219.90	6,219.90	780.10	0.00	55,979.10	88.86%
60 E 107 2535 5230 00 220320	JEFFERSON PRE K DOOR &	45,000.00	0.00	108,249.57	-63,249.57	0.00	197,927.05	240.
60 E 107 2535 5230 00 230440	Jefferson Library	0.00	0.00	0.00	0.00	0.00	247,379.16	
60 E 110 2535 5230 00 220660	WA HVAC PHASE I	0.00	0.00	0.00	0.00	0.00	314,508.35	
60 E 204 2535 5230 00 000000	JH HVAC ESSER PROJECT	1,000,000.00	0.00	0.00	1,000,000.00	0.00	0.00	0.00%
60 E 204 2535 5230 00 023097	JH East Locker Room	620,000.00	309,670.64	513,635.91	106,364.09	0.00	189,118.55	82.84%
60 E 204 2535 5230 00 220990	JH EXTERIOR	25,000.00	19,125.65	19,125.65	5,874.35	0.00	600,205.05	76.50%
60 E 303 2535 5230 00 220980	MHS ADA PHASE 6	0.00	0.00	0.00	0.00	0.00	175,533.00	
60 E 000 8410 6600 00 000000	NEW AS PRINCIPAL PMT TO	720,000.00	0.00	0.00	720,000.00	0.00	705,000.00	0.00%
60 E 000 8510 6600 00 000000	NEW AS INTEREST PMT TO	30,774.00	0.00	0.00	30,774.00	0.00	46,495.50	0.00%
60 - --- ---- ---- -- ------		**6,627,774.00**	**404,785.41**	**736,842.04**	**5,890,931.96**	**0.00**	**3,592,063.60**	**11.12%**
80 - TORT IMMUNITY AND JUDGMENT								
80 E 000 2361 3800 00 000000	TORT: WORKERS	155,000.00	0.00	134,994.72	20,005.28	0.00	155,435.00	87.09%
80 E 000 2365 3180 00 000000	TORT: LEGAL SERVICES	80,000.00	6,598.00	11,317.50	68,682.50	0.00	13,201.12	14.15%
80 E 000 2365 3190 00 000000	TORT: CONTRACTUAL	10,000.00	0.00	0.00	10,000.00	0.00	0.00	0.00%
80 E 000 2365 3800 00 000000	TORT: PROPERTY CASUALTY	425,000.00	2,066.11	288,600.11	136,399.89	0.00	270,925.61	67.91%
80 E 000 2365 3800 00 000001	TORT: UNEMPLOYMENT	15,000.00	0.00	0.00	15,000.00	0.00	2,326.81	0.00%
80 - --- ---- ---- -- ------		**685,000.00**	**8,664.11**	**434,912.33**	**250,087.67**	**0.00**	**441,888.54**	**63.49%**
90 - FIRE PREVENTION AND SAFETY FUN								
90 E 000 2533 3010 02 001203	Jr.High 10 YR HLS	20,000.00	0.00	0.00	20,000.00	0.00	0.00	0.00%
90 E 107 2533 5230 00 230960	ARCH JEFFERSON EXTERIOR	11,500.00	4,035.00	5,132.50	6,367.50	0.00	12,673.28	44.63%

Expenses Monthly Short

Fiscal Year: 2024-2025
Month: August

MARION CUSD #2, IL

Account Number	Account Description	Original Budget	CY Monthly Activity	CYTD Activity	YTD Unexpended	YTD Encumbranc	Prior Fiscal Year	% of Budget
90 - FIRE PREVENTION AND SAFETY FUN								
90 E 107 2535 5230 00 230960	JEFFERSON EXTERIOR	130,000.00	0.00	78,456.60	51,543.40	0.00	1,116.00	60.35%
90 E 000 2540 5400 00 000000	Metal Detectors	0.00	0.00	0.00	0.00	0.00	105,303.83	
90 - --- ---- ---- -- ------		161,500.00	4,035.00	83,589.10	77,910.90	0.00	119,093.11	51.76%
Account Monthly Activity Grand Totals:		64,263,303.	3,396,211.91	8,384,024.51	55,879,278.	1,376,620.	55,061,577.	13.05%

Checks Issued

Bank Account: GEN — **MARION CUSD #2, IL**

Check Number	Name on Check	Run Description	Run Type	Check Type	Statement Date	Check Date	Cash Post Date	Amount
074283	JOHNSON AND JOHNSON ENTERPRISE INC	08/21/2024 Pole Barn	R	R	08/31/2024	08/21/2024	08/21/2024	9,000.00
074284	COLE, KYAN	08/23/2024 Teacher NO TRS	R	R	08/31/2024	08/23/2024	08/23/2024	299.78
074285	AMERITAS	08/23/2024	R	R		08/23/2024	08/23/2024	4,669.64
074286	CONNECTICUT-CCSPC, 0900003	08/23/2024	R	R	08/31/2024	08/23/2024	08/23/2024	108.63
074287	ILL STATE DISB UNIT	08/23/2024	R	R	08/31/2024	08/23/2024	08/23/2024	851.00
074288	KIDS FOUNDATION	08/23/2024	R	R		08/23/2024	08/23/2024	60.00
074289	LABORERS' LOCAL 773	08/23/2024	R	R		08/23/2024	08/23/2024	245.50
074290	LOCAL 773, SECRETARIES	08/23/2024	R	R		08/23/2024	08/23/2024	378.50
074291	MARION UNIT 2 FOUNDATION	08/23/2024	R	R		08/23/2024	08/23/2024	72.00
074292	NIKKI TRAVELSTEAD2011D190	08/23/2024	R	R		08/23/2024	08/23/2024	250.00
074293	SIU CREDIT UNION	08/23/2024	R	R	08/31/2024	08/23/2024	08/23/2024	475.00
074294	FOWLER, DEWAYNE	08/26/2024	R	R	08/31/2024	08/26/2024	08/26/2024	35,060.00
074295	AIRGAS USA, LLC	08/30/2024 Late Checks	R	R		08/30/2024	08/30/2024	1,934.50
074296	AMEREN ILLINOIS	08/30/2024 Late Checks	R	R		08/30/2024	08/30/2024	2,422.15
074297	BRUCE UNTERBRINK CONSTRUCTION	08/30/2024 Late Checks	R	R		08/30/2024	08/30/2024	19,125.65
074298	CARTERVILLE WINAIR CO	08/30/2024 Late Checks	R	R		08/30/2024	08/30/2024	981.59
074299	CUTTING EDGE CURRICULUM	08/30/2024 Late Checks	R	R		08/30/2024	08/30/2024	425.00
074300	D.E. MARTIN ROOFING CO., INC.	08/30/2024 Late Checks	R	R		08/30/2024	08/30/2024	6,219.90
074301	DONELSON BACKHOE SERVICES	08/30/2024 Late Checks	R	R		08/30/2024	08/30/2024	500.00
074302	FAGER-MCGEE COMM. CONST. INC	08/30/2024 Late Checks	R	R		08/30/2024	08/30/2024	309,670.64
074303	FIRM SYSTEMS	08/30/2024 Late Checks	R	R		08/30/2024	08/30/2024	890.00
074304	FLOORSITE INC	08/30/2024 Late Checks	R	R		08/30/2024	08/30/2024	12,000.00
074305	FRONTIER	08/30/2024 Late Checks	R	R		08/30/2024	08/30/2024	1,832.71
074306	HOWERTON, DORRIS, STONE & LAMBERT	08/30/2024 Late Checks	R	R		08/30/2024	08/30/2024	500.00
074307	ILMEA	08/30/2024 Late Checks	R	R		08/30/2024	08/30/2024	50.00
074308	PEPSI MIDAMERICA	08/30/2024 Late Checks	R	R		08/30/2024	08/30/2024	797.34

Checks Issued

Bank Account: GEN — **MARION CUSD #2, IL**

Check Number	Name on Check	Run Description	Run Type	Check Type	Statement Date	Check Date	Cash Post Date	Amount
074309	RENAISSANCE	08/30/2024 Late Checks	R	R		08/30/2024	08/30/2024	9,170.00
074310	AMERITAS	09/10/2024	R	X		09/10/2024	09/10/2024	5,463.29
074311	ATLANTIC AMERICAN EMPLOYEE BENEFITS	09/10/2024	R	X		09/10/2024	09/10/2024	1,433.43
074312	CONNECTICUT-CCSPC, 0900003	09/10/2024	R	X		09/10/2024	09/10/2024	108.63
074313	ILL STATE DISB UNIT	09/10/2024	R	X		09/10/2024	09/10/2024	851.00
074314	KIDS FOUNDATION	09/10/2024	R	X		09/10/2024	09/10/2024	60.00
074315	LABORERS' LOCAL 773	09/10/2024	R	X		09/10/2024	09/10/2024	451.50
074316	LABORERS' LOCAL 773 FOOD SERVICE	09/10/2024	R	X		09/10/2024	09/10/2024	424.79
074317	LOCAL 773, SECRETARIES	09/10/2024	R	X		09/10/2024	09/10/2024	284.00
074318	MARION UNIT 2 FOUNDATION	09/10/2024	R	X		09/10/2024	09/10/2024	72.00
074319	NIKKI TRAVELSTEAD2011D190	09/10/2024	R	X		09/10/2024	09/10/2024	250.00
074320	SIU CREDIT UNION	09/10/2024	R	X		09/10/2024	09/10/2024	475.00
074321	AMERITAS	09/10/2024	R	Z		09/10/2024	09/10/2024	5,463.29
074322	ATLANTIC AMERICAN EMPLOYEE BENEFITS	09/10/2024	R	Z		09/10/2024	09/10/2024	1,433.43
074323	CONNECTICUT-CCSPC, 0900003	09/10/2024	R	Z		09/10/2024	09/10/2024	108.63
074324	ILL STATE DISB UNIT	09/10/2024	R	Z		09/10/2024	09/10/2024	851.00
074325	KIDS FOUNDATION	09/10/2024	R	Z		09/10/2024	09/10/2024	60.00
074326	LABORERS' LOCAL 773	09/10/2024	R	Z		09/10/2024	09/10/2024	451.50
074327	LABORERS' LOCAL 773 FOOD SERVICE	09/10/2024	R	Z		09/10/2024	09/10/2024	424.79
074328	LOCAL 773, SECRETARIES	09/10/2024	R	Z		09/10/2024	09/10/2024	284.00
074329	MARION UNIT 2 FOUNDATION	09/10/2024	R	Z		09/10/2024	09/10/2024	72.00
074330	NIKKI TRAVELSTEAD2011D190	09/10/2024	R	Z		09/10/2024	09/10/2024	250.00
074331	SIU CREDIT UNION	09/10/2024	R	Z		09/10/2024	09/10/2024	475.00
074334	DRUMS AT APPLETIME	09/13/2024 Band	R	R		09/13/2024	09/13/2024	250.00
074335	ATLANTIC AMERICAN EMPLOYEE BENEFITS	9/16/2024 PAYROLL ADDITIONAL	R	R		09/16/2024	09/16/2024	0.00
074336	DRUMS AT APPLETIME	09/17/2024 McGraw Hill	R	R		09/17/2024	09/17/2024	250.00

Checks Issued

Bank Account: GEN — **MARION CUSD #2, IL**

Check Number	Name on Check	Run Description	Run Type	Check Type	Statement Date	Check Date	Cash Post Date	Amount
074337	3ID MANAGEMENT	09/19/2024 Board Bills	R	R		09/24/2024	09/24/2024	286.00
074338	3P LEARING INC	09/19/2024 Board Bills	R	R		09/24/2024	09/24/2024	6,260.00
074339	A&K SPECIALTY INC	09/19/2024 Board Bills	R	R		09/24/2024	09/24/2024	2,980.00
074340	AC SYSTEMS, INC	09/19/2024 Board Bills	R	R		09/24/2024	09/24/2024	4,789.00
074341	AMEREN ILLINOIS	09/19/2024 Board Bills	R	R		09/24/2024	09/24/2024	2,100.65
074342	AMERICAN BAND ACCESSORIES	09/19/2024 Board Bills	R	R		09/24/2024	09/24/2024	478.95
074343	ANDERSON OVERHEAD DOOR	09/19/2024 Board Bills	R	R		09/24/2024	09/24/2024	4,597.80
074344	ASPHALT MAINT. LLC	09/19/2024 Board Bills	R	R		09/24/2024	09/24/2024	6,965.00
074345	BAKER'S SPORTING GOODS	09/19/2024 Board Bills	R	R		09/24/2024	09/24/2024	4,763.88
074346	BANNER SOLUTIONS	09/19/2024 Board Bills	R	R		09/24/2024	09/24/2024	2,889.09
074347	BAYSINGER ARCHITECTS, LLC	09/19/2024 Board Bills	R	R		09/24/2024	09/24/2024	14,602.23
074348	MONIKA BEAN	09/19/2024 Board Bills	R	R		09/24/2024	09/24/2024	40.00
074349	BIMBO BAKERIES USA	09/19/2024 Board Bills	R	R		09/24/2024	09/24/2024	6,347.31
074350	BLICK ART MATERIALS	09/19/2024 Board Bills	R	R		09/24/2024	09/24/2024	404.50
074351	BOB STOTLAR BUILDING CENTER	09/19/2024 Board Bills	R	R		09/24/2024	09/24/2024	156.21
074352	BRANDADVANTAGE	09/19/2024 Board Bills	R	R		09/24/2024	09/24/2024	11,375.00
074353	BRUCE UNTERBRINK CONSTRUCTION	09/19/2024 Board Bills	R	R		09/24/2024	09/24/2024	34,081.20
074354	KAYLA BRUCE	09/19/2024 Board Bills	R	R		09/24/2024	09/24/2024	40.00
074355	BSN SPORTS INC	09/19/2024 Board Bills	R	R		09/24/2024	09/24/2024	1,411.85
074356	BSN SPORTS LLC	09/19/2024 Board Bills	R	R		09/24/2024	09/24/2024	4,940.00
074357	BYASSEE MUSIC AND SOUND	09/19/2024 Board Bills	R	R		09/24/2024	09/24/2024	900.00
074358	CARBONDALE ELECTRIC	09/19/2024 Board Bills	R	R		09/24/2024	09/24/2024	6,100.00
074359	CARTERVILLE WINAIR CO	09/19/2024 Board Bills	R	R		09/24/2024	09/24/2024	2,085.76
074360	CDW GOVERNMENT, INC	09/19/2024 Board Bills	R	R		09/24/2024	09/24/2024	9,120.00
074361	CENGAGE LEARNING	09/19/2024 Board Bills	R	R		09/24/2024	09/24/2024	1,150.00
074362	CHARLIES AIR CONDITIONING AND HEATING	09/19/2024 Board Bills	R	R		09/24/2024	09/24/2024	746.00
074363	CITY OF CREAL SPRINGS	09/19/2024 Board Bills	R	R		09/24/2024	09/24/2024	548.14

Checks Issued

Bank Account: GEN — **MARION CUSD #2, IL**

Check Number	Name on Check	Run Description	Run Type	Check Type	Statement Date	Check Date	Cash Post Date	Amount
074364	CPG CONTRACT PAPER GROUP	09/19/2024 Board Bills	R	R		09/24/2024	09/24/2024	20,258.00
074365	CRESCENT PARTS & EQUIP	09/19/2024 Board Bills	R	R		09/24/2024	09/24/2024	767.39
074366	EDUCATIONAL ENVIRONMENTS	09/19/2024 Board Bills	R	R		09/24/2024	09/24/2024	3,251.99
074367	ERIC ARMIN INC	09/19/2024 Board Bills	R	R		09/24/2024	09/24/2024	30.90
074368	EXPLORE LEARNING LLC	09/19/2024 Board Bills	R	R		09/24/2024	09/24/2024	21,577.50
074369	FINAL FORMS	09/19/2024 Board Bills	R	R		09/24/2024	09/24/2024	2,150.00
074370	FIRM SYSTEMS	09/19/2024 Board Bills	R	R		09/24/2024	09/24/2024	935.00
074371	FLINN SCIENTIFIC	09/19/2024 Board Bills	R	R		09/24/2024	09/24/2024	21.57
074372	FLINN SCIENTIFIC INC	09/19/2024 Board Bills	R	R		09/24/2024	09/24/2024	7,840.69
074373	FLOORSCAPES BY L&P CARPET INC	09/19/2024 Board Bills	R	R		09/24/2024	09/24/2024	13,045.00
074374	FLOORSITE INC	09/19/2024 Board Bills	R	R		09/24/2024	09/24/2024	15,500.00
074375	FOWLER HEATING & COOLING	09/19/2024 Board Bills	R	R		09/24/2024	09/24/2024	9,966.80
074376	RAINE FOX HILL	09/19/2024 Board Bills	R	R		09/24/2024	09/24/2024	75.00
074377	FRONTIER	09/19/2024 Board Bills	R	R		09/24/2024	09/24/2024	3,683.15
074378	GRAPHIC IMPRESSIONS	09/19/2024 Board Bills	R	R		09/24/2024	09/24/2024	1,290.00
074379	JARRET GRIMES	09/19/2024 Board Bills	R	R		09/24/2024	09/24/2024	1,398.00
074380	HALLS SERVICE LLC A/R	09/19/2024 Board Bills	R	R		09/24/2024	09/24/2024	4,358.66
074381	HAND2MIND, INC	09/19/2024 Board Bills	R	R		09/24/2024	09/24/2024	430.61
074382	HARTMAN PUBLISHING	09/19/2024 Board Bills	R	R		09/24/2024	09/24/2024	1,817.12
074383	HART'S MUSIC CENTER	09/19/2024 Board Bills	R	R		09/24/2024	09/24/2024	1,725.00
074384	SKYLAR HENDERSON	09/19/2024 Board Bills	R	R		09/24/2024	09/24/2024	10.00
074385	HILL PRINTING	09/19/2024 Board Bills	R	R		09/24/2024	09/24/2024	841.35
074386	MICHAEL HOLT	09/19/2024 Board Bills	R	R		09/24/2024	09/24/2024	292.50
074387	HOUGHTON MIFFLIN HARCORT INTERVENTION, SOLUTIONS GROUP	09/19/2024 Board Bills	R	R		09/24/2024	09/24/2024	514.46
074388	HS ATHLETIC IMPREST	09/19/2024 Board Bills	R	R		09/24/2024	09/24/2024	4,667.40
074389	HSG MECHANICAL CONTRACTOR	09/19/2024 Board Bills	R	R		09/24/2024	09/24/2024	36,279.20
074390	ICONIK STUDIO	09/19/2024 Board Bills	R	R		09/24/2024	09/24/2024	677.00
074391	ILLINOIS GRADE SCHOOL MUSIC ASSOCIATION	09/19/2024 Board Bills	R	R		09/24/2024	09/24/2024	110.00

Checks Issued

Bank Account: GEN — **MARION CUSD #2, IL**

Check Number	Name on Check	Run Description	Run Type	Check Type	Statement Date	Check Date	Cash Post Date	Amount
074392	ILLINOIS PRINCIPALS ASSN	09/19/2024 Board Bills	R	R		09/24/2024	09/24/2024	394.00
074393	ITSAVVY	09/19/2024 Board Bills	R	R		09/24/2024	09/24/2024	27,623.05
074394	JOHN A LOGAN COLLEGE	09/19/2024 Board Bills	R	R		09/24/2024	09/24/2024	3,000.00
074395	HAILEY JOHNSON	09/19/2024 Board Bills	R	R		09/24/2024	09/24/2024	137.20
074396	JARED JONES	09/19/2024 Board Bills	R	R		09/24/2024	09/24/2024	100.00
074397	JOSTENS INC.	09/19/2024 Board Bills	R	R		09/24/2024	09/24/2024	4,699.65
074398	JOURNEY ED	09/19/2024 Board Bills	R	R		09/24/2024	09/24/2024	16,214.40
074399	KEITH MARTIN, INC	09/19/2024 Board Bills	R	R		09/24/2024	09/24/2024	2,069.00
074400	JENNIFER KENNER	09/19/2024 Board Bills	R	R		09/24/2024	09/24/2024	40.00
074401	KRIHA BOUCEK	09/19/2024 Board Bills	R	R		09/24/2024	09/24/2024	5,204.00
074402	KROGER	09/19/2024 Board Bills	R	R		09/24/2024	09/24/2024	272.02
074403	LAKESHORE LEARNING MATERIALS	09/19/2024 Board Bills	R	R		09/24/2024	09/24/2024	481.12
074404	LEARNING TECHNOLOGY CENTER	09/19/2024 Board Bills	R	R		09/24/2024	09/24/2024	300.00
074405	LEE'S SPORTS	09/19/2024 Board Bills	R	R		09/24/2024	09/24/2024	4,475.30
074406	LEGO EDUCATION	09/19/2024 Board Bills	R	R		09/24/2024	09/24/2024	5,399.00
074407	LITTLE TRACTOR & EQUIPMENT	09/19/2024 Board Bills	R	R		09/24/2024	09/24/2024	147.71
074408	LITTON ENTERPRISES, INC	09/19/2024 Board Bills	R	R		09/24/2024	09/24/2024	3,140.02
074409	MAIER'S TIDY BOWL	09/19/2024 Board Bills	R	R		09/24/2024	09/24/2024	15.05
074410	MAJESTIC ENTERPRIZE, INC	09/19/2024 Board Bills	R	R		09/24/2024	09/24/2024	581.55
074411	MCMASTERS CARR	09/19/2024 Board Bills	R	R		09/24/2024	09/24/2024	128.46
074412	MENCKOWSKI DRYWALL INC	09/19/2024 Board Bills	R	R		09/24/2024	09/24/2024	4,991.00
074413	MHEDUCATION.COM	09/19/2024 Board Bills	R	R		09/24/2024	09/24/2024	2,411.00
074414	MTI DISTRIBUTING, INC.	09/19/2024 Board Bills	R	R		09/24/2024	09/24/2024	113.71
074415	MUSIC IS ELEMENTARY	09/19/2024 Board Bills	R	R		09/24/2024	09/24/2024	660.96
074416	NAPA AUTO PARTS-CARBONDALE	09/19/2024 Board Bills	R	R		09/24/2024	09/24/2024	9.28
074417	NEURORESTORATIVE	09/19/2024 Board Bills	R	R		09/24/2024	09/24/2024	17,041.86
074418	LLANNA NEWBERRY	09/19/2024 Board Bills	R	R		09/24/2024	09/24/2024	35.00
074419	OAKLEY SERVICES, INC.	09/19/2024 Board Bills	R	R		09/24/2024	09/24/2024	2,714.00
074420	ODUM CONCRETE PRODUCTS	09/19/2024 Board Bills	R	R		09/24/2024	09/24/2024	125.00
074421	CASEY ODUM	09/19/2024 Board Bills	R	R		09/24/2024	09/24/2024	35.00

Checks Issued

Bank Account: GEN **MARION CUSD #2, IL**

Check Number	Name on Check	Run Description	Run Type	Check Type	Statement Date	Check Date	Cash Post Date	Amount
074422	KILBY ONDREA	09/19/2024 Board Bills	R	R		09/24/2024	09/24/2024	95.10
074423	ORIENTAL TRADING CO	09/19/2024 Board Bills	R	R		09/24/2024	09/24/2024	169.63
074424	PRAIRIE FARMS DAIRY INC	09/19/2024 Board Bills	R	R		09/24/2024	09/24/2024	16,585.68
074425	PRD	09/19/2024 Board Bills	R	R		09/24/2024	09/24/2024	50.00
074426	PREMIUM MECHANICAL & AUTOMATION INC	09/19/2024 Board Bills	R	R		09/24/2024	09/24/2024	2,370.00
074427	REACHING ACROSS ILLINOIS LIBRARY SYSTEM	09/19/2024 Board Bills	R	R		09/24/2024	09/24/2024	250.00
074428	REALLY GOOD STUFF	09/19/2024 Board Bills	R	R		09/24/2024	09/24/2024	1,570.86
074429	REALLY GREAT READING	09/19/2024 Board Bills	R	R		09/24/2024	09/24/2024	155.68
074430	REASONABLE WINDOW TINTING	09/19/2024 Board Bills	R	R		09/24/2024	09/24/2024	630.00
074431	RIORDAN BROTHERS INTEGRATION	09/19/2024 Board Bills	R	R		09/24/2024	09/24/2024	5,130.00
074432	CHISTINA ROACH	09/19/2024 Board Bills	R	R		09/24/2024	09/24/2024	40.00
074433	ROE #21	09/19/2024 Board Bills	R	R		09/24/2024	09/24/2024	32,639.41
074434	ROY WALKER COMMUNICATIONS	09/19/2024 Board Bills	R	R		09/24/2024	09/24/2024	605.00
074435	RURAL KING	09/19/2024 Board Bills	R	R		09/24/2024	09/24/2024	653.87
074436	SALINE VALLEY CONCRETE CONSTRUCTION	09/19/2024 Board Bills	R	R		09/24/2024	09/24/2024	18,850.00
074437	SAVVAS LEARNING COMPANY LLC	09/19/2024 Board Bills	R	R		09/24/2024	09/24/2024	5,163.50
074438	SCHOOL MATE	09/19/2024 Board Bills	R	R		09/24/2024	09/24/2024	165.30
074439	SCHOOL NURSE SUPPLY, INC	09/19/2024 Board Bills	R	R		09/24/2024	09/24/2024	1,028.62
074440	SCHOOL SPECIALTY	09/19/2024 Board Bills	R	R		09/24/2024	09/24/2024	62.93
074441	SCHOOL SPECIALTY, LLC	09/19/2024 Board Bills	R	R		09/24/2024	09/24/2024	517.64
074442	SECURITY ALARM CORP	09/19/2024 Board Bills	R	R		09/24/2024	09/24/2024	14,633.04
074443	SELECT PHYSICAL THERAPY, KAREN HERCULES	09/19/2024 Board Bills	R	R		09/24/2024	09/24/2024	990.00
074444	SOUTHERN ILLINOIS PIPING CONTRACTORS LLC	09/19/2024 Board Bills	R	R		09/24/2024	09/24/2024	8,846.67
074445	SOUTHERN ILLINOIS WASTE CONTAINER LLC	09/19/2024 Board Bills	R	R		09/24/2024	09/24/2024	1,650.00
074446	SPORTS IMPORTS	09/19/2024 Board Bills	R	R		09/24/2024	09/24/2024	3,438.02

Checks Issued

Bank Account: GEN — **MARION CUSD #2, IL**

Check Number	Name on Check	Run Description	Run Type	Check Type	Statement Date	Check Date	Cash Post Date	Amount
074447	STATE ELECTRIC SUPPLY CO	09/19/2024 Board Bills	R	R		09/24/2024	09/24/2024	3,384.93
074448	JEREMY STEVENSON	09/19/2024 Board Bills	R	R		09/24/2024	09/24/2024	30.00
074449	SWINFORD PUBLICATIONS	09/19/2024 Board Bills	R	R		09/24/2024	09/24/2024	330.00
074450	T HAM SIGN LLC	09/19/2024 Board Bills	R	R		09/24/2024	09/24/2024	7,831.76
074451	TERMINIX	09/19/2024 Board Bills	R	R		09/24/2024	09/24/2024	757.20
074452	TERRACE FENCE CO	09/19/2024 Board Bills	R	R		09/24/2024	09/24/2024	25,834.00
074453	THE BULK BOOK STORE	09/19/2024 Board Bills	R	R		09/24/2024	09/24/2024	131.56
074454	THE PRINT SHOP	09/19/2024 Board Bills	R	R		09/24/2024	09/24/2024	275.00
074455	UFLI FOUNDATIONS	09/19/2024 Board Bills	R	R		09/24/2024	09/24/2024	301.00
074456	ULINE	09/19/2024 Board Bills	R	R		09/24/2024	09/24/2024	1,011.30
074457	US FOODS	09/19/2024 Board Bills	R	R		09/24/2024	09/24/2024	34,948.26
074458	VENTRIS LEARNING	09/19/2024 Board Bills	R	R		09/24/2024	09/24/2024	410.00
074459	TARA WALKER	09/19/2024 Board Bills	R	R		09/24/2024	09/24/2024	70.90
074460	WEST MUSIC	09/19/2024 Board Bills	R	R		09/24/2024	09/24/2024	398.95
074461	WILLIAMSON CO TREASURER	09/19/2024 Board Bills	R	R		09/24/2024	09/24/2024	94.56
202300399	AFLAC - GROUP POLICY	08/23/2024	R	W	08/31/2024	08/23/2024	08/23/2024	1,383.11
202300400	COMMON REMITTER	08/23/2024	R	W	08/31/2024	08/23/2024	08/23/2024	4,459.08
202300401	ILLINOIS DEPT OF REVENUE	08/23/2024	R	W	08/31/2024	08/23/2024	08/23/2024	39,387.37
202300402	ILLINOIS MUNICIPAL	08/23/2024	R	W		08/23/2024	08/23/2024	22,754.52
202300403	INTERNAL REVENUE SERVICE	08/23/2024	R	W	08/31/2024	08/23/2024	08/23/2024	115,451.02
202300404	TEACHER HEALTH INS SECURT	08/23/2024	R	W	08/31/2024	08/23/2024	08/23/2024	709.48
202300405	TEACHERS RET0058	08/23/2024	R	W	08/31/2024	08/23/2024	08/23/2024	262.29
202300406	TEACHERS RETIREMENT	08/23/2024	R	W	08/31/2024	08/23/2024	08/23/2024	4,069.17
202300407	TEACHERS RETIREMT SYS 10	08/23/2024	R	W	08/31/2024	08/23/2024	08/23/2024	116.47
202300408	TRS SSP	08/23/2024	R	W	08/31/2024	08/23/2024	08/23/2024	2,096.97
202300409	ILLINOIS DEPT OF REVENUE	08/26/2024	R	W	08/31/2024	08/27/2024	08/27/2024	2,042.41
202300410	ILLINOIS MUNICIPAL	08/26/2024	R	W		08/27/2024	08/27/2024	50.03
202300411	INTERNAL REVENUE SERVICE	08/26/2024	R	W	08/31/2024	08/27/2024	08/27/2024	3,699.98
202300412	TEACHER HEALTH INS SECURT	08/26/2024	R	W	08/31/2024	08/27/2024	08/27/2024	695.04

Checks Issued

Bank Account: GEN — **MARION CUSD #2, IL**

Check Number	Name on Check	Run Description	Run Type	Check Type	Statement Date	Check Date	Cash Post Date	Amount
202300413	TEACHERS RET0058	08/26/2024	R	W	08/31/2024	08/27/2024	08/27/2024	257.02
202300414	TEACHERS RETIREMENT	08/26/2024	R	W	08/31/2024	08/27/2024	08/27/2024	3,984.23
202300415	POWERSCHOOL GROUP LLC	08/30/2024 Late Checks	R	W	08/31/2024	08/30/2024	08/30/2024	21,114.20
202300416	AMERICAN EXPRESS	08/31/2024 Mastercard/AMEX	R	W	08/31/2024	08/31/2024	08/31/2024	109,884.41
202300417	MASTERCARD	08/31/2024 Mastercard/AMEX	R	W	08/31/2024	08/31/2024	08/31/2024	14,869.75
202300418	WINSUPPLY	08/31/2024 Mastercard/AMEX	R	W	08/31/2024	08/31/2024	08/31/2024	2,814.71
202300419	CITY OF MARION WATER DEPT	08/31/2024 Late Checks	R	W	08/31/2024	08/31/2024	08/31/2024	2,460.05
202300420	SOUTHEASTERN ILLINOIS ELECTRIC COOPERATIVE	08/31/2024 Late Checks	R	W	08/31/2024	08/31/2024	08/31/2024	6,571.20
202300421	AFLAC - GROUP POLICY	09/10/2024	R	W		09/10/2024	09/10/2024	2,296.28
202300422	COMMON REMITTER	09/10/2024	R	W		09/10/2024	09/10/2024	4,415.78
202300423	ILLINOIS DEPT OF REVENUE	09/10/2024	R	W		09/10/2024	09/10/2024	46,567.25
202300424	ILLINOIS MUNICIPAL	09/10/2024	R	W		09/10/2024	09/10/2024	30,932.82
202300425	INTERNAL REVENUE SERVICE	09/10/2024	R	W		09/10/2024	09/10/2024	140,800.24
202300426	TEACHER HEALTH INS SECURT	09/10/2024	R	W		09/10/2024	09/10/2024	13,161.93
202300427	TEACHERS RET0058	09/10/2024	R	W		09/10/2024	09/10/2024	4,867.16
202300428	TEACHERS RETIREMENT	09/10/2024	R	W		09/10/2024	09/10/2024	75,483.38
202300429	TEACHERS RETIREMT SYS 10	09/10/2024	R	W		09/10/2024	09/10/2024	3,430.80
202300430	TRS SSP	09/10/2024	R	W		09/10/2024	09/10/2024	3,272.66
202300431	AFLAC - GROUP POLICY	9/16/2024 PAYROLL ADDITIONAL	R	W		09/16/2024	09/16/2024	0.00
202300432	ILLINOIS DEPT OF REVENUE	9/16/2024 PAYROLL ADDITIONAL	R	W		09/16/2024	09/16/2024	110.06
202300433	ILLINOIS MUNICIPAL	9/16/2024 PAYROLL ADDITIONAL	R	W		09/16/2024	09/16/2024	75.75
202300434	INTERNAL REVENUE SERVICE	9/16/2024 PAYROLL ADDITIONAL	R	W		09/16/2024	09/16/2024	368.30
202300435	CITY OF MARION WATER DEPT	09/19/2024 Board Bills	R	W		09/24/2024	09/24/2024	2,194.91
202300436	LAKE OF EGYPT WATER DIST	09/19/2024 Board Bills	R	W		09/24/2024	09/24/2024	73.72
202300437	US BANK EQUIPMENT FINANCE	09/19/2024 Board Bills	R	W		09/24/2024	09/24/2024	9,300.55

Checks Issued

Bank Account: GEN **MARION CUSD #2, IL**

Check Number	Name on Check	Run Description	Run Type	Check Type	Statement Date	Check Date	Cash Post Date	Amount
9232404815	DIXON, AARON M	08/23/2024 12mo-11mo TRS	R	A		08/23/2024	08/23/2024	2,494.45
9232404816	GARRETT, RACHEL Y	08/23/2024 12mo-11mo TRS	R	A		08/23/2024	08/23/2024	128.10
9232404817	LYNN, MONICA	08/23/2024 12mo-11mo TRS	R	A		08/23/2024	08/23/2024	1,388.67
9232404818	MARLER, ANGELA R	08/23/2024 12mo-11mo TRS	R	A		08/23/2024	08/23/2024	1,229.34
9232404819	MARTIN, DEREK W	08/23/2024 12mo-11mo TRS	R	A		08/23/2024	08/23/2024	1,446.28
9232404820	MAYFIELD, MICHAEL J	08/23/2024 12mo-11mo TRS	R	A		08/23/2024	08/23/2024	1,782.48
9232404821	MENEESE, MICHAEL	08/23/2024 12mo-11mo TRS	R	A		08/23/2024	08/23/2024	1,559.67
9232404822	MOSS, REBECCA J	08/23/2024 12mo-11mo TRS	R	A		08/23/2024	08/23/2024	3,472.75
9232404823	SANDERS, SUSAN R	08/23/2024 12mo-11mo TRS	R	A		08/23/2024	08/23/2024	871.83
9232404824	SMITH, LOLA	08/23/2024 12mo-11mo TRS	R	A		08/23/2024	08/23/2024	1,227.74
9232404825	SPENCER, MARTIN N	08/23/2024 12mo-11mo TRS	R	A		08/23/2024	08/23/2024	970.50
9232404826	STANLEY, JERRY A	08/23/2024 12mo-11mo TRS	R	A		08/23/2024	08/23/2024	2,468.51
9232404827	WATSON, KIMBERLY K	08/23/2024 12mo-11mo TRS	R	A		08/23/2024	08/23/2024	2,234.33
9232404828	WATTS, LINDSAY K	08/23/2024 12mo-11mo TRS	R	A		08/23/2024	08/23/2024	3,821.79
9232404829	WOODS, RHONDA	08/23/2024 12mo-11mo TRS	R	A		08/23/2024	08/23/2024	1,998.31
9232404830	BAKER, MEGAN	08/23/2024 12mo-11mo TRS	R	A		08/23/2024	08/23/2024	540.63
9232404831	BURNS, KIM R	08/23/2024 12mo-11mo TRS	R	A		08/23/2024	08/23/2024	2,728.66
9232404832	DAHMER, CONNIE L	08/23/2024 12mo-11mo TRS	R	A		08/23/2024	08/23/2024	761.79
9232404833	NGUYEN, STEPHANIE	08/23/2024 12mo-11mo TRS	R	A		08/23/2024	08/23/2024	816.12
9232404834	PICKLES, ALICIA	08/23/2024 12mo-11mo TRS	R	A		08/23/2024	08/23/2024	730.15
9232404835	ADDISON, AMBER	08/23/2024 12mo-11mo TRS	R	A		08/23/2024	08/23/2024	678.27
9232404836	WALTERS, SHARON R	08/23/2024 12mo-11mo TRS	R	A		08/23/2024	08/23/2024	726.23
9232404837	CHIN, BRITTANY	08/23/2024 12mo-11mo TRS	R	A		08/23/2024	08/23/2024	703.51
9232404838	VICKERY, AMANDA	08/23/2024 12mo-11mo TRS	R	A		08/23/2024	08/23/2024	668.51
9232404839	NINNESS, JENNIFER L	08/23/2024 12mo-11mo TRS	R	A		08/23/2024	08/23/2024	706.16
9232404840	TALLMAN, LISA	08/23/2024 12mo-11mo TRS	R	A		08/23/2024	08/23/2024	737.51
9232404841	ALEXANDER, AMY L	08/23/2024 12mo-11mo TRS	R	A		08/23/2024	08/23/2024	726.45
9232404842	MORSE, GABRIELLE	08/23/2024 12mo-11mo TRS	R	A		08/23/2024	08/23/2024	832.21
9232404843	OLIPHANT, JOANN E	08/23/2024 12mo-11mo TRS	R	A		08/23/2024	08/23/2024	1,474.62
9232404844	WILLIAMSON, CHARLES L	08/23/2024 12mo-11mo TRS	R	A		08/23/2024	08/23/2024	3,815.26
9232404845	FOX, BRANDI	08/23/2024 12mo-11mo TRS	R	A		08/23/2024	08/23/2024	477.46
9232404846	GOODISKY, J RYAN	08/23/2024 12mo-11mo TRS	R	A		08/23/2024	08/23/2024	3,349.54
9232404847	HARRIS, MELINDA	08/23/2024 12mo-11mo TRS	R	A		08/23/2024	08/23/2024	956.83
9232404848	HOMOYA, TIFFANY L	08/23/2024 12mo-11mo TRS	R	A		08/23/2024	08/23/2024	960.16

Checks Issued

Bank Account: GEN — **MARION CUSD #2, IL**

Check Number	Name on Check	Run Description	Run Type	Check Type	Statement Date	Check Date	Cash Post Date	Amount
9232404849	TAYLOR, JALEIGH	08/23/2024 12mo-11mo TRS	R	A		08/23/2024	08/23/2024	870.52
9232404850	WILLIAMS, JOSEPH R	08/23/2024 12mo-11mo TRS	R	A		08/23/2024	08/23/2024	3,865.71
9232404851	AVILES, JONATHAN	08/23/2024 Teacher NO TRS	R	A		08/23/2024	08/23/2024	452.73
9232404852	BASLER, DEBRA S	08/23/2024 Teacher NO TRS	R	A		08/23/2024	08/23/2024	248.36
9232404853	BUCKINGHAM, CHANDLER D	08/23/2024 Teacher NO TRS	R	A		08/23/2024	08/23/2024	743.50
9232404854	CAMERON, RACHEL	08/23/2024 Teacher NO TRS	R	A		08/23/2024	08/23/2024	158.66
9232404855	COBB, SARAH	08/23/2024 Teacher NO TRS	R	A		08/23/2024	08/23/2024	87.40
9232404856	FLEMING, BRAYCE	08/23/2024 Teacher NO TRS	R	A		08/23/2024	08/23/2024	110.12
9232404857	GIRTMAN, MARIAH	08/23/2024 Teacher NO TRS	R	A		08/23/2024	08/23/2024	587.94
9232404858	JAMES, JOHN	08/23/2024 Teacher NO TRS	R	A		08/23/2024	08/23/2024	785.72
9232404859	KING, TERESA	08/23/2024 Teacher NO TRS	R	A		08/23/2024	08/23/2024	161.99
9232404860	LEONARD, JUSTICE	08/23/2024 Teacher NO TRS	R	A		08/23/2024	08/23/2024	857.27
9232404861	LUCAS, JOHN	08/23/2024 Teacher NO TRS	R	A		08/23/2024	08/23/2024	173.17
9232404862	MCBRIDE, JAYCEN	08/23/2024 Teacher NO TRS	R	A		08/23/2024	08/23/2024	110.12
9232404863	MEDINA, STEVEN	08/23/2024 Teacher NO TRS	R	A		08/23/2024	08/23/2024	990.66
9232404864	PULLEY, HOLLIE	08/23/2024 Teacher NO TRS	R	A		08/23/2024	08/23/2024	593.79
9232404865	RIGGS, BILLY JOE	08/23/2024 Teacher NO TRS	R	A		08/23/2024	08/23/2024	974.13
9232404866	SHOFF, JESSICA	08/23/2024 Teacher NO TRS	R	A		08/23/2024	08/23/2024	731.12
9232404867	SPRAGUE, TARA	08/23/2024 Teacher NO TRS	R	A		08/23/2024	08/23/2024	73.86
9232404868	TANNER, GRACEE A	08/23/2024 Teacher NO TRS	R	A		08/23/2024	08/23/2024	231.10
9232404869	TRASK, JEROLD	08/23/2024 Teacher NO TRS	R	A		08/23/2024	08/23/2024	298.18
9232404870	WALKER, TIFFANY D	08/23/2024 Teacher NO TRS	R	A		08/23/2024	08/23/2024	249.35
9232404871	WROLSON, CHRISTIAN	08/23/2024 Teacher NO TRS	R	A		08/23/2024	08/23/2024	495.16
9232404872	NICOLAIDES, BENJAMIN	08/23/2024 Teacher NO TRS	R	A		08/23/2024	08/23/2024	110.12
9232404873	WOLLARD, WALDO C	08/23/2024 Teacher NO TRS	R	A		08/23/2024	08/23/2024	501.02
9232404874	ATWOOD, WILLIAM	08/23/2024 Teacher NO TRS	R	A		08/23/2024	08/23/2024	1,320.13
9232404875	FOSTER, TIMOTHY B	08/23/2024 Teacher NO TRS	R	A		08/23/2024	08/23/2024	1,704.01
9232404876	JEAN, JASON	08/23/2024 Teacher NO TRS	R	A		08/23/2024	08/23/2024	1,512.94
9232404877	MCGEE, CHRIS	08/23/2024 Teacher NO TRS	R	A		08/23/2024	08/23/2024	1,340.37
9232404878	MELVIN, JERIME	08/23/2024 Teacher NO TRS	R	A		08/23/2024	08/23/2024	1,392.59
9232404879	NORRIS, DAVID L	08/23/2024 Teacher NO TRS	R	A		08/23/2024	08/23/2024	1,853.15
9232404880	WALSTON, DANIELLE A	08/23/2024 Teacher NO TRS	R	A		08/23/2024	08/23/2024	1,856.73
9232404881	ADKINS, MARK S	08/23/2024 Teacher NO TRS	R	A		08/23/2024	08/23/2024	2,696.91
9232404882	ALLEN, COLTON	08/23/2024 Teacher NO TRS	R	A		08/23/2024	08/23/2024	1,864.93

Checks Issued

Bank Account: GEN **MARION CUSD #2, IL**

Check Number	Name on Check	Run Description	Run Type	Check Type	Statement Date	Check Date	Cash Post Date	Amount
9232404883	ALLEN, SARAH	08/23/2024 Teacher NO TRS	R	A		08/23/2024	08/23/2024	1,790.42
9232404884	ANDERSON, BRITTNEY L	08/23/2024 Teacher NO TRS	R	A		08/23/2024	08/23/2024	1,874.22
9232404885	BAKER, SARA J	08/23/2024 Teacher NO TRS	R	A		08/23/2024	08/23/2024	2,436.71
9232404886	BLUMENSTOCK, HEATH	08/23/2024 Teacher NO TRS	R	A		08/23/2024	08/23/2024	2,453.84
9232404887	BUCHANAN, AMY J	08/23/2024 Teacher NO TRS	R	A		08/23/2024	08/23/2024	2,364.11
9232404888	COLBOTH, MICAH A	08/23/2024 Teacher NO TRS	R	A		08/23/2024	08/23/2024	1,937.33
9232404889	GRANT, TERESA	08/23/2024 Teacher NO TRS	R	A		08/23/2024	08/23/2024	2,470.30
9232404890	HARDING, ANGEL	08/23/2024 Teacher NO TRS	R	A		08/23/2024	08/23/2024	318.61
9232404891	HENSHAW, SHAY C	08/23/2024 Teacher NO TRS	R	A		08/23/2024	08/23/2024	2,374.43
9232404892	LENON, LISA S	08/23/2024 Teacher NO TRS	R	A		08/23/2024	08/23/2024	790.91
9232404893	LOUCKS, HASSI L	08/23/2024 Teacher NO TRS	R	A		08/23/2024	08/23/2024	2,616.20
9232404894	LUNDGREN, MELISSA K	08/23/2024 Teacher NO TRS	R	A		08/23/2024	08/23/2024	1,935.68
9232404895	PRICE, SHERRIE A	08/23/2024 Teacher NO TRS	R	A		08/23/2024	08/23/2024	858.61
9232404896	PULLEY, KERRY N	08/23/2024 Teacher NO TRS	R	A		08/23/2024	08/23/2024	933.40
9232404897	PULLEY, SAVANA	08/23/2024 Teacher NO TRS	R	A		08/23/2024	08/23/2024	134.60
9232404898	ROBERTSON, DEMITA J	08/23/2024 Teacher NO TRS	R	A		08/23/2024	08/23/2024	2,702.54
9232404899	ROBERTSON, RACHEL	08/23/2024 Teacher NO TRS	R	A		08/23/2024	08/23/2024	413.00
9232404900	ROPER, REID	08/23/2024 Teacher NO TRS	R	A		08/23/2024	08/23/2024	2,057.42
9232404901	SIMMERMAN, KELLY B	08/23/2024 Teacher NO TRS	R	A		08/23/2024	08/23/2024	2,486.58
9232404902	STEARNS, DANA R	08/23/2024 Teacher NO TRS	R	A		08/23/2024	08/23/2024	2,549.80
9232404903	SWAN, JEMIE	08/23/2024 Teacher NO TRS	R	A		08/23/2024	08/23/2024	568.39
9232404904	VANHORN, MARGARET	08/23/2024 Teacher NO TRS	R	A		08/23/2024	08/23/2024	2,148.19
9232404905	WALLACE, YESENIA	08/23/2024 Teacher NO TRS	R	A		08/23/2024	08/23/2024	257.83
9232404906	WILKINS, JANET A	08/23/2024 Teacher NO TRS	R	A		08/23/2024	08/23/2024	822.66
9232404907	WILSON, AMY	08/23/2024 Teacher NO TRS	R	A		08/23/2024	08/23/2024	1,593.39
9232404908	ACKERMANN, COURTNEY	08/23/2024 Teacher NO TRS	R	A		08/23/2024	08/23/2024	1,839.29
9232404909	ALDRIDGE, BRENDA K	08/23/2024 Teacher NO TRS	R	A		08/23/2024	08/23/2024	549.26
9232404910	ALLEN, NICOLE	08/23/2024 Teacher NO TRS	R	A		08/23/2024	08/23/2024	1,462.25
9232404911	BABINGTON, AMANDA	08/23/2024 Teacher NO TRS	R	A		08/23/2024	08/23/2024	255.16
9232404912	BEERS, KERRIE JO	08/23/2024 Teacher NO TRS	R	A		08/23/2024	08/23/2024	2,301.72
9232404913	BLUMENSTOCK, ANGELA	08/23/2024 Teacher NO TRS	R	A		08/23/2024	08/23/2024	2,070.79
9232404914	CHELIN, AIME N	08/23/2024 Teacher NO TRS	R	A		08/23/2024	08/23/2024	2,473.20
9232404915	CLARK, ASHLEY	08/23/2024 Teacher NO TRS	R	A		08/23/2024	08/23/2024	168.49
9232404916	CORZINE, JESSICA	08/23/2024 Teacher NO TRS	R	A		08/23/2024	08/23/2024	2,881.17

Checks Issued

Bank Account: GEN **MARION CUSD #2, IL**

Check Number	Name on Check	Run Description	Run Type	Check Type	Statement Date	Check Date	Cash Post Date	Amount
9232404917	DOSS, JAELA	08/23/2024 Teacher NO TRS	R	A		08/23/2024	08/23/2024	888.16
9232404918	GOOCH, RYLEY	08/23/2024 Teacher NO TRS	R	A		08/23/2024	08/23/2024	1,664.35
9232404919	MAZE, ASHLEIGH	08/23/2024 Teacher NO TRS	R	A		08/23/2024	08/23/2024	2,642.65
9232404920	MCCARTY, CYNTHIA	08/23/2024 Teacher NO TRS	R	A		08/23/2024	08/23/2024	2,468.68
9232404921	MENCKOWSKI, KRISTINA	08/23/2024 Teacher NO TRS	R	A		08/23/2024	08/23/2024	2,320.01
9232404922	MITACEK, ELIZABETH	08/23/2024 Teacher NO TRS	R	A		08/23/2024	08/23/2024	1,604.65
9232404923	MONTGOMERY, PAMELA	08/23/2024 Teacher NO TRS	R	A		08/23/2024	08/23/2024	162.77
9232404924	MOORE, MELISSA A	08/23/2024 Teacher NO TRS	R	A		08/23/2024	08/23/2024	2,367.21
9232404925	MOTSINGER, MARY DIBBLE	08/23/2024 Teacher NO TRS	R	A		08/23/2024	08/23/2024	2,235.74
9232404926	ODUM, LISA A	08/23/2024 Teacher NO TRS	R	A		08/23/2024	08/23/2024	2,039.98
9232404927	OWENS, TERRILL TANNER	08/23/2024 Teacher NO TRS	R	A		08/23/2024	08/23/2024	1,802.05
9232404928	REED, PAMELA JANE	08/23/2024 Teacher NO TRS	R	A		08/23/2024	08/23/2024	489.80
9232404929	ROHRER, KELSEY A	08/23/2024 Teacher NO TRS	R	A		08/23/2024	08/23/2024	2,008.67
9232404930	ROSS, ROBERT E	08/23/2024 Teacher NO TRS	R	A		08/23/2024	08/23/2024	1,035.96
9232404931	RUSHING, HALEY A	08/23/2024 Teacher NO TRS	R	A		08/23/2024	08/23/2024	1,640.89
9232404932	SMITH, BRITTANY	08/23/2024 Teacher NO TRS	R	A		08/23/2024	08/23/2024	1,713.80
9232404933	STEARNS, MARYLYN SUE	08/23/2024 Teacher NO TRS	R	A		08/23/2024	08/23/2024	162.97
9232404934	TANNER, AMANDA	08/23/2024 Teacher NO TRS	R	A		08/23/2024	08/23/2024	473.54
9232404935	TOLER, JENNY	08/23/2024 Teacher NO TRS	R	A		08/23/2024	08/23/2024	228.58
9232404936	TRAVIS, AMY N	08/23/2024 Teacher NO TRS	R	A		08/23/2024	08/23/2024	2,203.46
9232404937	WARREN, BRIAN L	08/23/2024 Teacher NO TRS	R	A		08/23/2024	08/23/2024	988.87
9232404938	ALLARDYCE, KRISTY L	08/23/2024 Teacher NO TRS	R	A		08/23/2024	08/23/2024	2,398.76
9232404939	ARNOLD, MORIAH	08/23/2024 Teacher NO TRS	R	A		08/23/2024	08/23/2024	58.87
9232404940	BASLER, THANAKA L	08/23/2024 Teacher NO TRS	R	A		08/23/2024	08/23/2024	2,037.60
9232404941	BROWN, DAWN M	08/23/2024 Teacher NO TRS	R	A		08/23/2024	08/23/2024	2,448.22
9232404942	BUCKINGHAM, ELIZABETH	08/23/2024 Teacher NO TRS	R	A		08/23/2024	08/23/2024	747.78
9232404943	BUCKINGHAM, HAILEY	08/23/2024 Teacher NO TRS	R	A		08/23/2024	08/23/2024	495.48
9232404944	BUNDREN, MELISSA F	08/23/2024 Teacher NO TRS	R	A		08/23/2024	08/23/2024	2,507.94
9232404945	BUSHUE, CORY D	08/23/2024 Teacher NO TRS	R	A		08/23/2024	08/23/2024	2,116.44
9232404946	CHESTOSKY, JENNIFER STARR	08/23/2024 Teacher NO TRS	R	A		08/23/2024	08/23/2024	1,983.89
9232404947	COOK, CHELSYE	08/23/2024 Teacher NO TRS	R	A		08/23/2024	08/23/2024	90.05
9232404948	CROSSON, JARROD B	08/23/2024 Teacher NO TRS	R	A		08/23/2024	08/23/2024	2,305.63
9232404949	DAVIS, MELANIE M	08/23/2024 Teacher NO TRS	R	A		08/23/2024	08/23/2024	2,153.97

Checks Issued

Bank Account: GEN — **MARION CUSD #2, IL**

Check Number	Name on Check	Run Description	Run Type	Check Type	Statement Date	Check Date	Cash Post Date	Amount
9232404950	DIAL, LAURA	08/23/2024 Teacher NO TRS	R	A		08/23/2024	08/23/2024	864.81
9232404951	FARTHING, ASHLEY	08/23/2024 Teacher NO TRS	R	A		08/23/2024	08/23/2024	1,890.83
9232404952	FLETCHER, JOHN D	08/23/2024 Teacher NO TRS	R	A		08/23/2024	08/23/2024	3,310.09
9232404953	FRANCIS, SARAH J	08/23/2024 Teacher NO TRS	R	A		08/23/2024	08/23/2024	2,155.12
9232404954	FRANKEL, KIMBERLY J	08/23/2024 Teacher NO TRS	R	A		08/23/2024	08/23/2024	1,976.70
9232404955	FRITZ, ELIZABETH	08/23/2024 Teacher NO TRS	R	A		08/23/2024	08/23/2024	193.94
9232404956	GADE, COREEN	08/23/2024 Teacher NO TRS	R	A		08/23/2024	08/23/2024	266.67
9232404957	HARRIS, ANDREA	08/23/2024 Teacher NO TRS	R	A		08/23/2024	08/23/2024	2,401.24
9232404958	HICKEY, GARY WAYNE	08/23/2024 Teacher NO TRS	R	A		08/23/2024	08/23/2024	170.91
9232404959	HOWELL, MALEA L	08/23/2024 Teacher NO TRS	R	A		08/23/2024	08/23/2024	2,242.49
9232404960	LANDES, JESSICA A	08/23/2024 Teacher NO TRS	R	A		08/23/2024	08/23/2024	2,369.70
9232404961	LINDSEY, JANIT	08/23/2024 Teacher NO TRS	R	A		08/23/2024	08/23/2024	469.05
9232404962	MALROY, TERESA	08/23/2024 Teacher NO TRS	R	A		08/23/2024	08/23/2024	114.28
9232404963	MCPHAIL, JENNIFER L	08/23/2024 Teacher NO TRS	R	A		08/23/2024	08/23/2024	2,590.40
9232404964	MILLS, JUDI V	08/23/2024 Teacher NO TRS	R	A		08/23/2024	08/23/2024	948.80
9232404965	MITCHELL, JUSTIN	08/23/2024 Teacher NO TRS	R	A		08/23/2024	08/23/2024	1,120.58
9232404966	NIGRO, TAYLOR	08/23/2024 Teacher NO TRS	R	A		08/23/2024	08/23/2024	1,923.10
9232404967	OGLESBY, SUMER J	08/23/2024 Teacher NO TRS	R	A		08/23/2024	08/23/2024	2,327.06
9232404968	PECORD, ALLY	08/23/2024 Teacher NO TRS	R	A		08/23/2024	08/23/2024	1,821.18
9232404969	PERKINS, KATIE	08/23/2024 Teacher NO TRS	R	A		08/23/2024	08/23/2024	1,980.15
9232404970	PINKSTON, LISA J	08/23/2024 Teacher NO TRS	R	A		08/23/2024	08/23/2024	2,191.58
9232404971	PRICE, ROXANNE R	08/23/2024 Teacher NO TRS	R	A		08/23/2024	08/23/2024	3,032.52
9232404972	RIOS, NATALIA	08/23/2024 Teacher NO TRS	R	A		08/23/2024	08/23/2024	2,133.24
9232404973	ROMAINE, MICHELLE D	08/23/2024 Teacher NO TRS	R	A		08/23/2024	08/23/2024	2,224.22
9232404974	ROPER, TOM	08/23/2024 Teacher NO TRS	R	A		08/23/2024	08/23/2024	2,279.78
9232404975	SALVETTI, CHANDRA	08/23/2024 Teacher NO TRS	R	A		08/23/2024	08/23/2024	562.40
9232404976	SAMPLES, JOANNA	08/23/2024 Teacher NO TRS	R	A		08/23/2024	08/23/2024	1,344.43
9232404977	SEGERS, JAMES B	08/23/2024 Teacher NO TRS	R	A		08/23/2024	08/23/2024	2,448.17
9232404978	SHADOWENS, ALEXANDRIA	08/23/2024 Teacher NO TRS	R	A		08/23/2024	08/23/2024	1,664.35
9232404979	SLONE, SOMER	08/23/2024 Teacher NO TRS	R	A		08/23/2024	08/23/2024	2,081.09
9232404980	SPRINGVLOED, WENDY M	08/23/2024 Teacher NO TRS	R	A		08/23/2024	08/23/2024	2,549.63
9232404981	STANFILL, AMBER D	08/23/2024 Teacher NO TRS	R	A		08/23/2024	08/23/2024	2,042.97
9232404982	STOTLAR, JENNA L	08/23/2024 Teacher NO TRS	R	A		08/23/2024	08/23/2024	1,997.56
9232404983	STOUT, ERIKA A	08/23/2024 Teacher NO TRS	R	A		08/23/2024	08/23/2024	1,979.98

Checks Issued

Bank Account: GEN **MARION CUSD #2, IL**

Check Number	Name on Check	Run Description	Run Type	Check Type	Statement Date	Check Date	Cash Post Date	Amount
9232404984	TARLTON, MARCI J	08/23/2024 Teacher NO TRS	R	A		08/23/2024	08/23/2024	1,909.20
9232404985	WALTERS, TAMMY L	08/23/2024 Teacher NO TRS	R	A		08/23/2024	08/23/2024	152.38
9232404986	WEBB, STEPHEN E	08/23/2024 Teacher NO TRS	R	A		08/23/2024	08/23/2024	2,272.27
9232404987	WEST, MELISSA	08/23/2024 Teacher NO TRS	R	A		08/23/2024	08/23/2024	353.90
9232404988	WILSON, CINDI	08/23/2024 Teacher NO TRS	R	A		08/23/2024	08/23/2024	90.05
9232404989	BELL, DION L	08/23/2024 Teacher NO TRS	R	A		08/23/2024	08/23/2024	54.89
9232404990	BRASEL, MELINDA S	08/23/2024 Teacher NO TRS	R	A		08/23/2024	08/23/2024	1,013.15
9232404991	BRAVE, MORGAN	08/23/2024 Teacher NO TRS	R	A		08/23/2024	08/23/2024	1,725.90
9232404992	BROWN, STEPHANIE	08/23/2024 Teacher NO TRS	R	A		08/23/2024	08/23/2024	2,467.28
9232404993	CHILDERS, ABBY N	08/23/2024 Teacher NO TRS	R	A		08/23/2024	08/23/2024	1,884.81
9232404994	DAVIS, RACHEL L	08/23/2024 Teacher NO TRS	R	A		08/23/2024	08/23/2024	2,219.75
9232404995	DISNEY, RACHEL A	08/23/2024 Teacher NO TRS	R	A		08/23/2024	08/23/2024	2,062.97
9232404996	FREY, KATHY L	08/23/2024 Teacher NO TRS	R	A		08/23/2024	08/23/2024	597.42
9232404997	GILE, EMILY	08/23/2024 Teacher NO TRS	R	A		08/23/2024	08/23/2024	91.48
9232404998	GRIMES, SCOTT	08/23/2024 Teacher NO TRS	R	A		08/23/2024	08/23/2024	1,016.71
9232404999	HASEKER, CAYENNE N	08/23/2024 Teacher NO TRS	R	A		08/23/2024	08/23/2024	2,023.26
9232405000	HILL, TYRA L	08/23/2024 Teacher NO TRS	R	A		08/23/2024	08/23/2024	1,871.77
9232405001	KADELA, LAURYN	08/23/2024 Teacher NO TRS	R	A		08/23/2024	08/23/2024	1,374.26
9232405002	KRAUS, MALINEE K	08/23/2024 Teacher NO TRS	R	A		08/23/2024	08/23/2024	2,362.19
9232405003	LANGDON, JULIA	08/23/2024 Teacher NO TRS	R	A		08/23/2024	08/23/2024	137.36
9232405004	LYNN, AMANDA B	08/23/2024 Teacher NO TRS	R	A		08/23/2024	08/23/2024	2,601.82
9232405005	MESSAMORE, CYNTHIA	08/23/2024 Teacher NO TRS	R	A		08/23/2024	08/23/2024	241.43
9232405006	MIELDEZIS, JOSHUA	08/23/2024 Teacher NO TRS	R	A		08/23/2024	08/23/2024	2,051.51
9232405007	MITCHELL, AMBER R	08/23/2024 Teacher NO TRS	R	A		08/23/2024	08/23/2024	1,930.60
9232405008	MORSE, KENYA L	08/23/2024 Teacher NO TRS	R	A		08/23/2024	08/23/2024	859.73
9232405009	PARKER, MELISSA	08/23/2024 Teacher NO TRS	R	A		08/23/2024	08/23/2024	484.17
9232405010	PARKS, STACEY	08/23/2024 Teacher NO TRS	R	A		08/23/2024	08/23/2024	2,343.14
9232405011	PAYNE, CARRIE	08/23/2024 Teacher NO TRS	R	A		08/23/2024	08/23/2024	840.63
9232405012	RANDOLPH, ANGELA D	08/23/2024 Teacher NO TRS	R	A		08/23/2024	08/23/2024	2,466.23
9232405013	SHOUKLETOVICH, TONI L	08/23/2024 Teacher NO TRS	R	A		08/23/2024	08/23/2024	2,898.80
9232405014	STAPLETON, AILEEN	08/23/2024 Teacher NO TRS	R	A		08/23/2024	08/23/2024	2,117.26
9232405015	SULLIVAN, CHRISTY M	08/23/2024 Teacher NO TRS	R	A		08/23/2024	08/23/2024	2,365.79
9232405016	TREECE, KELLIE A	08/23/2024 Teacher NO TRS	R	A		08/23/2024	08/23/2024	569.17
9232405017	WAGNER, ALEXANDER	08/23/2024 Teacher NO TRS	R	A		08/23/2024	08/23/2024	781.43

Checks Issued

Bank Account: GEN — **MARION CUSD #2, IL**

Check Number	Name on Check	Run Description	Run Type	Check Type	Statement Date	Check Date	Cash Post Date	Amount
9232405018	WEEKS, ALEXANDRA	08/23/2024 Teacher NO TRS	R	A		08/23/2024	08/23/2024	449.25
9232405019	WILSON, MALLORY	08/23/2024 Teacher NO TRS	R	A		08/23/2024	08/23/2024	3,021.33
9232405020	WOODS, REAGAN	08/23/2024 Teacher NO TRS	R	A		08/23/2024	08/23/2024	237.99
9232405021	WOODSUM, CHARLEY	08/23/2024 Teacher NO TRS	R	A		08/23/2024	08/23/2024	58.87
9232405022	YOST, DEBBIE K	08/23/2024 Teacher NO TRS	R	A		08/23/2024	08/23/2024	234.53
9232405023	ANDERSON, BAILEY	08/23/2024 Teacher NO TRS	R	A		08/23/2024	08/23/2024	1,729.56
9232405024	BALTZELL, GERALD	08/23/2024 Teacher NO TRS	R	A		08/23/2024	08/23/2024	944.31
9232405025	BECK, CARI	08/23/2024 Teacher NO TRS	R	A		08/23/2024	08/23/2024	1,428.99
9232405026	BENSON, ASHLEIGH D	08/23/2024 Teacher NO TRS	R	A		08/23/2024	08/23/2024	2,946.63
9232405027	BETZ, BRENDAN J	08/23/2024 Teacher NO TRS	R	A		08/23/2024	08/23/2024	2,464.31
9232405028	BROWNING, LEAH R	08/23/2024 Teacher NO TRS	R	A		08/23/2024	08/23/2024	2,583.40
9232405029	BYERS, BETTY JO	08/23/2024 Teacher NO TRS	R	A		08/23/2024	08/23/2024	693.27
9232405030	CROSSON, GARY L	08/23/2024 Teacher NO TRS	R	A		08/23/2024	08/23/2024	185.80
9232405031	CULBRETH, EMILY R	08/23/2024 Teacher NO TRS	R	A		08/23/2024	08/23/2024	1,709.64
9232405032	DEATHERAGE, AMANDA	08/23/2024 Teacher NO TRS	R	A		08/23/2024	08/23/2024	1,780.63
9232405033	DEATON, HELEN	08/23/2024 Teacher NO TRS	R	A		08/23/2024	08/23/2024	555.98
9232405034	DUNAWAY, SHELLY A	08/23/2024 Teacher NO TRS	R	A		08/23/2024	08/23/2024	1,032.94
9232405035	FIKE, AMBER A	08/23/2024 Teacher NO TRS	R	A		08/23/2024	08/23/2024	2,494.99
9232405036	GEIGER, SARAH	08/23/2024 Teacher NO TRS	R	A		08/23/2024	08/23/2024	2,515.86
9232405037	GRAFF, ELIZABETH	08/23/2024 Teacher NO TRS	R	A		08/23/2024	08/23/2024	1,878.41
9232405038	GREGORY, LUKE	08/23/2024 Teacher NO TRS	R	A		08/23/2024	08/23/2024	232.48
9232405039	GWALTNEY, JERRID J	08/23/2024 Teacher NO TRS	R	A		08/23/2024	08/23/2024	1,236.81
9232405040	HOLDERFIELD, CASEY	08/23/2024 Teacher NO TRS	R	A		08/23/2024	08/23/2024	2,350.51
9232405041	JACKSON, DAWN E	08/23/2024 Teacher NO TRS	R	A		08/23/2024	08/23/2024	2,672.43
9232405042	JOHNSON, CHRISTY	08/23/2024 Teacher NO TRS	R	A		08/23/2024	08/23/2024	2,210.06
9232405043	KADELA, MICHELLE L	08/23/2024 Teacher NO TRS	R	A		08/23/2024	08/23/2024	930.24
9232405044	KAMINSKI, DEBRA L	08/23/2024 Teacher NO TRS	R	A		08/23/2024	08/23/2024	378.18
9232405045	KISSING, MICHELLE	08/23/2024 Teacher NO TRS	R	A		08/23/2024	08/23/2024	1,971.96
9232405046	LACHIANA, CHRISTOPHER B	08/23/2024 Teacher NO TRS	R	A		08/23/2024	08/23/2024	440.49
9232405047	LAROCCO, DARLENE	08/23/2024 Teacher NO TRS	R	A		08/23/2024	08/23/2024	234.21
9232405048	LEONARD, JETT	08/23/2024 Teacher NO TRS	R	A		08/23/2024	08/23/2024	958.64
9232405049	LUCE, LAUREN	08/23/2024 Teacher NO TRS	R	A		08/23/2024	08/23/2024	1,719.88
9232405050	MARLER, EMMA	08/23/2024 Teacher NO TRS	R	A		08/23/2024	08/23/2024	386.28
9232405051	MAUSEY, LORI ANN	08/23/2024 Teacher NO TRS	R	A		08/23/2024	08/23/2024	2,943.98

Checks Issued

Bank Account: GEN **MARION CUSD #2, IL**

Check Number	Name on Check	Run Description	Run Type	Check Type	Statement Date	Check Date	Cash Post Date	Amount
9232405052	MCMURTRY, MELISSA D	08/23/2024 Teacher NO TRS	R	A		08/23/2024	08/23/2024	1,989.63
9232405053	MORTHLAND, JILL E	08/23/2024 Teacher NO TRS	R	A		08/23/2024	08/23/2024	1,935.25
9232405054	NAPIER, CHELSEY	08/23/2024 Teacher NO TRS	R	A		08/23/2024	08/23/2024	193.14
9232405055	NEAL, HOLLY J	08/23/2024 Teacher NO TRS	R	A		08/23/2024	08/23/2024	1,624.54
9232405056	NEWTON, SHERESE D	08/23/2024 Teacher NO TRS	R	A		08/23/2024	08/23/2024	151.75
9232405057	OSBORNE, AMANDA E	08/23/2024 Teacher NO TRS	R	A		08/23/2024	08/23/2024	2,990.88
9232405058	PEARCE, SALLY A	08/23/2024 Teacher NO TRS	R	A		08/23/2024	08/23/2024	2,558.06
9232405059	PICKENS, BETHANY	08/23/2024 Teacher NO TRS	R	A		08/23/2024	08/23/2024	206.94
9232405060	POTOCKI, ELIZABETH	08/23/2024 Teacher NO TRS	R	A		08/23/2024	08/23/2024	2,775.34
9232405061	PRESSWOOD, MADISON	08/23/2024 Teacher NO TRS	R	A		08/23/2024	08/23/2024	2,002.36
9232405062	RANDOLPH, ANDREW G	08/23/2024 Teacher NO TRS	R	A		08/23/2024	08/23/2024	2,439.55
9232405063	RODGERS, AMANDA	08/23/2024 Teacher NO TRS	R	A		08/23/2024	08/23/2024	770.19
9232405064	RUSSELL, JAMES T	08/23/2024 Teacher NO TRS	R	A		08/23/2024	08/23/2024	1,005.72
9232405065	SHOUKLETOVICH, MADISON J	08/23/2024 Teacher NO TRS	R	A		08/23/2024	08/23/2024	1,837.06
9232405066	STEPTER, HEATHER B	08/23/2024 Teacher NO TRS	R	A		08/23/2024	08/23/2024	1,693.17
9232405067	TANNER, MELISSA R	08/23/2024 Teacher NO TRS	R	A		08/23/2024	08/23/2024	2,682.10
9232405068	TESSONE, AMANDA	08/23/2024 Teacher NO TRS	R	A		08/23/2024	08/23/2024	462.36
9232405069	THOMPSON, MEGAN L	08/23/2024 Teacher NO TRS	R	A		08/23/2024	08/23/2024	1,905.81
9232405070	THOMPSON, SONYA	08/23/2024 Teacher NO TRS	R	A		08/23/2024	08/23/2024	2,270.79
9232405071	THORNTON, PAIGE	08/23/2024 Teacher NO TRS	R	A		08/23/2024	08/23/2024	1,937.35
9232405072	VICKERY, TRAVIS	08/23/2024 Teacher NO TRS	R	A		08/23/2024	08/23/2024	2,048.14
9232405073	YOUNG, KERRI J	08/23/2024 Teacher NO TRS	R	A		08/23/2024	08/23/2024	2,437.81
9232405074	ZIEGLER, ROBYN D	08/23/2024 Teacher NO TRS	R	A		08/23/2024	08/23/2024	2,021.41
9232405075	ADKINS, ALANA M	08/23/2024 Teacher NO TRS	R	A		08/23/2024	08/23/2024	2,396.81
9232405076	ASHMORE, NICOLE	08/23/2024 Teacher NO TRS	R	A		08/23/2024	08/23/2024	2,173.78
9232405077	BRIGHT, AMY L	08/23/2024 Teacher NO TRS	R	A		08/23/2024	08/23/2024	230.20
9232405078	BRUSH, JAMIE C	08/23/2024 Teacher NO TRS	R	A		08/23/2024	08/23/2024	783.48
9232405079	CHANCE, MELISSA	08/23/2024 Teacher NO TRS	R	A		08/23/2024	08/23/2024	1,629.11
9232405080	CHAPMAN, ALICIA M	08/23/2024 Teacher NO TRS	R	A		08/23/2024	08/23/2024	1,956.09
9232405081	CHERIM, ROBIN	08/23/2024 Teacher NO TRS	R	A		08/23/2024	08/23/2024	885.56
9232405082	COCHRUM, MIRA	08/23/2024 Teacher NO TRS	R	A		08/23/2024	08/23/2024	1,048.66
9232405083	CORZINE, LAUREN M	08/23/2024 Teacher NO TRS	R	A		08/23/2024	08/23/2024	2,328.49
9232405084	CRAIN, KATRINA S	08/23/2024 Teacher NO TRS	R	A		08/23/2024	08/23/2024	2,839.83

Checks Issued

Bank Account: GEN — **MARION CUSD #2, IL**

Check Number	Name on Check	Run Description	Run Type	Check Type	Statement Date	Check Date	Cash Post Date	Amount
9232405085	DEACON, JENNIFER A	08/23/2024 Teacher NO TRS	R	A		08/23/2024	08/23/2024	1,949.91
9232405086	DENISON, SUSAN M	08/23/2024 Teacher NO TRS	R	A		08/23/2024	08/23/2024	944.75
9232405087	DISNEY, ADAM K	08/23/2024 Teacher NO TRS	R	A		08/23/2024	08/23/2024	2,367.21
9232405088	DUENOS, KALEIGH	08/23/2024 Teacher NO TRS	R	A		08/23/2024	08/23/2024	2,446.91
9232405089	FARLEY, MELISSA	08/23/2024 Teacher NO TRS	R	A		08/23/2024	08/23/2024	1,950.06
9232405090	FREE, HOLLY	08/23/2024 Teacher NO TRS	R	A		08/23/2024	08/23/2024	34.50
9232405091	GALLOWAY, GLENDA J	08/23/2024 Teacher NO TRS	R	A		08/23/2024	08/23/2024	2,618.31
9232405092	GULLEY, DAVID J	08/23/2024 Teacher NO TRS	R	A		08/23/2024	08/23/2024	2,329.43
9232405093	HAMMONDS, AUSTIN CHRISTIAN	08/23/2024 Teacher NO TRS	R	A		08/23/2024	08/23/2024	1,771.88
9232405094	HICKEY, KAMERON RACE	08/23/2024 Teacher NO TRS	R	A		08/23/2024	08/23/2024	152.95
9232405095	HOLCOMB, DIANA	08/23/2024 Teacher NO TRS	R	A		08/23/2024	08/23/2024	652.67
9232405096	JACKSON, KARRIE L	08/23/2024 Teacher NO TRS	R	A		08/23/2024	08/23/2024	2,676.00
9232405097	JOHNSON, NIKKI D	08/23/2024 Teacher NO TRS	R	A		08/23/2024	08/23/2024	348.98
9232405098	KELLY, KHARA M	08/23/2024 Teacher NO TRS	R	A		08/23/2024	08/23/2024	2,224.23
9232405099	KEY, NICOLE D	08/23/2024 Teacher NO TRS	R	A		08/23/2024	08/23/2024	1,962.07
9232405100	KRAUS, MICHAEL C	08/23/2024 Teacher NO TRS	R	A		08/23/2024	08/23/2024	2,345.44
9232405101	LAWSON, CATHERINE L	08/23/2024 Teacher NO TRS	R	A		08/23/2024	08/23/2024	2,597.02
9232405102	MANFREDO, REX J	08/23/2024 Teacher NO TRS	R	A		08/23/2024	08/23/2024	1,793.55
9232405103	MAZE, CODY P	08/23/2024 Teacher NO TRS	R	A		08/23/2024	08/23/2024	2,027.38
9232405104	MAZE, JULIE A	08/23/2024 Teacher NO TRS	R	A		08/23/2024	08/23/2024	2,294.63
9232405105	MCKENTY, SCOTT	08/23/2024 Teacher NO TRS	R	A		08/23/2024	08/23/2024	1,723.47
9232405106	MEYER, KOURTNEY	08/23/2024 Teacher NO TRS	R	A		08/23/2024	08/23/2024	976.05
9232405107	MIELDEZIS, TIMOTHY SCOTT	08/23/2024 Teacher NO TRS	R	A		08/23/2024	08/23/2024	1,800.24
9232405108	MOULTON, SHAWNA K	08/23/2024 Teacher NO TRS	R	A		08/23/2024	08/23/2024	1,758.84
9232405109	PIERCE, KRISTI L S	08/23/2024 Teacher NO TRS	R	A		08/23/2024	08/23/2024	2,423.55
9232405110	POWELL, PHILIP	08/23/2024 Teacher NO TRS	R	A		08/23/2024	08/23/2024	2,072.01
9232405111	REID, GREGORY E	08/23/2024 Teacher NO TRS	R	A		08/23/2024	08/23/2024	3,112.70
9232405112	ROBBINS, CLEO D	08/23/2024 Teacher NO TRS	R	A		08/23/2024	08/23/2024	2,220.01
9232405113	SANDERS, CHRISTINA C	08/23/2024 Teacher NO TRS	R	A		08/23/2024	08/23/2024	2,205.48
9232405114	SAUERHAGE, BRANDI L	08/23/2024 Teacher NO TRS	R	A		08/23/2024	08/23/2024	2,077.97
9232405115	SCHMITT, KYLE	08/23/2024 Teacher NO TRS	R	A		08/23/2024	08/23/2024	1,819.56
9232405116	SHORE, ELIZABETH B	08/23/2024 Teacher NO TRS	R	A		08/23/2024	08/23/2024	3,292.24
9232405117	SKEATE, WALTER R	08/23/2024 Teacher NO TRS	R	A		08/23/2024	08/23/2024	2,017.05

Checks Issued

Bank Account: GEN **MARION CUSD #2, IL**

Check Number	Name on Check	Run Description	Run Type	Check Type	Statement Date	Check Date	Cash Post Date	Amount
9232405118	STACEY, ALECIA	08/23/2024 Teacher NO TRS	R	A		08/23/2024	08/23/2024	1,421.43
9232405119	STOWERS, SARAH	08/23/2024 Teacher NO TRS	R	A		08/23/2024	08/23/2024	2,775.27
9232405120	STUTZ, PATRICIA M	08/23/2024 Teacher NO TRS	R	A		08/23/2024	08/23/2024	852.58
9232405121	SULSER, TIFFANY B	08/23/2024 Teacher NO TRS	R	A		08/23/2024	08/23/2024	2,296.62
9232405122	TIBEREND, MISTY	08/23/2024 Teacher NO TRS	R	A		08/23/2024	08/23/2024	103.48
9232405123	TRAINOR, ADRIENNE L	08/23/2024 Teacher NO TRS	R	A		08/23/2024	08/23/2024	2,169.17
9232405124	VICKERY, AMY R	08/23/2024 Teacher NO TRS	R	A		08/23/2024	08/23/2024	2,512.80
9232405125	VOYLES, GREGORY A	08/23/2024 Teacher NO TRS	R	A		08/23/2024	08/23/2024	938.35
9232405126	WALKER, RANI R	08/23/2024 Teacher NO TRS	R	A		08/23/2024	08/23/2024	2,515.19
9232405127	WATSON, CARRIE L	08/23/2024 Teacher NO TRS	R	A		08/23/2024	08/23/2024	2,645.62
9232405128	WATSON, KIM L	08/23/2024 Teacher NO TRS	R	A		08/23/2024	08/23/2024	3,043.94
9232405129	WEBB, HEATHER	08/23/2024 Teacher NO TRS	R	A		08/23/2024	08/23/2024	2,078.62
9232405130	AKES, AMBER	08/23/2024 Teacher NO TRS	R	A		08/23/2024	08/23/2024	2,515.38
9232405131	BAKER, ELIJAH J	08/23/2024 Teacher NO TRS	R	A		08/23/2024	08/23/2024	1,975.86
9232405132	BARGER, TINA	08/23/2024 Teacher NO TRS	R	A		08/23/2024	08/23/2024	2,562.10
9232405133	BAWKER, STEPHANIE	08/23/2024 Teacher NO TRS	R	A		08/23/2024	08/23/2024	1,222.71
9232405134	BAYER, ABIGAIL	08/23/2024 Teacher NO TRS	R	A		08/23/2024	08/23/2024	1,915.77
9232405135	BLUMENSTOCK, JAYLYNN	08/23/2024 Teacher NO TRS	R	A		08/23/2024	08/23/2024	1,660.72
9232405136	BOLLEY, MONICA J	08/23/2024 Teacher NO TRS	R	A		08/23/2024	08/23/2024	1,910.10
9232405137	BOZARTH, CHARLOTTE	08/23/2024 Teacher NO TRS	R	A		08/23/2024	08/23/2024	918.02
9232405138	BOZARTH, JOHN	08/23/2024 Teacher NO TRS	R	A		08/23/2024	08/23/2024	860.58
9232405139	BUTLER, JANET	08/23/2024 Teacher NO TRS	R	A		08/23/2024	08/23/2024	219.73
9232405140	CACIOPPO, LAUREN B	08/23/2024 Teacher NO TRS	R	A		08/23/2024	08/23/2024	2,193.10
9232405141	CAMERON, MARTY J	08/23/2024 Teacher NO TRS	R	A		08/23/2024	08/23/2024	2,498.80
9232405142	CLARIDA, LANDDYN	08/23/2024 Teacher NO TRS	R	A		08/23/2024	08/23/2024	91.77
9232405143	CORLEY, EMILY A	08/23/2024 Teacher NO TRS	R	A		08/23/2024	08/23/2024	2,109.59
9232405144	DANIELS, IVANNIA	08/23/2024 Teacher NO TRS	R	A		08/23/2024	08/23/2024	1,967.73
9232405145	DAVIS, JAMES A	08/23/2024 Teacher NO TRS	R	A		08/23/2024	08/23/2024	1,065.40
9232405146	DODDS, JAMIE R	08/23/2024 Teacher NO TRS	R	A		08/23/2024	08/23/2024	2,729.63
9232405147	DUNDERDALE, HOLLY R	08/23/2024 Teacher NO TRS	R	A		08/23/2024	08/23/2024	2,405.68
9232405148	DUNNING, JASON E	08/23/2024 Teacher NO TRS	R	A		08/23/2024	08/23/2024	2,608.06
9232405149	DUNNING, JULIE	08/23/2024 Teacher NO TRS	R	A		08/23/2024	08/23/2024	379.38
9232405150	ELLIS, EDWARD	08/23/2024 Teacher NO TRS	R	A		08/23/2024	08/23/2024	2,543.31
9232405151	FARNER, GABRIELE L	08/23/2024 Teacher NO TRS	R	A		08/23/2024	08/23/2024	1,990.79

Checks Issued

Bank Account: GEN

MARION CUSD #2, IL

Check Number	Name on Check	Run Description	Run Type	Check Type	Statement Date	Check Date	Cash Post Date	Amount
9232405152	FARRIS, CLARENCE E	08/23/2024 Teacher NO TRS	R	A		08/23/2024	08/23/2024	230.88
9232405153	FOSSE, PEYTON	08/23/2024 Teacher NO TRS	R	A		08/23/2024	08/23/2024	1,791.69
9232405154	GATES, AMANDA	08/23/2024 Teacher NO TRS	R	A		08/23/2024	08/23/2024	1,599.04
9232405155	GILL, SCOTT	08/23/2024 Teacher NO TRS	R	A		08/23/2024	08/23/2024	106.90
9232405156	GILLESPIE, GUS	08/23/2024 Teacher NO TRS	R	A		08/23/2024	08/23/2024	2,667.11
9232405157	GILLESPIE, JANNA	08/23/2024 Teacher NO TRS	R	A		08/23/2024	08/23/2024	2,527.12
9232405158	GIMMY, SCOTT J	08/23/2024 Teacher NO TRS	R	A		08/23/2024	08/23/2024	1,855.51
9232405159	GORDON, SARA	08/23/2024 Teacher NO TRS	R	A		08/23/2024	08/23/2024	2,072.59
9232405160	GRACE, AMY M	08/23/2024 Teacher NO TRS	R	A		08/23/2024	08/23/2024	71.72
9232405161	GRIFFITH, JENNA M	08/23/2024 Teacher NO TRS	R	A		08/23/2024	08/23/2024	2,230.01
9232405162	HALE, MEGAN	08/23/2024 Teacher NO TRS	R	A		08/23/2024	08/23/2024	2,075.60
9232405163	HANKEY, BRAYDEN	08/23/2024 Teacher NO TRS	R	A		08/23/2024	08/23/2024	97.90
9232405164	HAYNES, CHRISTY W	08/23/2024 Teacher NO TRS	R	A		08/23/2024	08/23/2024	2,381.82
9232405165	HERBST, JENNA E	08/23/2024 Teacher NO TRS	R	A		08/23/2024	08/23/2024	1,911.39
9232405166	HILL, TREBOR	08/23/2024 Teacher NO TRS	R	A		08/23/2024	08/23/2024	2,248.48
9232405167	HOLMAN, DONALD	08/23/2024 Teacher NO TRS	R	A		08/23/2024	08/23/2024	814.35
9232405168	HOLT, MICHAEL	08/23/2024 Teacher NO TRS	R	A		08/23/2024	08/23/2024	2,981.36
9232405169	HUDGENS, DEANNA	08/23/2024 Teacher NO TRS	R	A		08/23/2024	08/23/2024	2,420.97
9232405170	JAMES, CHARLES T	08/23/2024 Teacher NO TRS	R	A		08/23/2024	08/23/2024	971.11
9232405171	JAMES, LESTER E	08/23/2024 Teacher NO TRS	R	A		08/23/2024	08/23/2024	2,005.01
9232405172	JOYNER, ABIGAIL	08/23/2024 Teacher NO TRS	R	A		08/23/2024	08/23/2024	110.12
9232405173	KASSIM, LEILA	08/23/2024 Teacher NO TRS	R	A		08/23/2024	08/23/2024	1,876.06
9232405174	KIRBY, JOEL	08/23/2024 Teacher NO TRS	R	A		08/23/2024	08/23/2024	2,211.42
9232405175	KISSING, AMY G	08/23/2024 Teacher NO TRS	R	A		08/23/2024	08/23/2024	2,025.26
9232405176	KRASSELT, BRIANNA	08/23/2024 Teacher NO TRS	R	A		08/23/2024	08/23/2024	896.57
9232405177	KRESCA, NICK	08/23/2024 Teacher NO TRS	R	A		08/23/2024	08/23/2024	2,645.51
9232405178	LAUNIUS, LUCAS F	08/23/2024 Teacher NO TRS	R	A		08/23/2024	08/23/2024	2,394.37
9232405179	LEONARD, PAIGE	08/23/2024 Teacher NO TRS	R	A		08/23/2024	08/23/2024	481.74
9232405180	MCKINNEY, ADAM	08/23/2024 Teacher NO TRS	R	A		08/23/2024	08/23/2024	2,140.66
9232405181	MILLER, KIMBERLY S	08/23/2024 Teacher NO TRS	R	A		08/23/2024	08/23/2024	2,070.65
9232405182	MISNER, OWEN	08/23/2024 Teacher NO TRS	R	A		08/23/2024	08/23/2024	159.07
9232405183	MISNER, TOBY J	08/23/2024 Teacher NO TRS	R	A		08/23/2024	08/23/2024	2,693.66
9232405184	MITCHELL, GENE A	08/23/2024 Teacher NO TRS	R	A		08/23/2024	08/23/2024	2,416.33
9232405185	MURPHY, SIERRA C	08/23/2024 Teacher NO TRS	R	A		08/23/2024	08/23/2024	681.53

Checks Issued

Bank Account: GEN

MARION CUSD #2, IL

Check Number	Name on Check	Run Description	Run Type	Check Type	Statement Date	Check Date	Cash Post Date	Amount
9232405186	NEAL, JOY A	08/23/2024 Teacher NO TRS	R	A		08/23/2024	08/23/2024	2,011.75
9232405187	NEAL, SIMONE R	08/23/2024 Teacher NO TRS	R	A		08/23/2024	08/23/2024	2,862.75
9232405188	OLDHAM, STEPHANIE	08/23/2024 Teacher NO TRS	R	A		08/23/2024	08/23/2024	3,861.38
9232405189	PARKS, BRYCE	08/23/2024 Teacher NO TRS	R	A		08/23/2024	08/23/2024	2,113.52
9232405190	PATTERSON, ALYSSA	08/23/2024 Teacher NO TRS	R	A		08/23/2024	08/23/2024	1,019.21
9232405191	PAULS, CODY D	08/23/2024 Teacher NO TRS	R	A		08/23/2024	08/23/2024	1,912.84
9232405192	PHEMISTER, DIANE	08/23/2024 Teacher NO TRS	R	A		08/23/2024	08/23/2024	585.93
9232405193	PLOTT, OLIVIA	08/23/2024 Teacher NO TRS	R	A		08/23/2024	08/23/2024	1,821.18
9232405194	POWERS, MARY	08/23/2024 Teacher NO TRS	R	A		08/23/2024	08/23/2024	336.80
9232405195	PRICE, NATHAN	08/23/2024 Teacher NO TRS	R	A		08/23/2024	08/23/2024	384.53
9232405196	PRITCHARD, MARY JO	08/23/2024 Teacher NO TRS	R	A		08/23/2024	08/23/2024	2,763.31
9232405197	PULLEY, HEATHER	08/23/2024 Teacher NO TRS	R	A		08/23/2024	08/23/2024	2,506.32
9232405198	RICE, MEGIN M	08/23/2024 Teacher NO TRS	R	A		08/23/2024	08/23/2024	2,704.13
9232405199	RICHART, KELLY E	08/23/2024 Teacher NO TRS	R	A		08/23/2024	08/23/2024	2,501.07
9232405200	SALERNO, MAKANE	08/23/2024 Teacher NO TRS	R	A		08/23/2024	08/23/2024	2,626.43
9232405201	SANDERS, HEATHER	08/23/2024 Teacher NO TRS	R	A		08/23/2024	08/23/2024	1,904.95
9232405202	SANDERS, LAURA M	08/23/2024 Teacher NO TRS	R	A		08/23/2024	08/23/2024	2,528.74
9232405203	SCHULMEISTER, DEAN	08/23/2024 Teacher NO TRS	R	A		08/23/2024	08/23/2024	2,498.56
9232405204	SIEFERT-PEARCE, CATHERINE	08/23/2024 Teacher NO TRS	R	A		08/23/2024	08/23/2024	2,060.74
9232405205	SIMMONS, REBECCA J	08/23/2024 Teacher NO TRS	R	A		08/23/2024	08/23/2024	365.93
9232405206	SIMMONS, RITA DIANE	08/23/2024 Teacher NO TRS	R	A		08/23/2024	08/23/2024	461.52
9232405207	SINKS, BART T	08/23/2024 Teacher NO TRS	R	A		08/23/2024	08/23/2024	2,759.36
9232405208	STEPHENS, ANTHONY B	08/23/2024 Teacher NO TRS	R	A		08/23/2024	08/23/2024	2,380.70
9232405209	STUCK, KOLBIE L	08/23/2024 Teacher NO TRS	R	A		08/23/2024	08/23/2024	803.69
9232405210	TARLTON, JEFFREY L	08/23/2024 Teacher NO TRS	R	A		08/23/2024	08/23/2024	2,547.79
9232405211	TATE, LOLA MICHELE	08/23/2024 Teacher NO TRS	R	A		08/23/2024	08/23/2024	2,470.49
9232405212	TATE, MEGAN	08/23/2024 Teacher NO TRS	R	A		08/23/2024	08/23/2024	2,026.77
9232405213	TEAL, DAVID JOSIAH	08/23/2024 Teacher NO TRS	R	A		08/23/2024	08/23/2024	1,725.27
9232405214	TONAZZI, LORI L	08/23/2024 Teacher NO TRS	R	A		08/23/2024	08/23/2024	2,570.45
9232405215	TRAVELSTEAD, NIKKI L	08/23/2024 Teacher NO TRS	R	A		08/23/2024	08/23/2024	2,501.98
9232405216	TURNER, EMILIE G	08/23/2024 Teacher NO TRS	R	A		08/23/2024	08/23/2024	1,491.98
9232405217	TURNER, JENNIFER R	08/23/2024 Teacher NO TRS	R	A		08/23/2024	08/23/2024	1,968.26
9232405218	WALKER, SHELLEY J	08/23/2024 Teacher NO TRS	R	A		08/23/2024	08/23/2024	905.12

Checks Issued

Bank Account: GEN — **MARION CUSD #2, IL**

Check Number	Name on Check	Run Description	Run Type	Check Type	Statement Date	Check Date	Cash Post Date	Amount
9232405219	WALLACE, MARK A	08/23/2024 Teacher NO TRS	R	A		08/23/2024	08/23/2024	2,991.37
9232405220	WATSON, DEXTER	08/23/2024 Teacher NO TRS	R	A		08/23/2024	08/23/2024	833.16
9232405221	WILLIS, BRITTANY	08/23/2024 Teacher NO TRS	R	A		08/23/2024	08/23/2024	1,801.17
9232405222	WOFFORD, KENDRA K	08/23/2024 Teacher NO TRS	R	A		08/23/2024	08/23/2024	1,377.13
9232405223	WOLFE, LISA L	08/23/2024 Teacher NO TRS	R	A		08/23/2024	08/23/2024	2,131.96
9232405224	HATTON, RACHEL	08/23/2024	R	A		08/23/2024	08/23/2024	28.07
9232405225	SHOFF, JESSICA	08/23/2024	R	A		08/23/2024	08/23/2024	145.38
9232405226	BAKER, MEGAN	08/23/2024	R	A		08/23/2024	08/23/2024	142.77
9232405227	GRANT, TERESA	08/23/2024	R	A		08/23/2024	08/23/2024	56.16
9232405228	LUNDGREN, MELISSA K	08/23/2024	R	A		08/23/2024	08/23/2024	84.23
9232405229	ROBERTSON, DEMITA J	08/23/2024	R	A		08/23/2024	08/23/2024	168.48
9232405230	VANHORN, MARGARET	08/23/2024	R	A		08/23/2024	08/23/2024	224.64
9232405231	WILSON, AMY	08/23/2024	R	A		08/23/2024	08/23/2024	28.07
9232405232	GOOCH, RYLEY	08/23/2024	R	A		08/23/2024	08/23/2024	28.07
9232405233	MAZE, ASHLEIGH	08/23/2024	R	A		08/23/2024	08/23/2024	147.82
9232405234	DAVIS, MELANIE M	08/23/2024	R	A		08/23/2024	08/23/2024	59.13
9232405235	HOWELL, MALEA L	08/23/2024	R	A		08/23/2024	08/23/2024	29.56
9232405236	LANDES, JESSICA A	08/23/2024	R	A		08/23/2024	08/23/2024	824.50
9232405237	PECORD, ALLY	08/23/2024	R	A		08/23/2024	08/23/2024	28.07
9232405238	PINKSTON, LISA J	08/23/2024	R	A		08/23/2024	08/23/2024	28.07
9232405239	SLONE, SOMER	08/23/2024	R	A		08/23/2024	08/23/2024	59.13
9232405240	SPRINGVLOED, WENDY M	08/23/2024	R	A		08/23/2024	08/23/2024	28.07
9232405241	STANFILL, AMBER D	08/23/2024	R	A		08/23/2024	08/23/2024	28.07
9232405242	CHILDERS, ABBY N	08/23/2024	R	A		08/23/2024	08/23/2024	84.23
9232405243	STAPLETON, AILEEN	08/23/2024	R	A		08/23/2024	08/23/2024	168.48
9232405244	VICKERY, AMANDA	08/23/2024	R	A		08/23/2024	08/23/2024	110.36
9232405245	BECK, CARI	08/23/2024	R	A		08/23/2024	08/23/2024	147.82
9232405246	BROWNING, LEAH R	08/23/2024	R	A		08/23/2024	08/23/2024	28.07
9232405247	FIKE, AMBER A	08/23/2024	R	A		08/23/2024	08/23/2024	29.56
9232405248	JOHNSON, CHRISTY	08/23/2024	R	A		08/23/2024	08/23/2024	140.39
9232405249	KISSING, MICHELLE	08/23/2024	R	A		08/23/2024	08/23/2024	29.56
9232405250	MCMURTRY, MELISSA D	08/23/2024	R	A		08/23/2024	08/23/2024	196.55
9232405251	NEAL, HOLLY J	08/23/2024	R	A		08/23/2024	08/23/2024	84.23

Checks Issued

Bank Account: GEN

MARION CUSD #2, IL

Check Number	Name on Check	Run Description	Run Type	Check Type	Statement Date	Check Date	Cash Post Date	Amount
9232405252	SHOUKLETOVICH, MADISON J	08/23/2024	R	A		08/23/2024	08/23/2024	112.32
9232405253	STEPTER, HEATHER B	08/23/2024	R	A		08/23/2024	08/23/2024	84.23
9232405254	TANNER, MELISSA R	08/23/2024	R	A		08/23/2024	08/23/2024	112.32
9232405255	THOMPSON, SONYA	08/23/2024	R	A		08/23/2024	08/23/2024	29.56
9232405256	THORNTON, PAIGE	08/23/2024	R	A		08/23/2024	08/23/2024	84.23
9232405257	VICKERY, TRAVIS	08/23/2024	R	A		08/23/2024	08/23/2024	29.56
9232405258	YOUNG, KERRI J	08/23/2024	R	A		08/23/2024	08/23/2024	519.48
9232405259	ZIEGLER, ROBYN D	08/23/2024	R	A		08/23/2024	08/23/2024	29.56
9232405260	ALEXANDER, AMY L	08/23/2024	R	A		08/23/2024	08/23/2024	136.87
9232405261	ANDERSON, JENNIFER	08/23/2024	R	A		08/23/2024	08/23/2024	29.56
9232405262	GILES, JAYCEE	08/23/2024	R	A		08/23/2024	08/23/2024	1,839.13
9232405263	KEY, NICOLE D	08/23/2024	R	A		08/23/2024	08/23/2024	118.26
9232405264	MAZE, CODY P	08/23/2024	R	A		08/23/2024	08/23/2024	154.44
9232405265	MEYER, KOURTNEY	08/23/2024	R	A		08/23/2024	08/23/2024	163.21
9232405266	PIERCE, KRISTI L S	08/23/2024	R	A		08/23/2024	08/23/2024	533.51
9232405267	SAUERHAGE, BRANDI L	08/23/2024	R	A		08/23/2024	08/23/2024	84.23
9232405268	STACEY, ALECIA	08/23/2024	R	A		08/23/2024	08/23/2024	28.07
9232405269	STUTZ, PATRICIA M	08/23/2024	R	A		08/23/2024	08/23/2024	145.78
9232405270	TRAINOR, ADRIENNE L	08/23/2024	R	A		08/23/2024	08/23/2024	28.07
9232405271	CAMERON, MARTY J	08/23/2024	R	A		08/23/2024	08/23/2024	28.07
9232405272	DUNDERDALE, HOLLY R	08/23/2024	R	A		08/23/2024	08/23/2024	322.92
9232405273	FOSSE, PEYTON	08/23/2024	R	A		08/23/2024	08/23/2024	252.71
9232405274	GEIGER, KYLE	08/23/2024	R	A		08/23/2024	08/23/2024	162.61
9232405275	GILLESPIE, GUS	08/23/2024	R	A		08/23/2024	08/23/2024	29.56
9232405276	GILLESPIE, JANNA	08/23/2024	R	A		08/23/2024	08/23/2024	266.76
9232405277	GIMMY, SCOTT J	08/23/2024	R	A		08/23/2024	08/23/2024	29.56
9232405278	GORDON, SARA	08/23/2024	R	A		08/23/2024	08/23/2024	98.28
9232405279	GRIFFITH, JENNA M	08/23/2024	R	A		08/23/2024	08/23/2024	236.52
9232405280	HAYNES, CHRISTY W	08/23/2024	R	A		08/23/2024	08/23/2024	28.07
9232405281	HOMOYA, TIFFANY L	08/23/2024	R	A		08/23/2024	08/23/2024	573.84
9232405282	KISSING, AMY G	08/23/2024	R	A		08/23/2024	08/23/2024	28.07
9232405283	MISNER, TOBY J	08/23/2024	R	A		08/23/2024	08/23/2024	99.04
9232405284	MURPHY, SIERRA C	08/23/2024	R	A		08/23/2024	08/23/2024	189.63

Checks Issued

Bank Account: GEN — **MARION CUSD #2, IL**

Check Number	Name on Check	Run Description	Run Type	Check Type	Statement Date	Check Date	Cash Post Date	Amount
9232405285	RICE, JACOB	08/23/2024	R	A		08/23/2024	08/23/2024	28.07
9232405286	SIEFERT-PEARCE, CATHERINE	08/23/2024	R	A		08/23/2024	08/23/2024	29.56
9232405287	TARLTON, JEFFREY L	08/23/2024	R	A		08/23/2024	08/23/2024	238.68
9232405288	TATE, MEGAN	08/23/2024	R	A		08/23/2024	08/23/2024	251.30
9232405289	TAYLOR, JALEIGH	08/23/2024	R	A		08/23/2024	08/23/2024	301.98
9232405290	TRAVELSTEAD, NIKKI L	08/23/2024	R	A		08/23/2024	08/23/2024	56.16
9232405291	WOFFORD, KENDRA K	08/23/2024	R	A		08/23/2024	08/23/2024	1,099.80
9232405292	YOUNG, GRAHAM	08/23/2024	R	A		08/23/2024	08/23/2024	162.61
9232405293	MARION CUSD #2 HEALTH PLN	08/23/2024	R	A		08/23/2024	08/23/2024	201,610.47
9232405294	GARRETT, DRAKE T	08/26/2024	R	A		08/26/2024	08/26/2024	91.77
9232405295	WALLACE, YESENIA	08/26/2024	R	A		08/26/2024	08/26/2024	234.53
9232405296	BERGMAN, VALERIE	08/26/2024	R	A		08/26/2024	08/26/2024	140.72
9232405297	YOST, DEBBIE K	08/26/2024	R	A		08/26/2024	08/26/2024	34.50
9232405298	PIERCE, KRISTI L S	08/26/2024	R	A		08/26/2024	08/26/2024	266.76
9232405299	HOMOYA, TIFFANY L	08/26/2024	R	A		08/26/2024	08/26/2024	27.99
9232405300	WALLACE, SHANNON	08/26/2024	R	A		08/26/2024	08/26/2024	322.08
9232405301	BRAVE, CONNOR	09/10/2024 Salary	R	A		09/10/2024	09/10/2024	166.50
9232405302	FOSSE, ASHLEY	09/10/2024 Salary	R	A		09/10/2024	09/10/2024	614.75
9232405303	HOFFMAN, TAYLOR	09/10/2024 Salary	R	A		09/10/2024	09/10/2024	253.39
9232405304	ISBELL, CHLOE	09/10/2024 Salary	R	A		09/10/2024	09/10/2024	168.93
9232405305	MIELDEZIS, BRANDY	09/10/2024 Salary	R	A		09/10/2024	09/10/2024	1,202.52
9232405306	PEARCE, JOSEPH	09/10/2024 Salary	R	A		09/10/2024	09/10/2024	1,069.52
9232405307	SHOFF, JESSICA	09/10/2024 Salary	R	A		09/10/2024	09/10/2024	794.53
9232405308	SNYDER, BRITTANI	09/10/2024 Salary	R	A		09/10/2024	09/10/2024	1,040.93
9232405308	SNYDER, BRITTANI	09/10/24 Void	V	V		09/10/2024	09/10/2024	-1,040.93
9232405309	SPRAGUE, TARA	09/10/2024 Salary	R	A		09/10/2024	09/10/2024	75.40
9232405310	TANNER, GRACEE A	09/10/2024 Salary	R	A		09/10/2024	09/10/2024	811.48
9232405311	BOSWELL, SOPHIA	09/10/2024 Salary	R	A		09/10/2024	09/10/2024	1,686.92
9232405312	DIXON, AARON M	09/10/2024 Salary	R	A		09/10/2024	09/10/2024	2,469.10
9232405313	GARRETT, RACHEL Y	09/10/2024 Salary	R	A		09/10/2024	09/10/2024	246.73
9232405314	LYNN, MONICA	09/10/2024 Salary	R	A		09/10/2024	09/10/2024	1,388.67
9232405315	MARLER, ANGELA R	09/10/2024 Salary	R	A		09/10/2024	09/10/2024	1,229.34
9232405316	MARTIN, DEREK W	09/10/2024 Salary	R	A		09/10/2024	09/10/2024	1,458.79

Checks Issued

Bank Account: GEN **MARION CUSD #2, IL**

Check Number	Name on Check	Run Description	Run Type	Check Type	Statement Date	Check Date	Cash Post Date	Amount
9232405317	MAYFIELD, MICHAEL J	09/10/2024 Salary	R	A		09/10/2024	09/10/2024	1,787.26
9232405318	MENEESE, MICHAEL	09/10/2024 Salary	R	A		09/10/2024	09/10/2024	1,573.98
9232405319	MOSS, REBECCA J	09/10/2024 Salary	R	A		09/10/2024	09/10/2024	3,484.31
9232405320	SANDERS, SUSAN R	09/10/2024 Salary	R	A		09/10/2024	09/10/2024	871.83
9232405321	SMITH, LOLA	09/10/2024 Salary	R	A		09/10/2024	09/10/2024	1,249.95
9232405322	SPENCER, MARTIN N	09/10/2024 Salary	R	A		09/10/2024	09/10/2024	974.65
9232405323	STANLEY, JERRY A	09/10/2024 Salary	R	A		09/10/2024	09/10/2024	2,472.65
9232405324	WALSTON, DANIELLE A	09/10/2024 Salary	R	A		09/10/2024	09/10/2024	1,789.80
9232405325	WATSON, KIMBERLY K	09/10/2024 Salary	R	A		09/10/2024	09/10/2024	2,244.83
9232405326	WATTS, LINDSAY K	09/10/2024 Salary	R	A		09/10/2024	09/10/2024	3,816.32
9232405327	WOODS, RHONDA	09/10/2024 Salary	R	A		09/10/2024	09/10/2024	2,010.84
9232405328	ADKINS, MARK S	09/10/2024 Salary	R	A		09/10/2024	09/10/2024	2,838.26
9232405329	ALLEN, COLTON	09/10/2024 Salary	R	A		09/10/2024	09/10/2024	2,005.43
9232405330	ALLEN, SARAH	09/10/2024 Salary	R	A		09/10/2024	09/10/2024	1,880.02
9232405331	ANDERSON, BRITTNEY L	09/10/2024 Salary	R	A		09/10/2024	09/10/2024	1,969.15
9232405332	BAKER, MEGAN	09/10/2024 Salary	R	A		09/10/2024	09/10/2024	527.25
9232405333	BAKER, SARA J	09/10/2024 Salary	R	A		09/10/2024	09/10/2024	2,328.10
9232405334	BLUMENSTOCK, HEATH	09/10/2024 Salary	R	A		09/10/2024	09/10/2024	2,483.75
9232405335	BUCHANAN, AMY J	09/10/2024 Salary	R	A		09/10/2024	09/10/2024	2,690.93
9232405336	BURNS, KIM R	09/10/2024 Salary	R	A		09/10/2024	09/10/2024	2,733.20
9232405337	COLBOTH, MICAH A	09/10/2024 Salary	R	A		09/10/2024	09/10/2024	2,029.93
9232405338	DAHMER, CONNIE L	09/10/2024 Salary	R	A		09/10/2024	09/10/2024	766.96
9232405339	EVANS, KAYLEE	09/10/2024 Salary	R	A		09/10/2024	09/10/2024	1,699.13
9232405340	GRANT, TERESA	09/10/2024 Salary	R	A		09/10/2024	09/10/2024	2,571.79
9232405341	HENSHAW, SHAY C	09/10/2024 Salary	R	A		09/10/2024	09/10/2024	2,416.77
9232405342	LOUCKS, HASSI L	09/10/2024 Salary	R	A		09/10/2024	09/10/2024	2,735.25
9232405343	LUNDGREN, MELISSA K	09/10/2024 Salary	R	A		09/10/2024	09/10/2024	2,023.90
9232405344	POGGENDORF, STEPHEN	09/10/2024 Salary	R	A		09/10/2024	09/10/2024	1,812.01
9232405345	ROBERTSON, DEMITA J	09/10/2024 Salary	R	A		09/10/2024	09/10/2024	2,801.89
9232405346	ROPER, REID	09/10/2024 Salary	R	A		09/10/2024	09/10/2024	2,170.51
9232405347	SIMMERMAN, KELLY B	09/10/2024 Salary	R	A		09/10/2024	09/10/2024	2,615.32
9232405348	STEARNS, DANA R	09/10/2024 Salary	R	A		09/10/2024	09/10/2024	2,721.47
9232405349	VANHORN, MARGARET	09/10/2024 Salary	R	A		09/10/2024	09/10/2024	2,247.05
9232405350	WALLACE, YESENIA	09/10/2024 Salary	R	A		09/10/2024	09/10/2024	426.45

Checks Issued

Bank Account: GEN **MARION CUSD #2, IL**

Check Number	Name on Check	Run Description	Run Type	Check Type	Statement Date	Check Date	Cash Post Date	Amount
9232405351	WILSON, AMY	09/10/2024 Salary	R	A		09/10/2024	09/10/2024	1,628.06
9232405352	ACKERMANN, COURTNEY	09/10/2024 Salary	R	A		09/10/2024	09/10/2024	1,921.28
9232405353	ALLEN, NICOLE	09/10/2024 Salary	R	A		09/10/2024	09/10/2024	1,549.35
9232405354	BEERS, KERRIE JO	09/10/2024 Salary	R	A		09/10/2024	09/10/2024	2,489.60
9232405355	BLUMENSTOCK, ANGELA	09/10/2024 Salary	R	A		09/10/2024	09/10/2024	2,149.84
9232405356	CHELIN, AIME N	09/10/2024 Salary	R	A		09/10/2024	09/10/2024	2,600.81
9232405357	CORZINE, JESSICA	09/10/2024 Salary	R	A		09/10/2024	09/10/2024	2,971.27
9232405358	DOSS, JAELA	09/10/2024 Salary	R	A		09/10/2024	09/10/2024	920.94
9232405359	GOOCH, RYLEY	09/10/2024 Salary	R	A		09/10/2024	09/10/2024	1,725.00
9232405360	MAZE, ASHLEIGH	09/10/2024 Salary	R	A		09/10/2024	09/10/2024	2,741.42
9232405361	MCCARTY, CYNTHIA	09/10/2024 Salary	R	A		09/10/2024	09/10/2024	2,558.62
9232405362	MENCKOWSKI, KRISTINA	09/10/2024 Salary	R	A		09/10/2024	09/10/2024	2,406.20
9232405363	MITACEK, ELIZABETH	09/10/2024 Salary	R	A		09/10/2024	09/10/2024	2,398.39
9232405364	MOORE, MELISSA A	09/10/2024 Salary	R	A		09/10/2024	09/10/2024	2,451.04
9232405365	MOTSINGER, MARY DIBBLE	09/10/2024 Salary	R	A		09/10/2024	09/10/2024	2,315.38
9232405366	NGUYEN, STEPHANIE	09/10/2024 Salary	R	A		09/10/2024	09/10/2024	816.12
9232405367	ODUM, LISA A	09/10/2024 Salary	R	A		09/10/2024	09/10/2024	2,186.31
9232405368	OWENS, TERRILL TANNER	09/10/2024 Salary	R	A		09/10/2024	09/10/2024	2,010.09
9232405369	PICKLES, ALICIA	09/10/2024 Salary	R	A		09/10/2024	09/10/2024	693.48
9232405370	ROHRER, KELSEY A	09/10/2024 Salary	R	A		09/10/2024	09/10/2024	2,049.29
9232405371	RUSHING, HALEY A	09/10/2024 Salary	R	A		09/10/2024	09/10/2024	1,708.54
9232405372	SMITH, BRITTANY	09/10/2024 Salary	R	A		09/10/2024	09/10/2024	1,786.29
9232405373	TRAVIS, AMY N	09/10/2024 Salary	R	A		09/10/2024	09/10/2024	2,280.31
9232405374	ADDISON, AMBER	09/10/2024 Salary	R	A		09/10/2024	09/10/2024	725.59
9232405375	ALLARDYCE, KRISTY L	09/10/2024 Salary	R	A		09/10/2024	09/10/2024	2,495.33
9232405376	BASLER, THANAKA L	09/10/2024 Salary	R	A		09/10/2024	09/10/2024	2,135.17
9232405377	BROWN, DAWN M	09/10/2024 Salary	R	A		09/10/2024	09/10/2024	2,620.86
9232405378	BUNDREN, MELISSA F	09/10/2024 Salary	R	A		09/10/2024	09/10/2024	2,661.26
9232405379	BUSHUE, CORY D	09/10/2024 Salary	R	A		09/10/2024	09/10/2024	2,249.00
9232405380	CHESTOSKY, JENNIFER STARR	09/10/2024 Salary	R	A		09/10/2024	09/10/2024	2,248.91
9232405381	CROSSON, JARROD B	09/10/2024 Salary	R	A		09/10/2024	09/10/2024	2,399.07
9232405382	DAVIS, MELANIE M	09/10/2024 Salary	R	A		09/10/2024	09/10/2024	2,230.71
9232405383	FARTHING, ASHLEY	09/10/2024 Salary	R	A		09/10/2024	09/10/2024	1,969.27

Checks Issued

Bank Account: GEN **MARION CUSD #2, IL**

Check Number	Name on Check	Run Description	Run Type	Check Type	Statement Date	Check Date	Cash Post Date	Amount
9232405384	FLETCHER, JOHN D	09/10/2024 Salary	R	A		09/10/2024	09/10/2024	3,416.89
9232405385	FRANCIS, SARAH J	09/10/2024 Salary	R	A		09/10/2024	09/10/2024	2,241.77
9232405386	FRANKEL, KIMBERLY J	09/10/2024 Salary	R	A		09/10/2024	09/10/2024	2,016.84
9232405387	HARRIS, ANDREA	09/10/2024 Salary	R	A		09/10/2024	09/10/2024	2,676.06
9232405388	HOWELL, MALEA L	09/10/2024 Salary	R	A		09/10/2024	09/10/2024	2,316.03
9232405389	LANDES, JESSICA A	09/10/2024 Salary	R	A		09/10/2024	09/10/2024	2,873.89
9232405390	MCPHAIL, JENNIFER L	09/10/2024 Salary	R	A		09/10/2024	09/10/2024	2,725.02
9232405391	MILLS, JUDI V	09/10/2024 Salary	R	A		09/10/2024	09/10/2024	989.45
9232405392	OGLESBY, SUMER J	09/10/2024 Salary	R	A		09/10/2024	09/10/2024	2,410.87
9232405393	PECORD, ALLY	09/10/2024 Salary	R	A		09/10/2024	09/10/2024	2,004.52
9232405394	PERKINS, KATIE	09/10/2024 Salary	R	A		09/10/2024	09/10/2024	2,099.23
9232405395	PINKSTON, LISA J	09/10/2024 Salary	R	A		09/10/2024	09/10/2024	2,271.40
9232405396	PRICE, ROXANNE R	09/10/2024 Salary	R	A		09/10/2024	09/10/2024	3,210.72
9232405397	RIOS, NATALIA	09/10/2024 Salary	R	A		09/10/2024	09/10/2024	2,231.27
9232405398	ROMAINE, MICHELLE D	09/10/2024 Salary	R	A		09/10/2024	09/10/2024	2,360.94
9232405399	ROPER, TOM	09/10/2024 Salary	R	A		09/10/2024	09/10/2024	2,369.23
9232405400	SAMPLES, JOANNA	09/10/2024 Salary	R	A		09/10/2024	09/10/2024	1,389.47
9232405401	SEGERS, JAMES B	09/10/2024 Salary	R	A		09/10/2024	09/10/2024	2,558.85
9232405402	SHADOWENS, ALEXANDRIA	09/10/2024 Salary	R	A		09/10/2024	09/10/2024	1,725.00
9232405403	SLONE, SOMER	09/10/2024 Salary	R	A		09/10/2024	09/10/2024	2,122.69
9232405404	SPRINGVLOED, WENDY M	09/10/2024 Salary	R	A		09/10/2024	09/10/2024	2,660.87
9232405405	STANFILL, AMBER D	09/10/2024 Salary	R	A		09/10/2024	09/10/2024	2,275.58
9232405406	STOTLAR, JENNA L	09/10/2024 Salary	R	A		09/10/2024	09/10/2024	2,145.45
9232405407	STOUT, ERIKA A	09/10/2024 Salary	R	A		09/10/2024	09/10/2024	2,081.90
9232405408	TARLTON, MARCI J	09/10/2024 Salary	R	A		09/10/2024	09/10/2024	2,018.12
9232405409	VANHORN, HALEY	09/10/2024 Salary	R	A		09/10/2024	09/10/2024	1,529.33
9232405410	WALTERS, SHARON R	09/10/2024 Salary	R	A		09/10/2024	09/10/2024	751.23
9232405411	WEBB, STEPHEN E	09/10/2024 Salary	R	A		09/10/2024	09/10/2024	2,263.27
9232405412	BRAVE, MORGAN	09/10/2024 Salary	R	A		09/10/2024	09/10/2024	1,790.83
9232405413	BROWN, STEPHANIE	09/10/2024 Salary	R	A		09/10/2024	09/10/2024	2,530.09
9232405414	CHILDERS, ABBY N	09/10/2024 Salary	R	A		09/10/2024	09/10/2024	1,948.06
9232405415	CHIN, BRITTANY	09/10/2024 Salary	R	A		09/10/2024	09/10/2024	703.36
9232405416	DAVIS, RACHEL L	09/10/2024 Salary	R	A		09/10/2024	09/10/2024	2,311.10
9232405417	DISNEY, RACHEL A	09/10/2024 Salary	R	A		09/10/2024	09/10/2024	2,158.68

Checks Issued

Bank Account: GEN

MARION CUSD #2, IL

Check Number	Name on Check	Run Description	Run Type	Check Type	Statement Date	Check Date	Cash Post Date	Amount
9232405418	HASEKER, CAYENNE N	09/10/2024 Salary	R	A		09/10/2024	09/10/2024	2,118.01
9232405419	HILL, TYRA L	09/10/2024 Salary	R	A		09/10/2024	09/10/2024	1,962.75
9232405420	KADELA, LAURYN	09/10/2024 Salary	R	A		09/10/2024	09/10/2024	1,453.60
9232405421	KRAUS, MALINEE K	09/10/2024 Salary	R	A		09/10/2024	09/10/2024	2,464.69
9232405422	LYNN, AMANDA B	09/10/2024 Salary	R	A		09/10/2024	09/10/2024	2,565.60
9232405423	MIELDEZIS, JOSHUA	09/10/2024 Salary	R	A		09/10/2024	09/10/2024	2,014.83
9232405424	MITCHELL, AMBER R	09/10/2024 Salary	R	A		09/10/2024	09/10/2024	1,991.11
9232405425	PARKS, STACEY	09/10/2024 Salary	R	A		09/10/2024	09/10/2024	2,296.96
9232405426	PAYNE, CARRIE	09/10/2024 Salary	R	A		09/10/2024	09/10/2024	726.68
9232405427	RANDOLPH, ANGELA D	09/10/2024 Salary	R	A		09/10/2024	09/10/2024	2,781.87
9232405428	SHOUKLETOVICH, TONI L	09/10/2024 Salary	R	A		09/10/2024	09/10/2024	3,066.67
9232405429	STAPLETON, AILEEN	09/10/2024 Salary	R	A		09/10/2024	09/10/2024	2,190.55
9232405430	SULLIVAN, CHRISTY M	09/10/2024 Salary	R	A		09/10/2024	09/10/2024	2,464.80
9232405431	VICKERY, AMANDA	09/10/2024 Salary	R	A		09/10/2024	09/10/2024	685.51
9232405432	WILSON, MALLORY	09/10/2024 Salary	R	A		09/10/2024	09/10/2024	3,107.01
9232405433	ANDERSON, BAILEY	09/10/2024 Salary	R	A		09/10/2024	09/10/2024	1,806.78
9232405434	BECK, CARI	09/10/2024 Salary	R	A		09/10/2024	09/10/2024	1,506.29
9232405435	BENSON, ASHLEIGH D	09/10/2024 Salary	R	A		09/10/2024	09/10/2024	3,030.90
9232405436	BETZ, BRENDAN J	09/10/2024 Salary	R	A		09/10/2024	09/10/2024	2,516.87
9232405437	BROWNING, LEAH R	09/10/2024 Salary	R	A		09/10/2024	09/10/2024	2,689.21
9232405438	CULBRETH, EMILY R	09/10/2024 Salary	R	A		09/10/2024	09/10/2024	1,796.51
9232405439	DEATHERAGE, AMANDA	09/10/2024 Salary	R	A		09/10/2024	09/10/2024	1,847.82
9232405440	DUNAWAY, SHELLY A	09/10/2024 Salary	R	A		09/10/2024	09/10/2024	1,075.80
9232405441	FIKE, AMBER A	09/10/2024 Salary	R	A		09/10/2024	09/10/2024	2,591.34
9232405442	GEIGER, SARAH	09/10/2024 Salary	R	A		09/10/2024	09/10/2024	2,605.35
9232405443	GRAFF, ELIZABETH	09/10/2024 Salary	R	A		09/10/2024	09/10/2024	1,993.51
9232405444	HOLDERFIELD, CASEY	09/10/2024 Salary	R	A		09/10/2024	09/10/2024	2,436.71
9232405445	JACKSON, DAWN E	09/10/2024 Salary	R	A		09/10/2024	09/10/2024	2,841.72
9232405446	JOHNSON, CHRISTY	09/10/2024 Salary	R	A		09/10/2024	09/10/2024	2,328.34
9232405447	KADELA, MICHELLE L	09/10/2024 Salary	R	A		09/10/2024	09/10/2024	1,005.89
9232405448	KISSING, MICHELLE	09/10/2024 Salary	R	A		09/10/2024	09/10/2024	2,079.54
9232405449	LUCE, LAUREN	09/10/2024 Salary	R	A		09/10/2024	09/10/2024	1,782.44
9232405450	MAUSEY, LORI ANN	09/10/2024 Salary	R	A		09/10/2024	09/10/2024	3,114.57
9232405451	MCMURTRY, MELISSA D	09/10/2024 Salary	R	A		09/10/2024	09/10/2024	2,040.51

Checks Issued

Bank Account: GEN

MARION CUSD #2, IL

Check Number	Name on Check	Run Description	Run Type	Check Type	Statement Date	Check Date	Cash Post Date	Amount
9232405452	MORTHLAND, JILL E	09/10/2024 Salary	R	A		09/10/2024	09/10/2024	2,010.12
9232405453	NEAL, HOLLY J	09/10/2024 Salary	R	A		09/10/2024	09/10/2024	1,700.95
9232405454	NINNESS, JENNIFER L	09/10/2024 Salary	R	A		09/10/2024	09/10/2024	706.16
9232405455	OSBORNE, AMANDA E	09/10/2024 Salary	R	A		09/10/2024	09/10/2024	3,154.68
9232405456	PEARCE, SALLY A	09/10/2024 Salary	R	A		09/10/2024	09/10/2024	2,708.17
9232405457	POTOCKI, ELIZABETH	09/10/2024 Salary	R	A		09/10/2024	09/10/2024	2,939.43
9232405458	PRESSWOOD, MADISON	09/10/2024 Salary	R	A		09/10/2024	09/10/2024	1,846.25
9232405459	RANDOLPH, ANDREW G	09/10/2024 Salary	R	A		09/10/2024	09/10/2024	2,531.59
9232405460	SHOUKLETOVICH, MADISON J	09/10/2024 Salary	R	A		09/10/2024	09/10/2024	1,906.60
9232405461	STEPTER, HEATHER B	09/10/2024 Salary	R	A		09/10/2024	09/10/2024	1,780.92
9232405462	TALLMAN, LISA	09/10/2024 Salary	R	A		09/10/2024	09/10/2024	737.51
9232405463	TANNER, MELISSA R	09/10/2024 Salary	R	A		09/10/2024	09/10/2024	2,787.01
9232405464	THOMPSON, MEGAN L	09/10/2024 Salary	R	A		09/10/2024	09/10/2024	1,994.23
9232405465	THOMPSON, SONYA	09/10/2024 Salary	R	A		09/10/2024	09/10/2024	2,381.11
9232405466	THORNTON, PAIGE	09/10/2024 Salary	R	A		09/10/2024	09/10/2024	2,155.96
9232405467	VICKERY, TRAVIS	09/10/2024 Salary	R	A		09/10/2024	09/10/2024	2,108.96
9232405468	YOUNG, KERRI J	09/10/2024 Salary	R	A		09/10/2024	09/10/2024	2,525.18
9232405469	ZIEGLER, ROBYN D	09/10/2024 Salary	R	A		09/10/2024	09/10/2024	2,159.37
9232405470	ADKINS, ALANA M	09/10/2024 Salary	R	A		09/10/2024	09/10/2024	2,490.93
9232405471	ALEXANDER, AMY L	09/10/2024 Salary	R	A		09/10/2024	09/10/2024	731.22
9232405472	ANDERSON, JENNIFER	09/10/2024 Salary	R	A		09/10/2024	09/10/2024	2,025.21
9232405473	ASHMORE, NICOLE	09/10/2024 Salary	R	A		09/10/2024	09/10/2024	2,604.95
9232405474	CHANCE, MELISSA	09/10/2024 Salary	R	A		09/10/2024	09/10/2024	1,706.65
9232405475	CHAPMAN, ALICIA M	09/10/2024 Salary	R	A		09/10/2024	09/10/2024	2,059.24
9232405476	CHMIEL, KRISTA	09/10/2024 Salary	R	A		09/10/2024	09/10/2024	50.27
9232405477	CORZINE, LAUREN M	09/10/2024 Salary	R	A		09/10/2024	09/10/2024	2,456.69
9232405478	CRAIN, KATRINA S	09/10/2024 Salary	R	A		09/10/2024	09/10/2024	3,039.39
9232405479	DEACON, JENNIFER A	09/10/2024 Salary	R	A		09/10/2024	09/10/2024	2,140.20
9232405480	DISNEY, ADAM K	09/10/2024 Salary	R	A		09/10/2024	09/10/2024	2,451.04
9232405481	DUENOS, KALEIGH	09/10/2024 Salary	R	A		09/10/2024	09/10/2024	2,531.90
9232405482	FARLEY, MELISSA	09/10/2024 Salary	R	A		09/10/2024	09/10/2024	2,047.43
9232405483	FLETCHER, JENNA D	09/10/2024 Salary	R	A		09/10/2024	09/10/2024	340.18
9232405484	FRANCIS, ANDREA	09/10/2024 Salary	R	A		09/10/2024	09/10/2024	2,027.59

Checks Issued

Bank Account: GEN — **MARION CUSD #2, IL**

Check Number	Name on Check	Run Description	Run Type	Check Type	Statement Date	Check Date	Cash Post Date	Amount
9232405485	GALLOWAY, GLENDA J	09/10/2024 Salary	R	A		09/10/2024	09/10/2024	2,726.77
9232405486	GILES, JAYCEE	09/10/2024 Salary	R	A		09/10/2024	09/10/2024	1,911.74
9232405487	GULLEY, DAVID J	09/10/2024 Salary	R	A		09/10/2024	09/10/2024	2,312.33
9232405488	HAMMONDS, AUSTIN CHRISTIAN	09/10/2024 Salary	R	A		09/10/2024	09/10/2024	2,013.29
9232405489	JACKSON, KARRIE L	09/10/2024 Salary	R	A		09/10/2024	09/10/2024	2,802.31
9232405490	KELLY, KHARA M	09/10/2024 Salary	R	A		09/10/2024	09/10/2024	2,308.25
9232405491	KEY, NICOLE D	09/10/2024 Salary	R	A		09/10/2024	09/10/2024	2,031.52
9232405492	KRAUS, MICHAEL C	09/10/2024 Salary	R	A		09/10/2024	09/10/2024	2,449.01
9232405493	LAWSON, CATHERINE L	09/10/2024 Salary	R	A		09/10/2024	09/10/2024	2,744.47
9232405494	MANFREDO, REX J	09/10/2024 Salary	R	A		09/10/2024	09/10/2024	1,851.72
9232405495	MAZE, CODY P	09/10/2024 Salary	R	A		09/10/2024	09/10/2024	2,088.21
9232405496	MAZE, JULIE A	09/10/2024 Salary	R	A		09/10/2024	09/10/2024	2,384.23
9232405497	MCKENTY, SCOTT	09/10/2024 Salary	R	A		09/10/2024	09/10/2024	1,790.12
9232405498	MEYER, KOURTNEY	09/10/2024 Salary	R	A		09/10/2024	09/10/2024	1,023.00
9232405499	MIELDEZIS, TIMOTHY SCOTT	09/10/2024 Salary	R	A		09/10/2024	09/10/2024	1,926.09
9232405500	MORSE, GABRIELLE	09/10/2024 Salary	R	A		09/10/2024	09/10/2024	832.21
9232405501	MOULTON, SHAWNA K	09/10/2024 Salary	R	A		09/10/2024	09/10/2024	1,830.92
9232405502	PIERCE, KRISTI L S	09/10/2024 Salary	R	A		09/10/2024	09/10/2024	2,556.37
9232405503	POWELL, PHILIP	09/10/2024 Salary	R	A		09/10/2024	09/10/2024	2,172.45
9232405504	REID, GREGORY E	09/10/2024 Salary	R	A		09/10/2024	09/10/2024	3,289.29
9232405505	ROBBINS, CLEO D	09/10/2024 Salary	R	A		09/10/2024	09/10/2024	2,342.41
9232405506	SAGE, MEGHAN	09/10/2024 Salary	R	A		09/10/2024	09/10/2024	2,252.90
9232405507	SANDERS, CHRISTINA C	09/10/2024 Salary	R	A		09/10/2024	09/10/2024	2,288.26
9232405508	SAUERHAGE, BRANDI L	09/10/2024 Salary	R	A		09/10/2024	09/10/2024	2,215.70
9232405509	SCHMITT, KYLE	09/10/2024 Salary	R	A		09/10/2024	09/10/2024	2,021.18
9232405510	SHORE, ELIZABETH B	09/10/2024 Salary	R	A		09/10/2024	09/10/2024	3,482.09
9232405511	SKEATE, WALTER R	09/10/2024 Salary	R	A		09/10/2024	09/10/2024	2,039.22
9232405512	SPANNAGEL, AMANDA	09/10/2024 Salary	R	A		09/10/2024	09/10/2024	2,166.88
9232405513	STACEY, ALECIA	09/10/2024 Salary	R	A		09/10/2024	09/10/2024	1,611.31
9232405514	STOWERS, SARAH	09/10/2024 Salary	R	A		09/10/2024	09/10/2024	2,855.51
9232405515	SULSER, TIFFANY B	09/10/2024 Salary	R	A		09/10/2024	09/10/2024	2,407.84
9232405516	TRAINOR, ADRIENNE L	09/10/2024 Salary	R	A		09/10/2024	09/10/2024	2,274.89
9232405517	VICKERY, AMY R	09/10/2024 Salary	R	A		09/10/2024	09/10/2024	2,604.46

Checks Issued

Bank Account: GEN

MARION CUSD #2, IL

Check Number	Name on Check	Run Description	Run Type	Check Type	Statement Date	Check Date	Cash Post Date	Amount
9232405518	WALKER, RANI R	09/10/2024 Salary	R	A		09/10/2024	09/10/2024	2,582.80
9232405519	WATSON, CARRIE L	09/10/2024 Salary	R	A		09/10/2024	09/10/2024	2,818.87
9232405520	WATSON, KIM L	09/10/2024 Salary	R	A		09/10/2024	09/10/2024	3,229.53
9232405521	WEBB, HEATHER	09/10/2024 Salary	R	A		09/10/2024	09/10/2024	2,084.56
9232405522	WILLIAMSON, CHARLES L	09/10/2024 Salary	R	A		09/10/2024	09/10/2024	3,824.81
9232405523	AKES, AMBER	09/10/2024 Salary	R	A		09/10/2024	09/10/2024	2,609.91
9232405524	BAKER, ELIJAH J	09/10/2024 Salary	R	A		09/10/2024	09/10/2024	2,075.01
9232405525	BARGER, TINA	09/10/2024 Salary	R	A		09/10/2024	09/10/2024	2,638.06
9232405526	BAYER, ABIGAIL	09/10/2024 Salary	R	A		09/10/2024	09/10/2024	1,844.24
9232405527	BLUMENSTOCK, JAYLYNN	09/10/2024 Salary	R	A		09/10/2024	09/10/2024	1,706.88
9232405528	BOLLEY, MONICA J	09/10/2024 Salary	R	A		09/10/2024	09/10/2024	2,285.57
9232405529	BROWNING, HANNAH	09/10/2024 Salary	R	A		09/10/2024	09/10/2024	45.82
9232405530	CACIOPPO, LAUREN B	09/10/2024 Salary	R	A		09/10/2024	09/10/2024	2,272.43
9232405531	CAMERON, MARTY J	09/10/2024 Salary	R	A		09/10/2024	09/10/2024	2,519.66
9232405532	CORLEY, EMILY A	09/10/2024 Salary	R	A		09/10/2024	09/10/2024	2,201.64
9232405533	DANIELS, IVANNIA	09/10/2024 Salary	R	A		09/10/2024	09/10/2024	1,677.16
9232405534	DODDS, JAMIE R	09/10/2024 Salary	R	A		09/10/2024	09/10/2024	2,828.29
9232405535	DRAKE, JAMIE	09/10/2024 Salary	R	A		09/10/2024	09/10/2024	360.42
9232405536	DUNDERDALE, HOLLY R	09/10/2024 Salary	R	A		09/10/2024	09/10/2024	2,511.17
9232405537	DUNNING, JASON E	09/10/2024 Salary	R	A		09/10/2024	09/10/2024	2,723.09
9232405538	ELLIS, EDWARD	09/10/2024 Salary	R	A		09/10/2024	09/10/2024	2,632.47
9232405539	FARNER, GABRIELE L	09/10/2024 Salary	R	A		09/10/2024	09/10/2024	2,117.95
9232405540	FOSSE, PEYTON	09/10/2024 Salary	R	A		09/10/2024	09/10/2024	1,865.36
9232405541	FOX, BRANDI	09/10/2024 Salary	R	A		09/10/2024	09/10/2024	494.54
9232405542	GATES, AMANDA	09/10/2024 Salary	R	A		09/10/2024	09/10/2024	1,905.93
9232405543	GEIGER, KYLE	09/10/2024 Salary	R	A		09/10/2024	09/10/2024	2,481.68
9232405544	GILL, SCOTT	09/10/2024 Salary	R	A		09/10/2024	09/10/2024	887.07
9232405545	GILLESPIE, GUS	09/10/2024 Salary	R	A		09/10/2024	09/10/2024	3,202.77
9232405546	GILLESPIE, JANNA	09/10/2024 Salary	R	A		09/10/2024	09/10/2024	2,624.38
9232405547	GIMMY, SCOTT J	09/10/2024 Salary	R	A		09/10/2024	09/10/2024	1,986.36
9232405548	GOODISKY, J RYAN	09/10/2024 Salary	R	A		09/10/2024	09/10/2024	3,349.54
9232405549	GORDON, SARA	09/10/2024 Salary	R	A		09/10/2024	09/10/2024	2,048.39
9232405550	GRACE, AMY M	09/10/2024 Salary	R	A		09/10/2024	09/10/2024	75.00
9232405551	GRIFFITH, JENNA M	09/10/2024 Salary	R	A		09/10/2024	09/10/2024	2,457.06

Checks Issued

Bank Account: GEN

MARION CUSD #2, IL

Check Number	Name on Check	Run Description	Run Type	Check Type	Statement Date	Check Date	Cash Post Date	Amount
9232405552	HALE, MEGAN	09/10/2024 Salary	R	A		09/10/2024	09/10/2024	2,158.64
9232405553	HARRIS, MELINDA	09/10/2024 Salary	R	A		09/10/2024	09/10/2024	954.20
9232405554	HAYNES, CHRISTY W	09/10/2024 Salary	R	A		09/10/2024	09/10/2024	2,472.96
9232405555	HERBST, JENNA E	09/10/2024 Salary	R	A		09/10/2024	09/10/2024	2,043.85
9232405556	HILL, TREBOR	09/10/2024 Salary	R	A		09/10/2024	09/10/2024	2,321.63
9232405557	HOLT, MICHAEL	09/10/2024 Salary	R	A		09/10/2024	09/10/2024	3,087.44
9232405558	HOMOYA, TIFFANY L	09/10/2024 Salary	R	A		09/10/2024	09/10/2024	932.86
9232405559	HUDGENS, DEANNA	09/10/2024 Salary	R	A		09/10/2024	09/10/2024	2,513.79
9232405560	INTRAVAIA, CARLO	09/10/2024 Salary	R	A		09/10/2024	09/10/2024	775.98
9232405561	INTRAVAIA, GIROLAMO	09/10/2024 Salary	R	A		09/10/2024	09/10/2024	1,070.32
9232405562	JAMES, LESTER E	09/10/2024 Salary	R	A		09/10/2024	09/10/2024	2,094.72
9232405563	KASSIM, LEILA	09/10/2024 Salary	R	A		09/10/2024	09/10/2024	1,956.54
9232405564	KIRBY, JOEL	09/10/2024 Salary	R	A		09/10/2024	09/10/2024	2,287.32
9232405565	KISSING, AMY G	09/10/2024 Salary	R	A		09/10/2024	09/10/2024	2,103.12
9232405566	KRESCA, NICK	09/10/2024 Salary	R	A		09/10/2024	09/10/2024	2,688.02
9232405567	LAUNIUS, LUCAS F	09/10/2024 Salary	R	A		09/10/2024	09/10/2024	2,595.87
9232405568	MATHEWS, TONYA	09/10/2024 Salary	R	A		09/10/2024	09/10/2024	202.18
9232405569	MCKINNEY, ADAM	09/10/2024 Salary	R	A		09/10/2024	09/10/2024	2,221.62
9232405570	MILLER, KIMBERLY S	09/10/2024 Salary	R	A		09/10/2024	09/10/2024	2,148.51
9232405571	MISNER, TOBY J	09/10/2024 Salary	R	A		09/10/2024	09/10/2024	2,791.91
9232405572	MITCHELL, GENE A	09/10/2024 Salary	R	A		09/10/2024	09/10/2024	2,574.54
9232405573	MURPHY, SIERRA C	09/10/2024 Salary	R	A		09/10/2024	09/10/2024	994.92
9232405574	NEAL, JOY A	09/10/2024 Salary	R	A		09/10/2024	09/10/2024	2,089.38
9232405575	NEAL, MICHAEL	09/10/2024 Salary	R	A		09/10/2024	09/10/2024	480.65
9232405576	NEAL, SIMONE R	09/10/2024 Salary	R	A		09/10/2024	09/10/2024	3,085.47
9232405577	OLDHAM, STEPHANIE	09/10/2024 Salary	R	A		09/10/2024	09/10/2024	2,972.47
9232405578	PARKS, BRYCE	09/10/2024 Salary	R	A		09/10/2024	09/10/2024	2,201.17
9232405579	PATTERSON, ALYSSA	09/10/2024 Salary	R	A		09/10/2024	09/10/2024	1,596.03
9232405580	PAULS, CODY D	09/10/2024 Salary	R	A		09/10/2024	09/10/2024	1,918.98
9232405581	PLOTT, OLIVIA	09/10/2024 Salary	R	A		09/10/2024	09/10/2024	1,886.49
9232405582	PRITCHARD, MARY JO	09/10/2024 Salary	R	A		09/10/2024	09/10/2024	2,871.77
9232405583	PULLEY, HEATHER	09/10/2024 Salary	R	A		09/10/2024	09/10/2024	2,644.66
9232405584	RICE, JACOB	09/10/2024 Salary	R	A		09/10/2024	09/10/2024	1,956.76
9232405585	RICE, MEGIN M	09/10/2024 Salary	R	A		09/10/2024	09/10/2024	2,971.07

Checks Issued

Bank Account: GEN **MARION CUSD #2, IL**

Check Number	Name on Check	Run Description	Run Type	Check Type	Statement Date	Check Date	Cash Post Date	Amount
9232405586	RICHART, KELLY E	09/10/2024 Salary	R	A		09/10/2024	09/10/2024	2,596.60
9232405587	SALERNO, MAKANE	09/10/2024 Salary	R	A		09/10/2024	09/10/2024	2,710.78
9232405588	SANDERS, HEATHER	09/10/2024 Salary	R	A		09/10/2024	09/10/2024	1,982.53
9232405589	SANDERS, LAURA M	09/10/2024 Salary	R	A		09/10/2024	09/10/2024	2,527.13
9232405590	SCHULMEISTER, DEAN	09/10/2024 Salary	R	A		09/10/2024	09/10/2024	2,067.76
9232405591	SIEFERT-PEARCE, CATHERINE	09/10/2024 Salary	R	A		09/10/2024	09/10/2024	2,152.91
9232405592	SINKS, BART T	09/10/2024 Salary	R	A		09/10/2024	09/10/2024	3,099.14
9232405593	SPILLAN, JAYNA	09/10/2024 Salary	R	A		09/10/2024	09/10/2024	1,744.53
9232405594	STEPHENS, ANTHONY B	09/10/2024 Salary	R	A		09/10/2024	09/10/2024	2,426.91
9232405595	STUCK, KOLBIE L	09/10/2024 Salary	R	A		09/10/2024	09/10/2024	903.44
9232405596	TARLTON, JEFFREY L	09/10/2024 Salary	R	A		09/10/2024	09/10/2024	2,612.88
9232405597	TATE, LOLA MICHELE	09/10/2024 Salary	R	A		09/10/2024	09/10/2024	2,585.19
9232405598	TATE, MEGAN	09/10/2024 Salary	R	A		09/10/2024	09/10/2024	2,114.32
9232405599	TAYLOR, JALEIGH	09/10/2024 Salary	R	A		09/10/2024	09/10/2024	870.52
9232405600	TEAL, DAVID JOSIAH	09/10/2024 Salary	R	A		09/10/2024	09/10/2024	1,799.62
9232405601	TONAZZI, LORI L	09/10/2024 Salary	R	A		09/10/2024	09/10/2024	2,743.50
9232405602	TRAVELSTEAD, NIKKI L	09/10/2024 Salary	R	A		09/10/2024	09/10/2024	2,589.10
9232405603	TURNER, EMILIE G	09/10/2024 Salary	R	A		09/10/2024	09/10/2024	2,023.37
9232405604	TURNER, JENNIFER R	09/10/2024 Salary	R	A		09/10/2024	09/10/2024	2,095.58
9232405605	VANNOY, JUSTIN	09/10/2024 Salary	R	A		09/10/2024	09/10/2024	965.96
9232405606	VINE, CONNOR	09/10/2024 Salary	R	A		09/10/2024	09/10/2024	242.61
9232405607	WALLACE, MARK A	09/10/2024 Salary	R	A		09/10/2024	09/10/2024	3,152.15
9232405608	WALLACE, SHANNON	09/10/2024 Salary	R	A		09/10/2024	09/10/2024	909.77
9232405609	WILLIAMS, JOSEPH R	09/10/2024 Salary	R	A		09/10/2024	09/10/2024	3,727.61
9232405610	WILLIS, BRITTANY	09/10/2024 Salary	R	A		09/10/2024	09/10/2024	1,887.65
9232405611	WOFFORD, KENDRA K	09/10/2024 Salary	R	A		09/10/2024	09/10/2024	1,466.35
9232405612	WOLFE, LISA L	09/10/2024 Salary	R	A		09/10/2024	09/10/2024	2,237.42
9232405613	YORK, CHRISTIN	09/10/2024 Salary	R	A		09/10/2024	09/10/2024	1,772.46
9232405614	YOUNG, GRAHAM	09/10/2024 Salary	R	A		09/10/2024	09/10/2024	1,778.19
9232405615	ADKINS, ELIJAH	09/10/2024 TIMESHEETS	R	A		09/10/2024	09/10/2024	88.72
9232405616	AVILES, JONATHAN	09/10/2024 TIMESHEETS	R	A		09/10/2024	09/10/2024	73.41
9232405617	BALTZELL, DWAYNE	09/10/2024 TIMESHEETS	R	A		09/10/2024	09/10/2024	269.18
9232405618	BASLER, DEBRA S	09/10/2024 TIMESHEETS	R	A		09/10/2024	09/10/2024	626.80

Checks Issued

Bank Account: GEN — **MARION CUSD #2, IL**

Check Number	Name on Check	Run Description	Run Type	Check Type	Statement Date	Check Date	Cash Post Date	Amount
9232405619	BUCKINGHAM, CHANDLER D	09/10/2024 TIMESHEETS	R	A		09/10/2024	09/10/2024	330.37
9232405620	CAMERON, RACHEL	09/10/2024 TIMESHEETS	R	A		09/10/2024	09/10/2024	1,095.59
9232405621	CLINE, KARISSA	09/10/2024 TIMESHEETS	R	A		09/10/2024	09/10/2024	249.09
9232405622	COBB, SARAH	09/10/2024 TIMESHEETS	R	A		09/10/2024	09/10/2024	87.40
9232405623	DERCHY, REBECCA	09/10/2024 TIMESHEETS	R	A		09/10/2024	09/10/2024	1,004.74
9232405624	FLEMING, BRAYCE	09/10/2024 TIMESHEETS	R	A		09/10/2024	09/10/2024	293.67
9232405625	GIRTMAN, MARIAH	09/10/2024 TIMESHEETS	R	A		09/10/2024	09/10/2024	1,140.07
9232405626	HAVENER, MARCELLA	09/10/2024 TIMESHEETS	R	A		09/10/2024	09/10/2024	584.27
9232405627	HAYDEN, SAVANNAH	09/10/2024 TIMESHEETS	R	A		09/10/2024	09/10/2024	195.77
9232405628	HOEHN, RONALD	09/10/2024 TIMESHEETS	R	A		09/10/2024	09/10/2024	391.54
9232405629	JAMES, JOHN	09/10/2024 TIMESHEETS	R	A		09/10/2024	09/10/2024	1,070.36
9232405630	KING, TERESA	09/10/2024 TIMESHEETS	R	A		09/10/2024	09/10/2024	639.07
9232405631	LEONARD, JUSTICE	09/10/2024 TIMESHEETS	R	A		09/10/2024	09/10/2024	391.54
9232405632	LUCAS, JOHN	09/10/2024 TIMESHEETS	R	A		09/10/2024	09/10/2024	560.74
9232405633	MCBRIDE, JAYCEN	09/10/2024 TIMESHEETS	R	A		09/10/2024	09/10/2024	397.67
9232405634	MEDINA, STEVEN	09/10/2024 TIMESHEETS	R	A		09/10/2024	09/10/2024	1,284.02
9232405635	NEWELL, AMBER	09/10/2024 TIMESHEETS	R	A		09/10/2024	09/10/2024	1,129.32
9232405636	OAKLEY, RHYAN	09/10/2024 TIMESHEETS	R	A		09/10/2024	09/10/2024	348.72
9232405637	PRITCHETT, ROBIN	09/10/2024 TIMESHEETS	R	A		09/10/2024	09/10/2024	96.97
9232405638	PULLEY, HOLLIE	09/10/2024 TIMESHEETS	R	A		09/10/2024	09/10/2024	607.32
9232405639	RIGGS, BILLY JOE	09/10/2024 TIMESHEETS	R	A		09/10/2024	09/10/2024	954.47
9232405640	SNYDER, BRITTANI	09/10/2024 TIMESHEETS	R	A		09/10/2024	09/10/2024	909.77
9232405641	SOMMER, LARISSA L	09/10/2024 TIMESHEETS	R	A		09/10/2024	09/10/2024	977.82
9232405642	TRASK, JEROLD	09/10/2024 TIMESHEETS	R	A		09/10/2024	09/10/2024	1,012.88
9232405643	WALKER, TIFFANY D	09/10/2024 TIMESHEETS	R	A		09/10/2024	09/10/2024	870.51
9232405644	WROLSON, CHRISTIAN	09/10/2024 TIMESHEETS	R	A		09/10/2024	09/10/2024	495.16
9232405645	NICOLAIDES, BENJAMIN	09/10/2024 TIMESHEETS	R	A		09/10/2024	09/10/2024	379.32
9232405646	WOLLARD, WALDO C	09/10/2024 TIMESHEETS	R	A		09/10/2024	09/10/2024	249.65
9232405647	ATWOOD, WILLIAM	09/10/2024 TIMESHEETS	R	A		09/10/2024	09/10/2024	1,544.99
9232405648	FOSTER, TIMOTHY B	09/10/2024 TIMESHEETS	R	A		09/10/2024	09/10/2024	2,032.11
9232405649	JEAN, JASON	09/10/2024 TIMESHEETS	R	A		09/10/2024	09/10/2024	1,869.18
9232405650	MCGEE, CHRIS	09/10/2024 TIMESHEETS	R	A		09/10/2024	09/10/2024	1,663.26
9232405651	MELVIN, JERIME	09/10/2024 TIMESHEETS	R	A		09/10/2024	09/10/2024	1,527.97
9232405652	NORRIS, DAVID L	09/10/2024 TIMESHEETS	R	A		09/10/2024	09/10/2024	1,318.71

Checks Issued

Bank Account: GEN

MARION CUSD #2, IL

Check Number	Name on Check	Run Description	Run Type	Check Type	Statement Date	Check Date	Cash Post Date	Amount
9232405653	HARDING, ANGEL	09/10/2024 TIMESHEETS	R	A		09/10/2024	09/10/2024	783.73
9232405654	LENON, LISA S	09/10/2024 TIMESHEETS	R	A		09/10/2024	09/10/2024	1,124.74
9232405655	PRICE, SHERRIE A	09/10/2024 TIMESHEETS	R	A		09/10/2024	09/10/2024	1,263.47
9232405656	PULLEY, KERRY N	09/10/2024 TIMESHEETS	R	A		09/10/2024	09/10/2024	1,135.78
9232405657	ROBERTSON, RACHEL	09/10/2024 TIMESHEETS	R	A		09/10/2024	09/10/2024	551.51
9232405658	SWAN, JEMIE	09/10/2024 TIMESHEETS	R	A		09/10/2024	09/10/2024	1,090.78
9232405659	WALLACE, ANDREA M	09/10/2024 TIMESHEETS	R	A		09/10/2024	09/10/2024	52.00
9232405660	WALLACE, YESENIA	09/10/2024 TIMESHEETS	R	A		09/10/2024	09/10/2024	922.94
9232405661	WILKINS, JANET A	09/10/2024 TIMESHEETS	R	A		09/10/2024	09/10/2024	1,121.26
9232405662	ALDRIDGE, BRENDA K	09/10/2024 TIMESHEETS	R	A		09/10/2024	09/10/2024	1,107.98
9232405663	BABINGTON, AMANDA	09/10/2024 TIMESHEETS	R	A		09/10/2024	09/10/2024	813.64
9232405663	BABINGTON, AMANDA	09/10/2024 Void	V	V		09/10/2024	09/10/2024	-813.64
9232405664	CLARK, ASHLEY	09/10/2024 TIMESHEETS	R	A		09/10/2024	09/10/2024	268.93
9232405665	COLE, KYAN	09/10/2024 TIMESHEETS	R	A		09/10/2024	09/10/2024	394.61
9232405666	MONTGOMERY, PAMELA	09/10/2024 TIMESHEETS	R	A		09/10/2024	09/10/2024	499.57
9232405667	REED, PAMELA JANE	09/10/2024 TIMESHEETS	R	A		09/10/2024	09/10/2024	793.63
9232405668	ROSS, ROBERT E	09/10/2024 TIMESHEETS	R	A		09/10/2024	09/10/2024	1,398.08
9232405669	STEARNS, MARYLYN SUE	09/10/2024 TIMESHEETS	R	A		09/10/2024	09/10/2024	635.63
9232405670	TANNER, AMANDA	09/10/2024 TIMESHEETS	R	A		09/10/2024	09/10/2024	945.69
9232405671	TOLER, JENNY	09/10/2024 TIMESHEETS	R	A		09/10/2024	09/10/2024	868.11
9232405672	WARREN, BRIAN L	09/10/2024 TIMESHEETS	R	A		09/10/2024	09/10/2024	1,250.43
9232405673	WINSTEAD, CHARLIE W	09/10/2024 TIMESHEETS	R	A		09/10/2024	09/10/2024	117.76
9232405674	ARNOLD, MORIAH	09/10/2024 TIMESHEETS	R	A		09/10/2024	09/10/2024	408.37
9232405675	BUCKINGHAM, ELIZABETH	09/10/2024 TIMESHEETS	R	A		09/10/2024	09/10/2024	1,362.91
9232405676	BUCKINGHAM, HAILEY	09/10/2024 TIMESHEETS	R	A		09/10/2024	09/10/2024	1,129.09
9232405677	COOK, CHELSYE	09/10/2024 TIMESHEETS	R	A		09/10/2024	09/10/2024	346.32
9232405678	DIAL, LAURA	09/10/2024 TIMESHEETS	R	A		09/10/2024	09/10/2024	1,396.75
9232405679	FRITZ, ELIZABETH	09/10/2024 TIMESHEETS	R	A		09/10/2024	09/10/2024	682.25
9232405680	GADE, COREEN	09/10/2024 TIMESHEETS	R	A		09/10/2024	09/10/2024	719.64
9232405681	HICKEY, GARY WAYNE	09/10/2024 TIMESHEETS	R	A		09/10/2024	09/10/2024	299.39
9232405682	LINDSEY, JANIT	09/10/2024 TIMESHEETS	R	A		09/10/2024	09/10/2024	1,129.32
9232405683	MALROY, TERESA	09/10/2024 TIMESHEETS	R	A		09/10/2024	09/10/2024	425.97
9232405684	MITCHELL, JUSTIN	09/10/2024 TIMESHEETS	R	A		09/10/2024	09/10/2024	1,479.29
9232405685	SALVETTI, CHANDRA	09/10/2024 TIMESHEETS	R	A		09/10/2024	09/10/2024	1,214.01

Checks Issued

Bank Account: GEN

MARION CUSD #2, IL

Check Number	Name on Check	Run Description	Run Type	Check Type	Statement Date	Check Date	Cash Post Date	Amount
9232405686	TILLERY, VIRGINIA C	09/10/2024 TIMESHEETS	R	A		09/10/2024	09/10/2024	235.49
9232405687	WALTERS, TAMMY L	09/10/2024 TIMESHEETS	R	A		09/10/2024	09/10/2024	557.58
9232405688	WEST, MELISSA	09/10/2024 TIMESHEETS	R	A		09/10/2024	09/10/2024	901.52
9232405689	WILSON, CINDI	09/10/2024 TIMESHEETS	R	A		09/10/2024	09/10/2024	374.03
9232405690	BELL, DION L	09/10/2024 TIMESHEETS	R	A		09/10/2024	09/10/2024	161.56
9232405691	BERGMAN, VALERIE	09/10/2024 TIMESHEETS	R	A		09/10/2024	09/10/2024	397.67
9232405692	BRASEL, MELINDA S	09/10/2024 TIMESHEETS	R	A		09/10/2024	09/10/2024	1,327.10
9232405693	FREY, KATHY L	09/10/2024 TIMESHEETS	R	A		09/10/2024	09/10/2024	1,309.97
9232405694	GILE, EMILY	09/10/2024 TIMESHEETS	R	A		09/10/2024	09/10/2024	438.63
9232405695	GRIMES, SCOTT	09/10/2024 TIMESHEETS	R	A		09/10/2024	09/10/2024	1,350.06
9232405696	LANGDON, JULIA	09/10/2024 TIMESHEETS	R	A		09/10/2024	09/10/2024	447.78
9232405697	LEWIS, EMMA	09/10/2024 TIMESHEETS	R	A		09/10/2024	09/10/2024	122.36
9232405698	MESSAMORE, CYNTHIA	09/10/2024 TIMESHEETS	R	A		09/10/2024	09/10/2024	824.30
9232405699	MORSE, KENYA L	09/10/2024 TIMESHEETS	R	A		09/10/2024	09/10/2024	1,353.37
9232405700	PARKER, MELISSA	09/10/2024 TIMESHEETS	R	A		09/10/2024	09/10/2024	908.45
9232405701	TREECE, KELLIE A	09/10/2024 TIMESHEETS	R	A		09/10/2024	09/10/2024	985.48
9232405702	WAGNER, ALEXANDER	09/10/2024 TIMESHEETS	R	A		09/10/2024	09/10/2024	431.31
9232405703	WEEKS, ALEXANDRA	09/10/2024 TIMESHEETS	R	A		09/10/2024	09/10/2024	1,168.16
9232405704	WOODS, REAGAN	09/10/2024 TIMESHEETS	R	A		09/10/2024	09/10/2024	795.61
9232405705	WOODSUM, CHARLEY	09/10/2024 TIMESHEETS	R	A		09/10/2024	09/10/2024	280.52
9232405706	YOST, DEBBIE K	09/10/2024 TIMESHEETS	R	A		09/10/2024	09/10/2024	815.82
9232405707	BALTZELL, GERALD	09/10/2024 TIMESHEETS	R	A		09/10/2024	09/10/2024	1,080.68
9232405708	BYERS, BETTY JO	09/10/2024 TIMESHEETS	R	A		09/10/2024	09/10/2024	1,208.41
9232405709	COLP, JULIA ANN	09/10/2024 TIMESHEETS	R	A		09/10/2024	09/10/2024	29.77
9232405710	CROSSON, GARY L	09/10/2024 TIMESHEETS	R	A		09/10/2024	09/10/2024	723.37
9232405711	DEATON, HELEN	09/10/2024 TIMESHEETS	R	A		09/10/2024	09/10/2024	1,431.54
9232405712	GREGORY, LUKE	09/10/2024 TIMESHEETS	R	A		09/10/2024	09/10/2024	391.54
9232405713	GWALTNEY, JERRID J	09/10/2024 TIMESHEETS	R	A		09/10/2024	09/10/2024	1,707.70
9232405714	HOLLAND, BRIANA N	09/10/2024 TIMESHEETS	R	A		09/10/2024	09/10/2024	18.23
9232405715	KAMINSKI, DEBRA L	09/10/2024 TIMESHEETS	R	A		09/10/2024	09/10/2024	1,026.73
9232405716	LACHIANA, CHRISTOPHER B	09/10/2024 TIMESHEETS	R	A		09/10/2024	09/10/2024	293.67
9232405717	LAROCCO, DARLENE	09/10/2024 TIMESHEETS	R	A		09/10/2024	09/10/2024	673.91
9232405718	LEONARD, JETT	09/10/2024 TIMESHEETS	R	A		09/10/2024	09/10/2024	1,249.79
9232405719	LERCH, BRENNA	09/10/2024 TIMESHEETS	R	A		09/10/2024	09/10/2024	354.84

Checks Issued

Bank Account: GEN

MARION CUSD #2, IL

Check Number	Name on Check	Run Description	Run Type	Check Type	Statement Date	Check Date	Cash Post Date	Amount
9232405720	MARLER, EMMA	09/10/2024 TIMESHEETS	R	A		09/10/2024	09/10/2024	1,108.65
9232405721	NAPIER, CHELSEY	09/10/2024 TIMESHEETS	R	A		09/10/2024	09/10/2024	626.17
9232405722	NEWTON, SHERESE D	09/10/2024 TIMESHEETS	R	A		09/10/2024	09/10/2024	369.03
9232405723	PICKENS, BETHANY	09/10/2024 TIMESHEETS	R	A		09/10/2024	09/10/2024	377.69
9232405724	RODGERS, AMANDA	09/10/2024 TIMESHEETS	R	A		09/10/2024	09/10/2024	1,357.95
9232405725	RUSSELL, JAMES T	09/10/2024 TIMESHEETS	R	A		09/10/2024	09/10/2024	1,340.50
9232405726	TESSONE, AMANDA	09/10/2024 TIMESHEETS	R	A		09/10/2024	09/10/2024	800.92
9232405727	BRIGHT, AMY L	09/10/2024 TIMESHEETS	R	A		09/10/2024	09/10/2024	972.00
9232405728	BRUSH, JAMIE C	09/10/2024 TIMESHEETS	R	A		09/10/2024	09/10/2024	806.86
9232405729	CHERIM, ROBIN	09/10/2024 TIMESHEETS	R	A		09/10/2024	09/10/2024	1,052.92
9232405730	COCHRUM, MIRA	09/10/2024 TIMESHEETS	R	A		09/10/2024	09/10/2024	1,517.31
9232405731	DENISON, SUSAN M	09/10/2024 TIMESHEETS	R	A		09/10/2024	09/10/2024	1,122.06
9232405732	HICKEY, KAMERON RACE	09/10/2024 TIMESHEETS	R	A		09/10/2024	09/10/2024	379.32
9232405733	HOLCOMB, DIANA	09/10/2024 TIMESHEETS	R	A		09/10/2024	09/10/2024	1,140.46
9232405734	JOHNSON, NIKKI D	09/10/2024 TIMESHEETS	R	A		09/10/2024	09/10/2024	806.31
9232405735	STUTZ, PATRICIA M	09/10/2024 TIMESHEETS	R	A		09/10/2024	09/10/2024	906.14
9232405736	TIBEREND, MISTY	09/10/2024 TIMESHEETS	R	A		09/10/2024	09/10/2024	94.86
9232405737	VOYLES, GREGORY A	09/10/2024 TIMESHEETS	R	A		09/10/2024	09/10/2024	1,249.91
9232405738	BAWKER, STEPHANIE	09/10/2024 TIMESHEETS	R	A		09/10/2024	09/10/2024	796.64
9232405739	BOZARTH, CHARLOTTE	09/10/2024 TIMESHEETS	R	A		09/10/2024	09/10/2024	1,417.17
9232405740	BOZARTH, JOHN	09/10/2024 TIMESHEETS	R	A		09/10/2024	09/10/2024	1,314.97
9232405741	BUTLER, JANET	09/10/2024 TIMESHEETS	R	A		09/10/2024	09/10/2024	558.57
9232405742	CLARIDA, LANDDYN	09/10/2024 TIMESHEETS	R	A		09/10/2024	09/10/2024	290.60
9232405743	DAVIS, JAMES A	09/10/2024 TIMESHEETS	R	A		09/10/2024	09/10/2024	1,461.47
9232405744	DUNNING, JULIE	09/10/2024 TIMESHEETS	R	A		09/10/2024	09/10/2024	897.28
9232405745	FARRIS, CLARENCE E	09/10/2024 TIMESHEETS	R	A		09/10/2024	09/10/2024	572.22
9232405746	GILL, SCOTT	09/10/2024 TIMESHEETS	R	A		09/10/2024	09/10/2024	1,376.07
9232405747	HOLMAN, DONALD	09/10/2024 TIMESHEETS	R	A		09/10/2024	09/10/2024	1,262.21
9232405748	JAMES, CHARLES T	09/10/2024 TIMESHEETS	R	A		09/10/2024	09/10/2024	1,342.58
9232405749	JOYNER, ABIGAIL	09/10/2024 TIMESHEETS	R	A		09/10/2024	09/10/2024	342.62
9232405750	KRASSELT, BRIANNA	09/10/2024 TIMESHEETS	R	A		09/10/2024	09/10/2024	1,356.58
9232405751	LEONARD, PAIGE	09/10/2024 TIMESHEETS	R	A		09/10/2024	09/10/2024	1,087.31
9232405752	MISNER, OWEN	09/10/2024 TIMESHEETS	R	A		09/10/2024	09/10/2024	412.96
9232405753	PHEMISTER, DIANE	09/10/2024 TIMESHEETS	R	A		09/10/2024	09/10/2024	1,183.77

Checks Issued

Bank Account: GEN **MARION CUSD #2, IL**

Check Number	Name on Check	Run Description	Run Type	Check Type	Statement Date	Check Date	Cash Post Date	Amount
9232405754	POWERS, MARY	09/10/2024 TIMESHEETS	R	A		09/10/2024	09/10/2024	784.79
9232405755	PRICE, NATHAN	09/10/2024 TIMESHEETS	R	A		09/10/2024	09/10/2024	856.82
9232405756	SIMMONS, REBECCA J	09/10/2024 TIMESHEETS	R	A		09/10/2024	09/10/2024	1,092.90
9232405757	SIMMONS, RITA DIANE	09/10/2024 TIMESHEETS	R	A		09/10/2024	09/10/2024	824.77
9232405758	WALKER, SHELLEY J	09/10/2024 TIMESHEETS	R	A		09/10/2024	09/10/2024	1,183.70
9232405759	WALLACE, SHANNON	09/10/2024 TIMESHEETS	R	A		09/10/2024	09/10/2024	1,111.57
9232405760	WARE, EDWARD	09/10/2024 TIMESHEETS	R	A		09/10/2024	09/10/2024	476.48
9232405761	WATSON, DEXTER	09/10/2024 TIMESHEETS	R	A		09/10/2024	09/10/2024	1,278.45
9232405762	MANSFIELD POWER AND GAS LLC	09/09/2024	R	A		09/09/2024	09/09/2024	3,174.32
9232405763	RESERVE ACCOUNT	09/09/2024	R	A		09/09/2024	09/09/2024	500.00
9232405764	WILLIAMSON COUNTY ED SERV	09/09/2024	R	A		09/09/2024	09/09/2024	693,388.06
9232405765	AMAZON.COM	09/09/2024 Amazon	R	A		09/09/2024	09/09/2024	5,583.06
9232405766	MARION CUSD #2 HEALTH PLN	09/10/2024	R	A		09/10/2024	09/10/2024	207,531.03
9232405767	JOHNSON, JENNA	09/11/2024	R	A		09/11/2024	09/11/2024	852.01
9232405768	BABINGTON, AMANDA	09/11/2024	R	A		09/11/2024	09/11/2024	813.64
9232405769	WINSTEAD, CHARLIE W	09/11/2024	R	A		09/11/2024	09/11/2024	155.83
9232405770	WAGNER, ALEXANDER	09/11/2024	R	A		09/11/2024	09/11/2024	583.67
9232405771	PICKENS, BETHANY	09/11/2024	R	A		09/11/2024	09/11/2024	199.23
9232405772	STUTZ, PATRICIA M	09/11/2024	R	A		09/11/2024	09/11/2024	250.53
9232405773	MARION CUSD #2 HEALTH PLN	9/16/2024 PAYROLL ADDITIONAL	R	A		09/16/2024	09/16/2024	0.00
9232405774	MCGRAW-HILL COMPANIES	09/17/2024 McGraw Hill	R	A		09/17/2024	09/17/2024	4,341.12
9232405775	MCGRAW-HILL EDUCATION	09/17/2024 McGraw Hill	R	A		09/17/2024	09/17/2024	4,017.86
9232405776	AMAZON.COM	09/19/2024 Board Bills	R	A		09/24/2024	09/24/2024	305.86
9232405777	BOUND TO STAY BOUND	09/19/2024 Board Bills	R	A		09/24/2024	09/24/2024	1,490.58
9232405778	CAPE ELECTRICAL SUPPLY, LLC	09/19/2024 Board Bills	R	A		09/24/2024	09/24/2024	764.87
9232405779	EVERYDAY SPEECH	09/19/2024 Board Bills	R	A		09/24/2024	09/24/2024	399.99
9232405780	HOMEFIELD ENERGY, IL POWER MARKET	09/19/2024 Board Bills	R	A		09/24/2024	09/24/2024	84,754.89
9232405781	ILL CENTRAL SCHOOL BUS	09/19/2024 Board Bills	R	A		09/24/2024	09/24/2024	184,320.05
9232405782	JW PEPPER & SONS, INC	09/19/2024 Board Bills	R	A		09/24/2024	09/24/2024	139.34
9232405783	JW PEPPER & SONS, INC	09/19/2024 Board Bills	R	A		09/24/2024	09/24/2024	94.84

Checks Issued

Bank Account: GEN **MARION CUSD #2, IL**

Check Number	Name on Check	Run Description	Run Type	Check Type	Statement Date	Check Date	Cash Post Date	Amount
9232405784	JESSICA A LANDES	09/19/2024 Board Bills	R	A		09/24/2024	09/24/2024	473.71
9232405785	MANSFIELD POWER AND GAS LLC	09/19/2024 Board Bills	R	A		09/24/2024	09/24/2024	1,236.44
9232405786	MARION JUNIOR HIGH IMPREST	09/19/2024 Board Bills	R	A		09/24/2024	09/24/2024	1,006.00
9232405787	RESERVE ACCOUNT	09/19/2024 Board Bills	R	A		09/24/2024	09/24/2024	2,500.00
9232405788	SUMMIT FINANCIAL RESOURCES, L.P., LANTER DISTRIBU	09/19/2024 Board Bills	R	A		09/24/2024	09/24/2024	154.88
9232405789	UMB BANK, N.A.	09/19/2024 Board Bills	R	A		09/24/2024	09/24/2024	15,387.00
						Grand Totals:	**1193 Total Checks**	**4,554,285.99**